

How to Turn on Battery Saver Mode for Windows Laptop

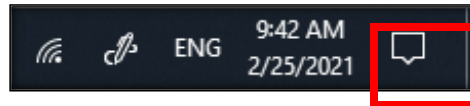
Battery saver mode is designed to extend your laptop's battery life until you can charge your laptop.

What does Battery Saver Mode do?

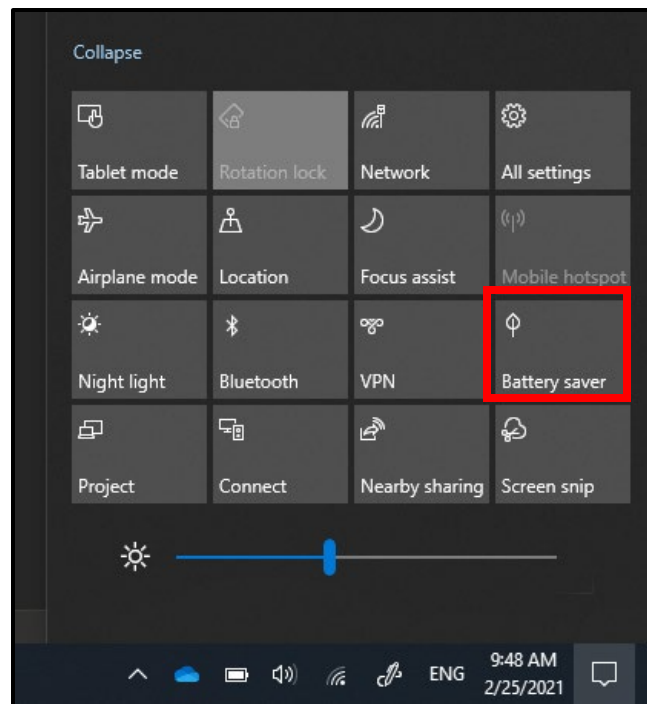
Reduces the display's brightness

Reduces Background apps from being run

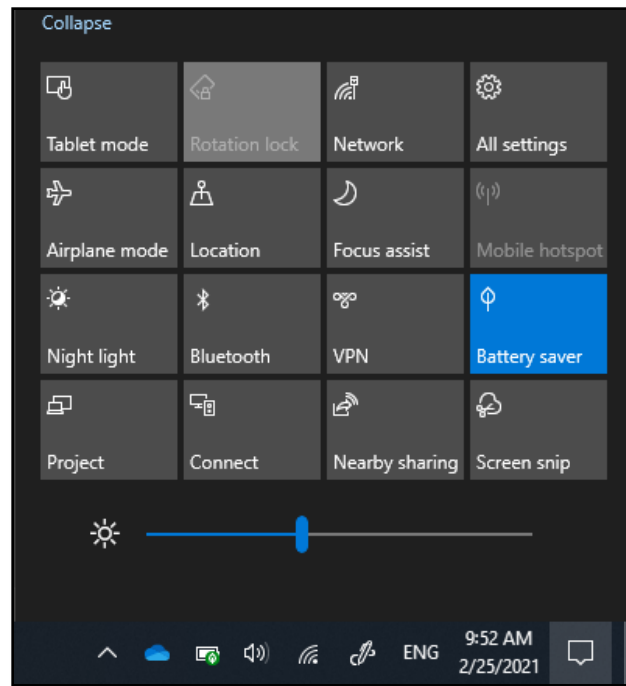
While unplugged from a power adapter, click on the **Action Center** button on the lower right corner



This would open the **Action Center**



Click on the **Battery Saver** tile, this will turn on Battery Saver Mode



Battery saver mode will automatically turn off once you have plugged your laptop into a charger