

## Ku biir Kulmada Kooxaha adoo adeegsanaya Kombiyuuter shakhsi ah

Dugsiyada Dadwynaha Seattle waxay ku faraxsan yihiin inay shaaciyaan in laga nilaabo Maayo 26-keeda, dhammaan ardayda dhigta Sps ay marin u helli karaan Kooxaha MS si ay uga helaan ammaan iyo amaan badan kulammada internetka. Ardayda ayaa ku biiri kara kulanka kooxda iyagoo adeegsanaya:

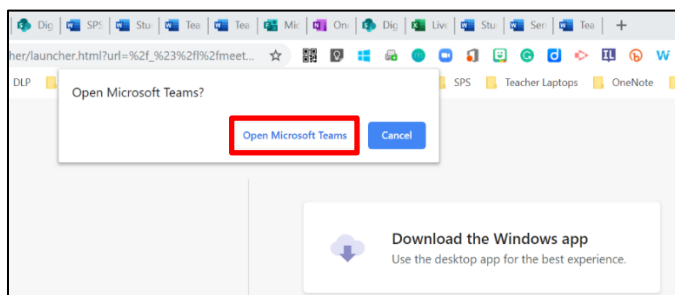
- **SPS Laptop ah** (Kooxaha barnaamijyada ayaa horay loo sii rakibay oo loo baahan yahay galitaanka SPS)
- **Kumbuyuutar shaqsiyeed** (Soo dejiso barnaamijyada kooxaha iyo galitaanka SPS loo baahan yahay)
- **Aaladda Mobilada** (So dejiso barnaamijka Kooxda iyo SPS Galitaanka Loo Baahan Yahay)

Tilmaamaha soo socdaa waxay sharraxayaan sida loogu biro kulan kooxeed Khadka tooska ah ee aaladda mobilada. Eeg waraaqaha taageerada si add u hesho tilmaamaha sida loo soo dijisto oo loo galo kumbuyuutar shaqsiyeed kooxeed

**Xusuusin:** Qof kasta oo ku soo biro kooxda isagoon lahayn koonto SPS waxaa laga rabaa inuu ku sugo goobta loo oloynayo si loo galo ama loo diido gelitaanka.

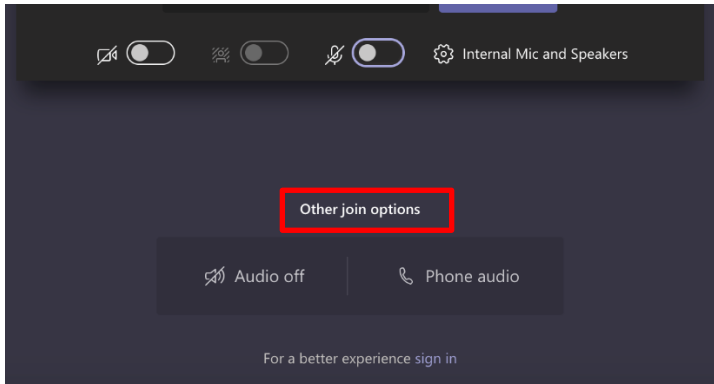
### Ku biir Kulmada Kooxda ee Kumbuyuutar Shaqsiyeed

1. Ku gal Schoology adiga adeegsanaya magacaaga isticmaala iro lambarkaaga sirta ah.
2. Xulo **Kooxaha Microsoft Furan**

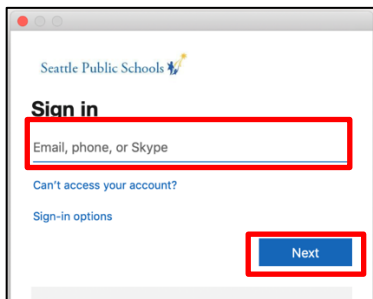


3. Xulo **xulashooyinka kale eek u biirista.**

## Join Schoology Teams Meeting



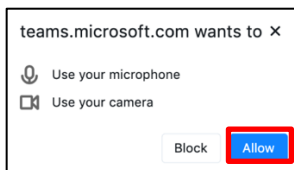
4. Geli magacaaga SPS ka Digna dooro Xiga.



5. Gali lambarkaaga sirta ah ee SPS ka dibna dooro Saxeex.



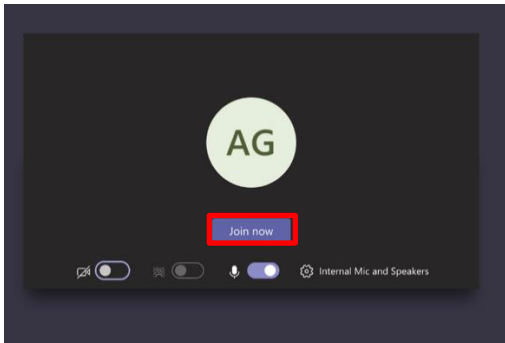
6. U oggolow marin u hel kaameerahaaga iyo makarafoonka hadii uu kici.



7. Xulo Ku soo biir hada

## Join Schoology Teams Meeting

---



**Hambalyo, waxaad ku birtay kulan koxeed.**

