

Ku biir Kulamada Kooxda iyadoo la adeegsanayo Aaladda Mobilada

Dugsiyada Dadwynaha Seattle waxay ku faraxsan yihiin inay shaaciyaan in laga nilaabo Maayo 26-keeda, dhammaan ardayda dhigta Sps ay marin u helli karaan Kooxaha MS si ay uga helaan ammaan iyo amaan badan kulammada internetka. Ardayda ayaa ku biiri kara kulanka kooxda iyagoo adeegsanaya:

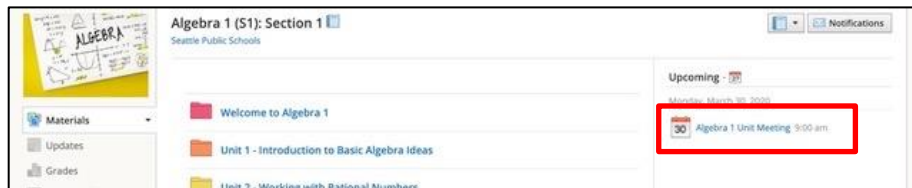
- **SPS Laptop ah** (Kooxaha barnaamijyada ayaa horay loo sii rakibay oo loo baahan yahay galitaanka SPS)
- **Kumbuyuutar shaqsiyeed** (Soo dejiso barnaamijyada kooxaha iyo galitaanka SPS loo baahan yahay)
- **Aaladda Mobilada** (So dejiso barnaamijka Kooxda iyo SPS Galitaanka Loo Baahan Yahay)

Tilmaamaha soo socdaa waxay sharraxayaan sida loogu biro kulan kooxeed Khadka tooska ah ee aaladda mobilada. Eeg waraaqaha taageerada si add u hesho tilmaamaha sida loo soo dijisto oo loo galo barnamijka modbilada kooxeed

Xusuusin: Qof kasta oo ku soo biro kooxda isagoon lahayn koonto SPS waxaa laga rabaa inuu ku sugo goobta loo oloynayo si loo galo ama loo diido gelitaanka.

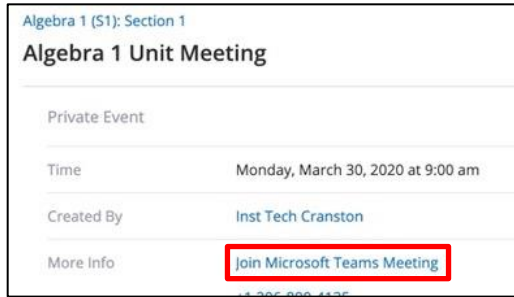
Ku biir Kulamada Kooxda ee Qalabka Mobilada

1. Ku gal Schoology adiga adeegsanaya magacaaga isticmaala iro lambarkaaga sirta ah.
2. Xulo koosada Schoology
3. Guji munaasabada jadwalka, bogga, ama ku cusboonaysi xiriiryaha kulanka Koozaha.

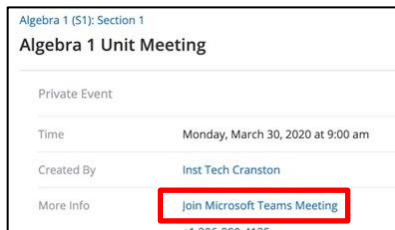


4. Dhagsii Iskuxirka **Iskuxirka Kulmada Shirka Microsoft** ama waxaad isticmaasha lambarka taleefanka iyo Aqoonsiga shir si aad ugu axdid kulannka.

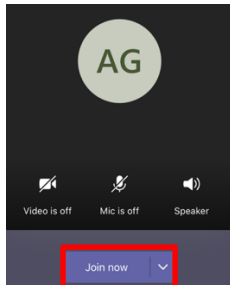
Join Schoology Teams Meeting



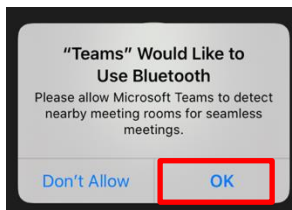
5. Xullo Ku biir Shirka Kooxda Microsoft



6. Xulo ku soo biir hada.

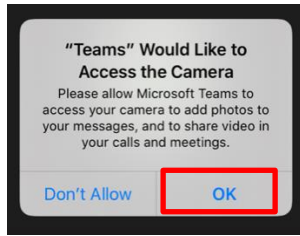


7. Taabo ok si aad ugu oggolaatid marin u helidda Bluetooth.



8. Taabo ok si loogu oggolaado gelitaanka kamaradaada

Join Schoology Teams Meeting



9. Taabo ok si aad ugu oggolaato marin u helitaanka makarafoonkaaga hadii uu kiciyo

Hambalyo, waxaad ku birtay kulan koxeed.

