



Seattle School District No. 1 Monthly Financial Report November 2020

January 11, 2021

Seattle Public Schools is committed to making its online information accessible and usable to all people, regardless of ability or technology. Meeting web accessibility guidelines and standards is an ongoing process that we are consistently working to improve.

While Seattle Public Schools endeavors to only post documents optimized for accessibility, due to the nature and complexity of some documents, an accessible version of the document may not be available. In these limited circumstances, the District will provide equally effective alternate access.

For questions and more information about this document, please contact the following:

JoLynn Berge
Chief Financial Officer
BudgetOffice@seattleschools.org

Adoption by resolution the 2021-22 recommended budget and the four-year budget plan summary and enrollment projections. The attached presentation provides more detail about planned expenditures.

Seattle School District No. 1
Monthly Financial Report
November 2020

Table of Contents

Financial Highlights	1
Enrollment Data	2
General Fund – Rev & Exp Trending Graph	3
General Fund – Revenue & Expenditure YTD YtoY Comparison	4
Combined Statement of Revenues, Expenditures and Changes in Fund Balances	5
Combined Statement of Financial Condition	6
Budget Status Reports	7
General Fund	7a
Capital Projects Fund	7b
Debt Service Fund	7c
Associated Student Body Fund	7d
Statement of Financial Condition (Comparative)	8
General Fund	8a
Capital Projects Fund	8b
Debt Service Fund	8c
Associated Student Body Fund	8d
General Fund – Cash Balance & Investment Earnings Trending	9
Capital Fund – Analysis by Program	10
ASB Revenue and Fund Balance Trending Graph	11
Community Schools Fund Report	12
Long Term Debt	13
Head Start Program Budget to Actual Expenditures	14

Seattle School District #1
Financial Statements
November 2020

Fund Balances	General	Capital	ASB	Debt	Private/ Trust
Beginning of FY	\$148,791,695	\$106,912,628	\$3,434,077	\$1,392,291	\$2,382,7632
Change YTD	8,407,435	106,312,036	76,347	3,730	361
Total Fund Balance	\$157,199,130	\$213,224,663	\$3,510,424	\$1,396,021	\$2,383,124

General Fund

For November 2020, the ending fund balance is \$157.2M. This compares to \$141.9M for November 2019. November enrollment of 51,450 is less than adopted budget for 2020-2021 by 1,853 FTE. Revenues are \$236.1 YTD, compared to \$219.4M last year (see Pg. 4). While revenues appear to be higher in November, adjustments to revenue will be seen with our January apportionment due to decreased enrollment. Expenditures of \$227.7M are down \$2.5M over the previous year (see Pg. 4).

Capital Projects Fund

The Capital Projects Fund balance is \$213.2M compared to \$93.0M in the prior year. Fund balance is comprised primarily of BEX IV \$58.1M, BTA III \$18.6M, BTA IV \$(58.8)M, BEX V \$171.7M, and Other Programs \$20.9M. Revenues are \$144.2M, consisting primarily of property taxes earnings from the BEX V \$105.9M and BTA IV levy \$36.1M. Expenditures of \$37.9M are comprised principally of BTA IV \$8.3M and BEX V \$23.0M (see Pg. 10).

Debt Service Fund

At November 2020, the fund balance is \$1.39M. Fund balance is restricted for payments of the principal and interest related to the 2020 refunding bond. (see Pg. 13).

Associated Student Body

The Associated Student Body Funds represent monies raised by student groups for cultural, athletic, recreational, and/or social purposes. Fund balance at November 2020 is \$3.5M compared to \$4.3M last year (see Pg. 11). YTD Revenue is \$222K, and Expenditures are \$145K. Activity in this fund is down due to COVID-19.

Private/Trust

The Trust Fund accounts are monies donated to the District for private purposes, primarily scholarships, and are governed by individual agreements. Fund balance at November 2020 is \$2.4M compared to \$2.4M as of November 2019.

Investments

The King County Pool net earned interest rate was .79% in November, compared to 2.06% of the previous year (see Pg. 9). The rate is decreasing since the last year, due to economic downturn related to COVID-19.

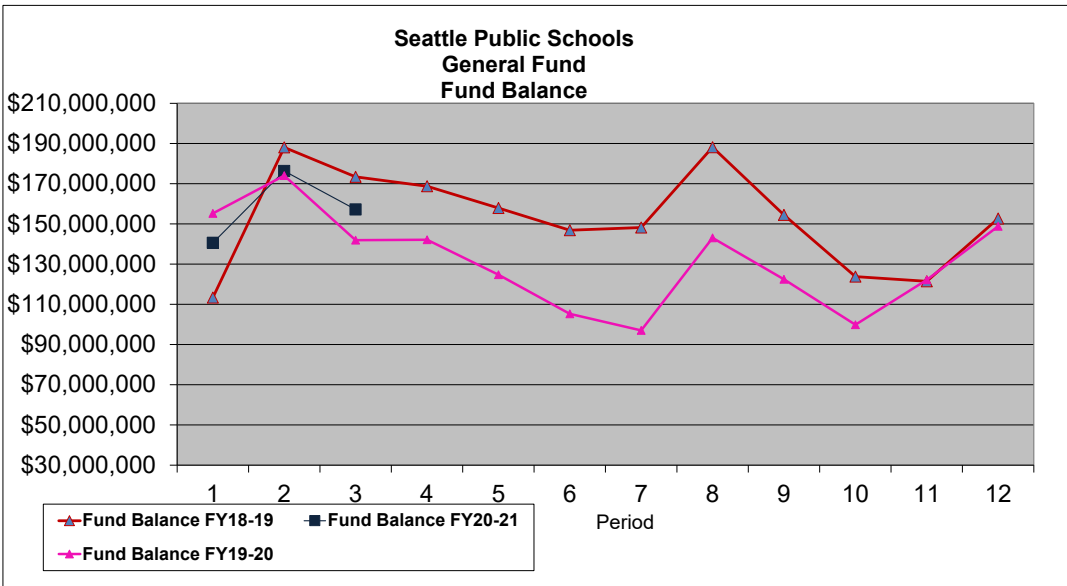
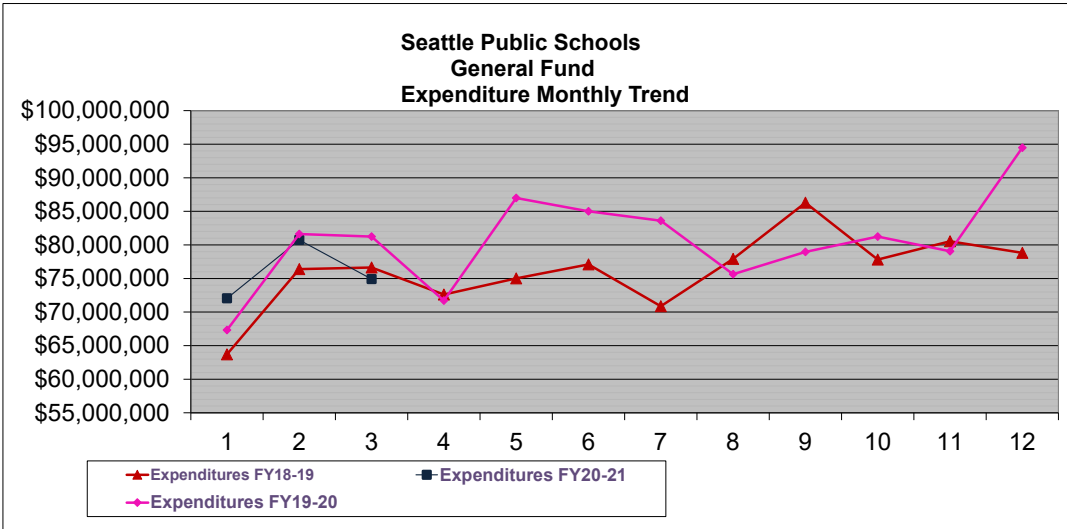
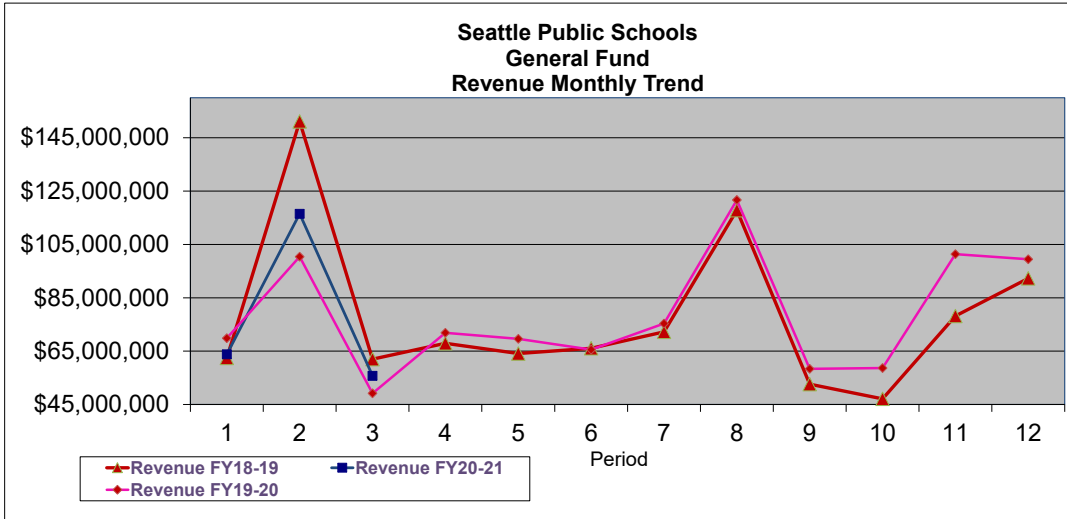
Seattle School District
Average Annual Enrollment by Grade
As of 11/30/2020

	2016-2017 Actual	2017-2018 Actual	2018-2019 Actual	2019-2020 Actual	2020-2021 Adopted Budget	2020-2021 Average Annual As of Nov 2020	Difference
Half Day Kindergarten	20	0	0	0	0	0	-
Full Day Kindergarten	4,590	4,625	4,660	4,681	4,631	3,940	(691)
First	4,782	4,628	4,540	4,645	4,665	4,463	(202)
Second	4,794	4,637	4,521	4,471	4,527	4,414	(113)
Third	4,655	4,691	4,514	4,447	4,390	4,216	(174)
Fourth	4,666	4,577	4,607	4,437	4,385	4,253	(132)
Fifth	4,308	4,524	4,424	4,506	4,334	4,225	(109)
Sixth	3,875	3,874	4,099	4,035	4,163	4,058	(105)
Seventh	3,668	3,803	3,803	4,111	4,044	3,887	(157)
Eighth	3,714	3,611	3,748	3,784	4,050	3,991	(59)
Subtotal K-8	39,072	38,970	38,915	39,116	39,189	37,447	(1,742)
Ninth	3,479	3,675	3,573	3,822	3,814	3,744	(70)
Tenth	3,444	3,526	3,660	3,667	3,889	3,858	(31)
Eleventh	3,240	3,091	3,056	3,141	3,228	3,144	(84)
Twelfth	3,166	3,232	2,990	2,984	3,183	3,257	74
Subtotal High School	13,329	13,525	13,278	13,614	14,114	14,003	(111)
Total K-12	52,401	52,495	52,193	52,730	53,303	51,450	(1,853)
Summer School	64	66	62	53	incl above		
Spec Ed - Enrolled	7,517	7,867	8,268	8,705	8,149	7,258	(892)
- Funded**	7,517	7,867	8,268	8,204	7,836	7,258	(579)
Bilingual	6,577	6,524	6,537	6,834	6,798	6,361	(438)
Vocational Ed	1,715	1,731	1,539	1,519	1,662	1,540	(122)
Skill Center	67	80	69	85	156	87	(69)
Running Start	698	891	1,013	1,221	1,295	1,272	(23)
Open Doors	77	103	101	83	100	69	(31)

Assumptions:

Enrollment shown as average annual FTE with the exception of Bilingual. Bilingual enrollment reflected as headcount.

** Special Education Funded Enrollment capped by State.



**Seattle School District
General Fund
As of 11/30/2020**

(Excludes Other Financing Uses/Sources)

	2020-2021		2019-2020			2018-2019			Explanation of Variance
	Actual YTD	% of Total	Actual YTD	% of Total	% of Total	Actual YTD	% of Total	% of Total	
	As of 11/30/2020	FY 2021 Budget	As of 11/30/2019	FY 2020 Budget	FY 2020 Actuals	As of 11/30/2018	FY 2019 Budget	FY 2019 Actuals	
Revenue									
Local Tax	\$ 74,827,197	45%	\$ 60,693,085	41%	34%	\$ 106,320,253	59%	59%	
Local Nontax	2,250,256	10%	6,547,036	22%	23%	6,462,510	25%	22%	
State, General Purpose	118,352,760	22%	111,977,245	22%	23%	117,674,887	24%	24%	
State, Special Purpose	28,653,492	19%	31,511,922	19%	20%	34,197,305	23%	22%	
Federal, General Purpose	-	0%	1,297	2%	9%	22	0%	0%	
Federal, Special Purpose	8,400,724	14%	4,343,344	8%	10%	6,580,601	13%	15%	
Revenue from Other School Districts	-	0%	-	0%	0%	-	0%	0%	
Revenue from Other Agencies/Associations	3,599,202	9%	4,339,899	11%	15%	4,322,999	13%	15%	
Total Revenue	236,083,631	24%	219,413,828	23%	23%	275,558,577	29%	30%	
Expenditures									
Regular Education	121,398,750	24%	116,930,329	23%	27%	109,928,400	23%	26%	
Special Education	44,239,457	23%	43,539,159	23%	25%	40,878,195	26%	24%	
Vocation Education	3,454,853	20%	3,266,436	24%	24%	2,916,813	18%	21%	
Skill Center	356,216	21%	311,257	23%	27%	219,816	14%	19%	
Compensatory Education	16,415,281	20%	15,904,719	21%	22%	14,978,014	21%	21%	
Other Instructional Program	7,786,867	12%	8,667,103	12%	19%	8,095,186	13%	18%	
Community Services	353,869	26%	222,513	23%	15%	239,173	32%	16%	
Support Services	33,676,722	16%	41,357,354	21%	23%	39,473,770	22%	22%	
Total Expenditures	227,682,015	21%	230,198,870	22%	25%	216,729,367	23%	24%	

*Other Financing sources are not included in Revenue

Seattle School District
Combined Statement of Revenues, Expenditures, and Changes in Fund Balances
As of 11/30/2020

	General	Capital	ASB	Debt Service	Private Purpose Trust Funds
Revenue					
Local Revenue	\$ 77,077,453	\$ 142,843,558	\$ -	\$ 3,935	\$ 23,361
State Revenues	147,006,252	\$ 1,338,295			
Federal Revenues	8,400,724				
Revenue from Other School Distr/Govt	3,599,202	\$ -			
Associated Student Body Revenue			220,545		
Private Monies			1,460		
	<u>236,083,631</u>	<u>144,181,852</u>	<u>222,005</u>	<u>3,935</u>	<u>23,361</u>
Expenditures					
Regular Education	121,398,750				
Special Education	44,239,457				
Vocation Education	3,454,853				
Skills Center Instruction	356,216				
Compensatory Education	16,415,281				
Other Instructional Program	7,786,867				
Community Services	353,869				
Support Services	33,676,722				
Buildings, Equipment & Energy		37,869,817			
Matured Bond & Interest Expenditures				205	
Associated Student Body			145,551		
Private Purpose Expenditures			107		23,000
Total Expenditures	<u>227,682,015</u>	<u>37,869,817</u>	<u>145,658</u>	<u>205</u>	<u>23,000</u>
Other Financing Sources	5,819	-		-	
Other Financing (Uses)	-	-		-	
Excess of Revenues over Expenditures	<u>\$ 8,407,435</u>	<u>\$ 106,312,036</u>	<u>\$ 76,347</u>	<u>\$ 3,730</u>	<u>\$ 361</u>
Beginning Fund Balance					
Non-spendable	1,526,685				
Restricted	16,247,619	1,200,696		1,392,291	
Committed	38,700,000	101,783,032			
Assigned	70,487,174	3,928,900	3,434,077	-	
Held in Trust for Intact Principal					374,500
Held in Trust for Private Purposes					2,008,263
Unassigned	21,830,217				
Total Beginning Fund Balance	<u>148,791,695</u>	<u>106,912,628</u>	<u>3,434,077</u>	<u>1,392,291</u>	<u>2,382,763</u>
Ending Fund Balance					
Non-spendable	1,526,685				
Restricted	16,247,619	1,200,696		1,396,021	
Committed	38,700,000	101,783,032			
Assigned	70,487,174	110,240,936	3,510,424		
Held in Trust for Intact Principal					374,500
Held in Trust for Private Purposes					2,008,624
Unassigned	30,237,652				
Total Ending Fund Balance	<u>\$ 157,199,130</u>	<u>\$ 213,224,663</u>	<u>\$ 3,510,424</u>	<u>\$ 1,396,021</u>	<u>\$ 2,383,124</u>

**Seattle School District
Combined Statement of Financial Condition
As of 11/30/2020**

	General	Capital Projects	ASB	Debt Service	Private Purpose Trust Fund
Assets					
Cash					
Cash and Cash Equivalents	\$ 230,374,097	\$227,803,178	\$3,601,772	\$1,402,648	\$2,398,944
Escrow Accounts	159,400	1,778,200			
Warrants Outstanding	(12,627,850)	(7,735,499)	(6,743)	-	(1,600)
Total Cash and Cash Equivalents	217,905,647	221,845,879	3,595,029	1,402,648	2,397,344
Investments					
Receivables					
Tax	4,458,549	7,733,577		(40,279)	
Accounts Receivable	7,038,007	231,442	4,662	893	
Due from Other Funds	3,408,219	-	-	-	
Total Receivable	14,904,775	7,965,019	4,662	(39,386)	
Inventories	1,439,236				
Prepaid items	-				
Total Assets	\$ 234,249,658	\$229,810,898	\$3,599,691	\$1,363,262	\$2,397,344
Liabilities and Fund Balance					
Current Liabilities					
Accounts Payable	\$ 3,509,275	2,500,949	74,996		2,650
Accrued Salaries	38,607,245				
Benefits and other Deductions	30,425,596				
Due to/from other Funds	-	3,392,378	14,271		11,570
Retainage Payable	-	2,874,864			
Deposits	49,862	84,467			
Deferred Tax Revenue	4,458,549	7,733,577		(40,279)	
Other Deferred Revenue	-	-	-	7,520	
Total Current Liabilities	77,050,528	16,586,236	89,267	(32,759)	14,220
Fund Balance					
Non-spendable	1,526,685				
Restricted	16,247,619	1,200,696	3,510,424	1,396,021	
Committed	38,700,000	101,783,032			
Assigned	70,487,174	110,240,936			
Held in Trust for Intact Principal					374,500
Held in Trust for Private Purposes					2,008,624
Unassigned	30,237,652				
Total Fund Balance	157,199,130	213,224,663	3,510,424	1,396,021	2,383,124
Total Liabilities and Fund Balance	\$ 234,249,658	\$229,810,898	\$3,599,691	\$1,363,262	\$2,397,344

**Seattle School District
General Fund
Monthly Budget Status Report
As of 11/30/2020**

	2020-2021 Adopted Budget	YTD Actual As of 11/30/2020	Outstanding Encumbrances	2020-2021 Remaining Budget	% of Budget Remaining
Beginning Year Fund Balance					
Nonspendable Inventory	\$ 1,249,708	\$ 1,526,685			
Restricted	1,000,000	\$ 16,247,619			
Committed	40,800,000	\$ 38,700,000			
Assigned	65,240,449	\$ 70,487,174			
Unassigned	10,000,000	\$ 21,830,217			
Total Beginning Balance	<u>118,290,157</u>	<u>\$ 148,791,695</u>			
Revenue					
Local Taxes	164,961,975	\$ 74,827,197		\$ (90,134,778)	-24%
Local Nontax	23,506,896	\$ 2,250,256		(21,256,640)	-90%
State, General Purpose	537,952,932	\$ 118,352,760		(419,600,172)	-78%
State, Special Purpose	154,011,722	\$ 28,653,492		(125,358,230)	-81%
Federal, General Purpose	15,000	\$ -		(15,000)	-100%
Federal, Special Purpose	59,164,956	\$ 8,400,724		(50,764,232)	-86%
Revenue from Other School Districts	205,000	\$ -		(205,000)	-100%
Revenue from Other Agencies/Associations	38,617,631	\$ 3,599,202		(35,018,429)	-91%
Total Revenue	<u>978,436,112</u>	<u>\$ 236,083,631</u>		<u>(742,352,481)</u>	<u>-76%</u>
Transfer-In	38,946,394	\$ -		(38,946,394)	-100%
Other Financing Sources	-	\$ 5,819		5,819	n/a
Total Resources Available	<u>1,135,672,663</u>	<u>\$ 384,881,145</u>			
Expenditures					
Regular Education	511,693,528	\$ 121,398,750	331,846,180	58,448,598	11%
Special Education	192,988,932	\$ 44,239,457	128,178,827	20,570,648	11%
Vocation Education	17,031,163	\$ 3,454,853	10,315,639	3,260,671	19%
Skill Center Instruction	1,733,826	\$ 356,216	878,503	499,107	29%
Compensatory Education	83,842,204	\$ 16,415,281	47,836,653	19,590,270	23%
Other Instructional Program	66,341,475	\$ 7,786,867	22,505,525	36,049,083	54%
Community Services	1,345,339	\$ 353,869	618,176	373,294	28%
Support Services	205,928,272	\$ 33,676,722	104,200,461	68,051,089	33%
Total Expenditures	<u>1,080,904,739</u>	<u>\$ 227,682,015</u>	<u>646,379,964</u>	<u>206,842,760</u>	<u>19%</u>
Other Financing Uses					
Total Resources Used	<u>1,080,904,739</u>	<u>\$ 227,682,015</u>	<u>646,379,964</u>	<u>206,842,760</u>	<u>19%</u>
Ending Fund Balance					
Nonspendable Inventory	1,249,708	\$ 1,526,685			
Restricted	-	\$ 16,247,619			
Committed	40,800,000	\$ 38,700,000			
Assigned	2,718,216	\$ 70,487,174			
Unassigned	10,000,000	\$ 30,237,652			
Total Ending Fund Balance	<u>\$ 54,767,924</u>	<u>\$ 157,199,130</u>			
Net Change in Fund Balance	<u>\$ (63,522,233)</u>	<u>\$ 8,407,435</u>			

**Seattle School District
Capital Projects Fund
Monthly Budget Status Report
As of 11/30/2020**

	2020 - 2021 Adopted Budget	YTD Actual 11/30/2020	Outstanding Encumbrances	2020 - 2021 Remaining Budget	% of Budget Remaining
Beginning Year Fund Balance					
Restricted from Bond Proceeds	\$ 1,384,368	\$ 1,200,696			
Committed from Levies Proceeds	62,681,381	85,071,738			
Committed to Other Purposes	20,978,594	16,711,294			
Assigned to Fund Purposes	-	3,928,900			
Total Beginning Balance	<u>85,044,343</u>	<u>106,912,628</u>			
Revenue					
Local Taxes	308,685,030	142,048,658		166,636,372	54%
Local Nontax	8,355,636	794,900		7,560,736	90%
State, General Purpose	-			-	
State, Special Purpose	15,263,785	1,338,295		13,925,490	91%
Federal, General Purpose				-	
Federal, Special Purpose				-	
Revenue from Other School Districts				-	
Revenue from Other Agencies/Associations				-	
Total Revenue	<u>332,304,451</u>	<u>144,181,852</u>		<u>188,122,598</u>	<u>57%</u>
Other Financing Sources				-	
Total Resources Available	<u>417,348,794</u>	<u>251,094,480</u>			
Expenditures					
Sites		-			
Buildings	216,824,954	30,145,077	17,514,302	169,165,575	78%
Equipment	4,527,686	325,034	540,081	3,662,570	81%
Energy				-	
Instructional Technology	34,527,844	7,399,705	508,788	26,619,351	77%
Sales & Lease Expense					
Bond Issuance Expense					
Debt					
Miscellaneous Expenses					
Total Expenditures	<u>255,880,484</u>	<u>37,869,817</u>	<u>18,563,172</u>	<u>199,447,496</u>	<u>78%</u>
Other Financing Uses	41,637,611			41,637,611	100%
Total Resources Used	<u>297,518,095</u>	<u>37,869,817</u>	<u>18,563,172</u>	<u>241,085,107</u>	<u>81%</u>
Ending Fund Balance					
Restricted from Bond Proceeds	1,315,668	1,200,696			
Committed from Levies Proceeds	95,982,918	85,071,738			
Committed to Other Purposes	22,532,113	16,711,294			
Assigned to Fund Purposes	-	110,240,936			
Total Ending Fund Balance	<u>\$ 119,830,699</u>	<u>\$ 213,224,663</u>			
Net Change in Fund Balance	<u>\$ 34,786,356</u>	<u>\$ 106,312,036</u>			

**Seattle School District
Debt Service Fund
Monthly Budget Status Report
As of 11/30/2020**

	2020-2021 Adopted Budget	YTD Actual As of 11/30/2020	Outstanding Encumbrances	2020-2021 Remaining Budget	% of Budget Remaining
Beginning Year Fund Balance					
Restricted	\$ 1,362,958	\$ 1,392,291			
Assigned to Fund Purposes	-	-			
Total Beginning Balance	<u>1,362,958</u>	<u>1,392,291</u>			
Revenue					
Local Taxes	-	\$ 844		844	#DIV/0!
Local Nontax	20,000	3,091		(16,909)	-85%
State, General Purpose	-			-	
State, Special Purpose	-	-		-	
Federal, General Purpose	-			-	
Federal, Special Purpose	-			-	
Revenue from Other School Districts	-			-	
Revenue from Other Agencies/Associations	-			-	
Total Revenue	<u>20,000</u>	<u>3,935</u>		<u>(16,065)</u>	<u>-80%</u>
Transfers In	2,691,217	-		2,691,217	100%
Other Financing Sources -Refunding Bond	-			-	
Total Resources Available	<u>4,074,175</u>	<u>1,396,226</u>			
Expenditures					
Matured Bond Expenditures	2,459,000	-		2,459,000	100%
Interest on Bonds	232,217	-		232,217	100%
Bond Issue costs	-	-		-	n/a
Bond Admin Fees	-	205		(205)	n/a
Underwriters Fees	10,000	-		10,000	100%
Total Expenditures	<u>2,701,217</u>	<u>205</u>	<u>-</u>	<u>2,701,012</u>	<u>100%</u>
Other Financing Uses -Refunding bond escrow	-	-		-	
Total Resources Used	<u>2,701,217</u>	<u>205</u>	<u>-</u>	<u>2,711,012</u>	<u>100%</u>
Ending Fund Balance					
Restricted for Debt Service	1,372,958	1,396,021			
Total Ending Fund Balance	<u>\$ 1,372,958</u>	<u>\$ 1,396,021</u>			
Net Change in Fund Balance	<u>\$ 10,000</u>	<u>\$ 3,730</u>			

Seattle School District
Associated Student Body Fund
Monthly Budget Status Report
As of 11/30/2020

	2020-2021 Adopted Budget	YTD Actual 11/30/2020	Outstanding Encumbrances	2020-2021 Remaining Budget	% of Budget Remaining
Beginning Year Fund Balance					
Restricted for Fund Purposes	\$ 3,286,007	\$ 3,434,077			
	<u>3,286,007</u>	<u>3,434,077</u>			
Revenue					
General Student Body	2,000,000	145,847		(1,854,153)	-93%
Athletics	900,000	22,890		(877,110)	-97%
Classes	700,000	19,273		(680,727)	-97%
Clubs	1,500,000	32,535		(1,467,465)	-98%
Private Monies	50,000	1,460		(48,540)	-97%
Total Revenue	<u>5,150,000</u>	<u>222,005</u>		<u>(4,927,995)</u>	<u>-96%</u>
Other Financing Sources	-	-		-	
Total Resources Available	<u>8,436,007</u>	<u>3,656,082</u>			
Expenditures					
General Student Body	2,000,000	100,983		1,899,017	95%
Athletics	1,050,000	20,114		1,029,886	98%
Classes	800,000	4,527		795,473	99%
Clubs	1,550,000	19,927		1,530,073	99%
Private Monies	50,000	107		49,893	100%
Total Expenditures	<u>5,450,000</u>	<u>145,658</u>	-	<u>5,304,342</u>	<u>97%</u>
Transfers			-	-	
Total Resources Used	<u>5,450,000</u>	<u>145,658</u>	-	<u>5,304,342</u>	<u>97%</u>
Ending Fund Balance					
Restricted for Fund Purposes	2,986,007	3,510,424			
Total Ending Fund Balance	<u>\$ 2,986,007</u>	<u>\$ 3,510,424</u>			
Net Change in Fund Balance (Represents YTD Operating Results)	<u>\$ (300,000)</u>	<u>\$ 76,347</u>			

**Seattle School District
General Fund
Comparative Balance Sheets
As of 11/30/2020**

	<u>11/30/2020</u>	<u>11/30/2019</u>	<u>Explanation of Variance</u>
Assets			
Cash			
Cash and Cash Equivalents	\$ 230,374,097	\$ 199,907,669	
Escrow Accounts	159,400	159,070	
Warrants Outstanding	(12,627,850)	(11,858,873)	
Total Cash and Cash Equivalents	<u>217,905,647</u>	<u>188,207,866</u>	
Receivables			
Tax	4,458,549	3,099,302	
Accounts Receivable	7,038,007	6,186,647	
Due from Other Funds	3,408,219	20,355,122	
Total Receivable	<u>14,904,775</u>	<u>29,641,071</u>	
Inventories	1,439,236	1,103,101	
Prepaid items	-	-	
Total Assets	<u>\$ 234,249,658</u>	<u>\$ 218,952,038</u>	
Liabilities and Fund Balance			
Current Liabilities			
Accounts Payable	\$ 3,509,275	\$ 2,233,611	
Accrued Salaries	38,607,245	39,012,141	
Benefits and other Deductions	30,425,596	32,596,157	
Retainage Payable	-	3,547	
Deposits	49,862	48,609	
Deferred Tax Revenue	4,458,549	3,099,302	
Other Deferred Revenue	-	-	
Total Current Liabilities	<u>77,050,528</u>	<u>76,993,367</u>	
Fund Balance			
Nonspendable Inventory /Prepaid items	\$ 1,526,685	\$ 1,249,708	
Restricted	\$ 16,247,619	\$ 9,164,297	
Committed	\$ 38,700,000	\$ 27,600,000	
Assigned	\$ 70,487,174	\$ 107,460,868	
Unassigned	\$ 30,237,652	\$ (3,516,202)	
Total Fund Balance	<u>157,199,130</u>	<u>141,958,671</u>	
Total Liabilities and Fund Balance	<u>\$ 234,249,658</u>	<u>\$ 218,952,038</u>	

**Seattle School District
Capital Projects Fund
Comparative Balance Sheets
As of 11/30/2020**

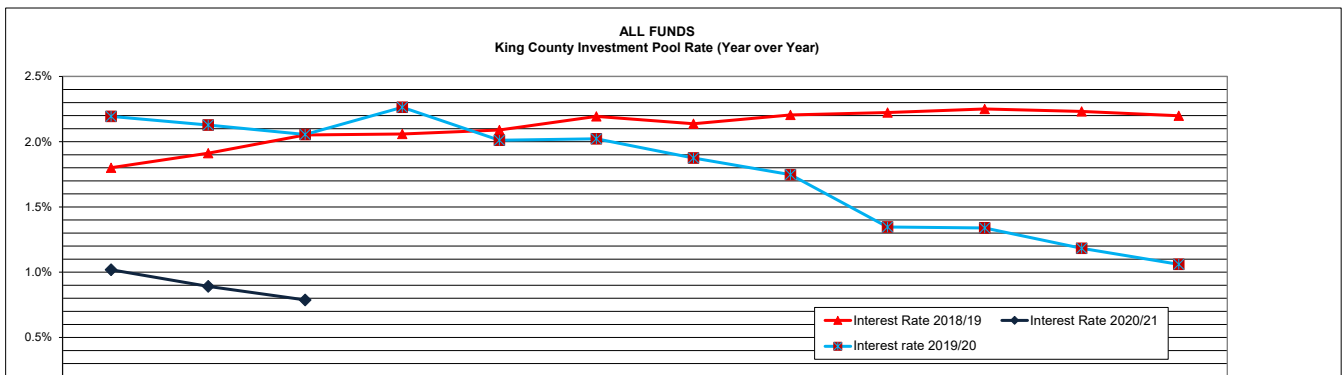
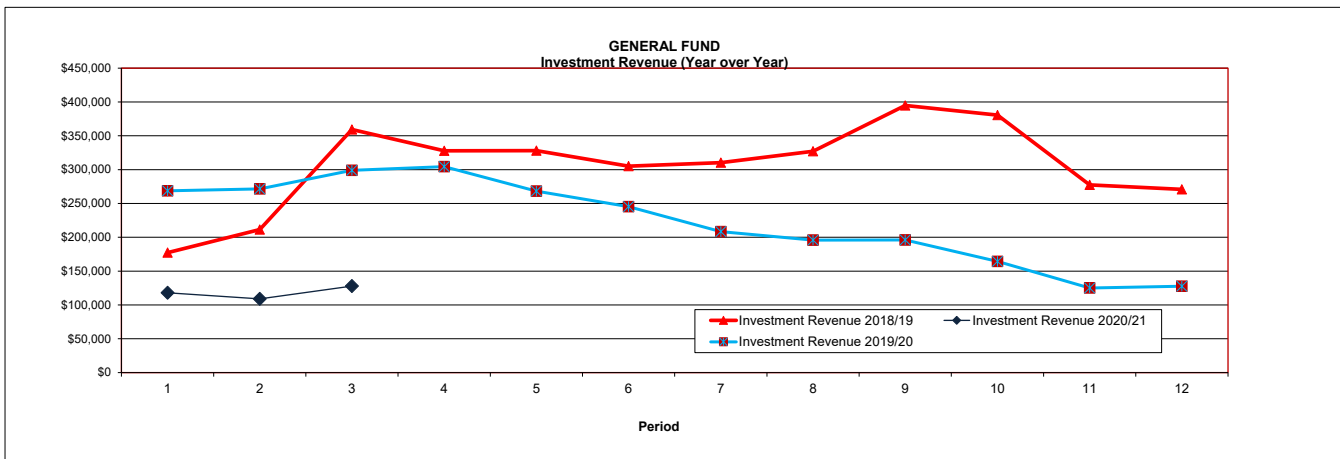
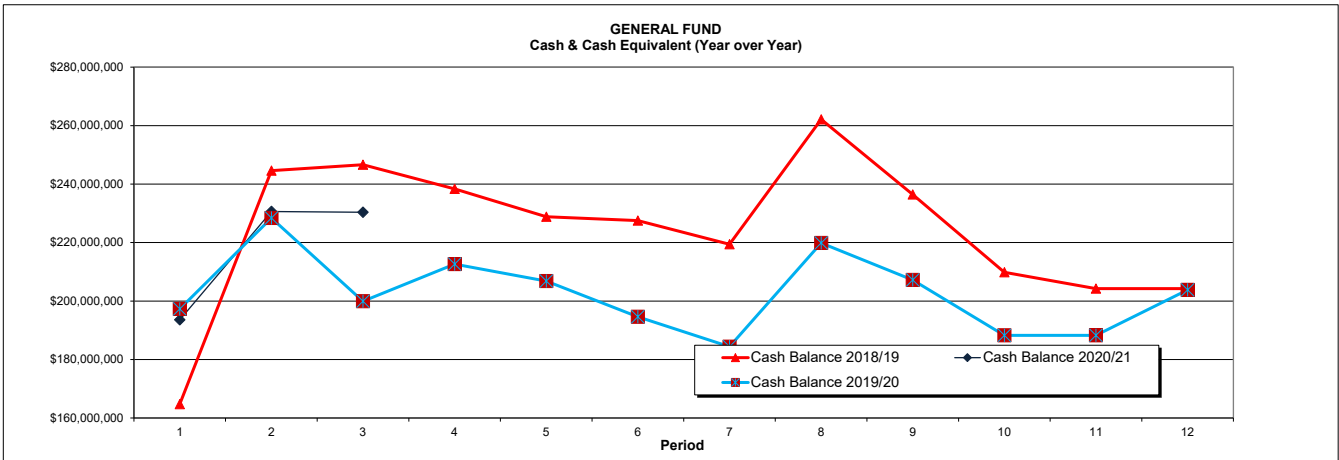
	11/30/2020	11/30/2019	Explanation of Variance
Assets			
Cash			
Cash and Cash Equivalents	\$ 227,803,178	\$ 119,912,189	
Escrow Accounts	1,778,200	2,055,648	
Warrants Outstanding	(7,735,499)	(5,543,025)	
Total Cash and Cash Equivalents	221,845,879	116,424,813	
Investments			
Receivables			
Tax	7,733,577	3,853,950	
Accounts Receivable	231,442	2,425,228	
Total Receivable	7,965,019	6,279,178	
Total Assets	\$ 229,810,898	\$ 122,703,990	
Liabilities and Fund Balance			
Current Liabilities			
Accounts Payable	\$ 2,500,949	\$ 1,803,071	
Due to/from other Funds	3,392,378	20,591,207	
Retainage Payable	2,874,864	3,338,863	
Deposits	84,467	84,467	
Deferred Tax Revenue	7,733,577	3,853,950	
Other Deferred Revenue	-	-	
Total Current Liabilities	16,586,235	29,671,557	
Fund Balance			
Restricted	1,200,696	1,351,437	
Committed from Levy Proceeds	85,071,738	7,571,744	
Committed to Other Purposes	16,711,294	16,710,434	Committed to Debt Service payments
Assigned to Fund Purposes	110,240,936	67,398,819	
Total Fund Balance	213,224,663	93,032,435	
Total Liabilities and Fund Balance	\$ 229,810,898	\$ 122,703,990	

**Seattle School District
Debt Service Fund
Comparative Balance Sheets
As of 11/30/2020**

	11/30/2020	11/30/2019	Explanation of Variance
Assets			
Cash			
Cash and Cash Equivalents	\$ 1,402,648	\$ 1,368,661	
Warrants Outstanding	-	-	
Total Cash and Cash Equivalents	1,402,648	1,368,661	
Receivables			
Tax	(40,279)	(12,989)	
Accounts Receivable	893	2,283	
Due from Other Fund	-	-	
Total Receivable	(39,386)	(10,706)	
Total Assets	\$ 1,363,262	\$ 1,357,955	
Liabilities and Fund Balance			
Current Liabilities			
Accounts Payable	\$ -	\$ -	
Deferred Tax Revenue	(40,279)	(12,989)	
Other Deferred Revenue	7,520		
Total Current Liabilities	(32,759)	(12,989)	
Fund Balance			
Restricted for Debt Service	1,396,021	1,370,944	
Total Fund Balance	1,396,021	1,370,944	
Total Liabilities and Fund Balance	\$ 1,363,262	\$ 1,357,955	

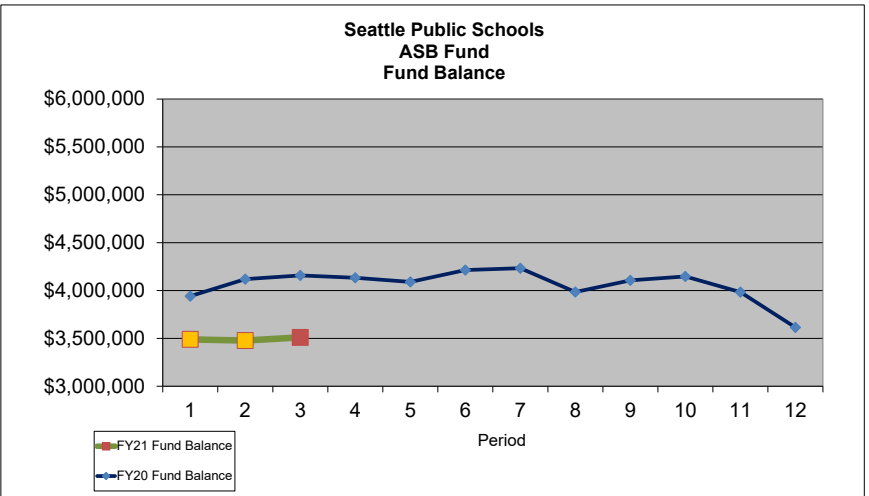
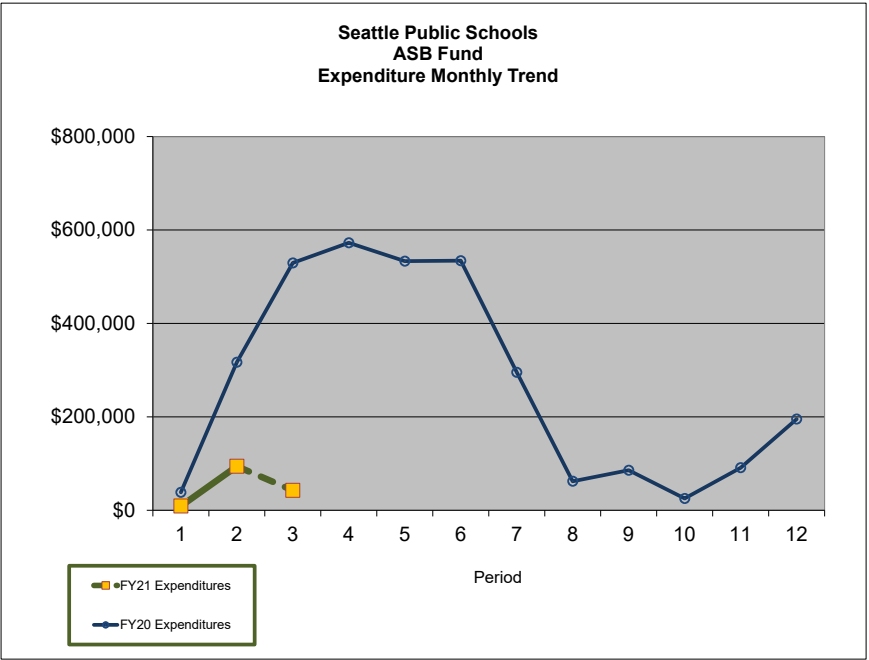
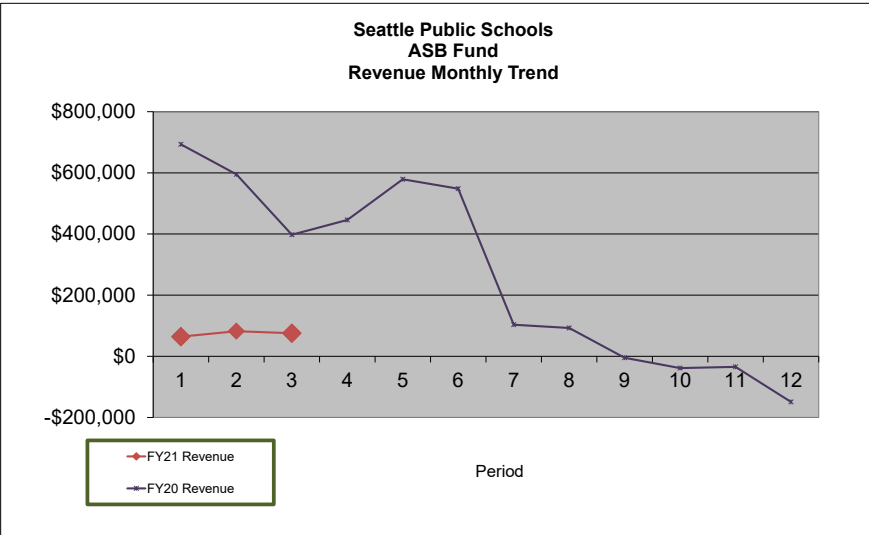
**Seattle School District
Associated Student Body Fund
Comparative Balance Sheets
As of 11/30/2020**

	11/30/2020	11/30/2019
Assets		
Cash		
Cash and Cash Equivalents	\$ 3,601,772	\$ 4,350,909
Escrow Accounts		
Warrants Outstanding	(6,743)	(254,711)
Total Cash and Cash Equivalents	3,595,029	4,096,198
Receivables		
Tax		
Accounts Receivable	4,662	28,171
Due from Other Funds		245,174
Total Receivable	4,662	273,345
Inventories	-	-
Prepaid items	-	-
Total Assets	\$ 3,599,691	\$ 4,369,543
Liabilities and Fund Balance		
Current Liabilities		
Accounts Payable	\$ 74,996	\$ 82,400
Accrued Salaries		
Deferred Revenue		
Due to other Funds	14,271	
Other Deferred Revenue		
Total Current Liabilities	89,267	82,400
Fund Balance		
Restricted for Fund Purposes	3,510,424	4,287,143
Total Fund Balance	3,510,424	4,287,143
Total Liabilities and Fund Balance	\$ 3,599,691	\$ 4,369,543



Seattle School District
 Capital Projects Fund
 Combined Statement of Revenues, Expenditures, and Changes in Fund Balance
 By Capital Project (with comparative amounts)
 As of 11/30/2020

	Grants	Other	Total Other Progs	BEX II	BTA II	BEX III	BTA III	BEX IV	BTA IV	BEX V	Total 2020-2021	Total 2019-2020
Revenues												
Federal												
State	-	791,765	791,765	-	-	-	-	-	151,083	395,447	\$ 1,338,295	\$ 234,501
Local	\$	420,473	420,473	-	-	-	1,114	102,305	36,068,395	105,886,038	\$ 142,478,325	89,345,929
Interest		59,629	59,629	(7)	4,027	3,477	54,918	181,781	(236,009)	297,415	\$ 365,232	403,756
Other	-	-	-	-	-	-	-	-	-	-	\$ -	2,275,000
Total Revenues	\$ -	\$ 1,271,866	\$ 1,271,866	\$ (7)	\$ 4,027	\$ 3,477	\$ 56,033	\$ 284,086	\$ 35,983,470	\$ 106,578,900	\$ 144,181,852	\$ 92,259,186
Expenditures												
Capital Outlay	-	919,842	919,842	-	-	6,706	424,785	5,239,511	8,322,157	22,956,816	\$ 37,869,817	27,274,305
Special Assessments												
Other												
Total Expenditures	\$ -	\$ 919,842	\$ 919,842	\$ -	\$ -	\$ 6,706	\$ 424,785	\$ 5,239,511	\$ 8,322,157	\$ 22,956,816	\$ 37,869,817	\$ 27,274,305
Other Financing Sources/(Uses)												
Sale of Real Estates											\$ -	
Transfers in from General Fund / Debt Fund											\$ -	
Transfers out to General Fund											\$ -	
Transfers in/out from within Capital Fund											\$ -	
Transfers out to Debt Service Fund											\$ -	
Sale of Bonds											\$ -	
Total Other Financing Sources/(Uses)	\$ -	\$ -	\$ -	\$ -	\$ -	\$ -	\$ -	\$ -	\$ -	\$ -	\$ -	\$ -
Excess of Revenues and Other Financing Sources over/(under) Expenditures	\$ -	\$ 352,025	\$ 352,025	\$ (7)	\$ 4,027	\$ (3,229)	\$ (368,753)	\$ (4,955,425)	\$ 27,661,313	\$ 83,622,084	\$ 106,312,036	\$ 64,984,881
Fund Balance, September 1	2,829,680	17,810,510	20,640,190	(2,269)	1,389,664	1,200,696	18,968,921	\$ 63,036,917	\$ (86,444,097)	\$ 88,122,599	\$ 106,912,628	28,047,546
Adjustment to prior year Ending Fund Balance											\$ -	-
Restricted from State Proceeds								\$ -			\$ -	-
Restricted from Bond Proceeds											\$ 1,200,696	1,351,436
Committed from Levies Proceeds				(2,269)	1,389,664		18,968,921	\$ 63,036,917	\$ (86,444,095)	\$ 88,122,600	\$ 85,071,738	7,571,744
Committed for Other Purposes		16,711,294	16,711,294								\$ 16,711,294	16,710,434
Assigned to Fund Purposes	2,829,680	1,451,241	4,280,925	(5)	4,027	(3,229)	(368,753)	(4,955,425)	27,661,312	83,622,084	\$ 110,240,934	67,398,818
Fund Balance, November 30, 2020	\$ 2,829,680	\$ 18,162,535	\$ 20,992,215	\$ (2,275)	\$ 1,393,691	\$ 1,197,467	\$ 18,600,168	\$ 58,081,492	\$ (58,782,785)	\$ 171,744,684	\$ 213,224,663	\$ 93,032,434



Seattle School District
Community Schools Report

Life-To-Date As of November 30, 2020

Revenue from Sale of Real Estates:

<u>Fiscal Year</u>	<u>Date</u>	<u>Fund</u>	<u>Account</u>	<u>Fund Center</u>	<u>Revenue</u>	<u>Description</u>
2009	11/30/2016	2322	R9200	9V00000COM	\$ 3,043,493	Allen - Phinney
2009	03/20/2009	2322	R9200	9V00000COM	\$ 5,410,050	Crown Hill Sale - land
2009	06/30/2009	2322	R9200	9V00000COM	\$ 1,297,206	Crown Hill Sale - 9250 14th Ave NW
2009	07/31/2009	2322	R9200	9V00000COM	\$ 5,770,750	University Heights
2010	02/26/2010	2322	R9200	9V00000COM	\$ 1,281,748	University Heights
2010	02/26/2010	2322	R9200	9V00000COM	\$ (10,622)	University Heights - reimb for Filco
2010	2/26/2010	2322	R9200	9V00000COM	\$ 3,014,658	Fautleroy
2011	8/31/2010	2322	R9200	9V00000COM	\$ 2,397,401	Martin Luther King
Community Properties - Total proceeds					\$ 22,204,684	

50270

LTD Expenditures:

Due from Other Fund	\$ (3,495,553)
World School Fy13's YTD expenditures	\$ (79,692)
World School Fy 14's YTD expenditures	\$ (324,248)
World School Fy 15's YTD expenditures	\$ (1,232,634)
World School Fy 16's YTD expenditures	\$ (308,652)
World School Fy 17's YTD expenditures	\$ (84,466)
World School Fy 18's YTD expenditures	\$ 30,991
World School Fy 19's YTD expenditures	\$ -
World School Fy 20's YTD expenditures	\$ 860
World School Fy 21's YTD expenditures	\$ -
	\$ (5,493,394)

Fund 2322 Balance As of 11/30/2020

\$ 16,711,294

\$ -

Fund Balance Available in Community Schools

\$ 16,711,294

World School Commitment

\$ (54,774)

Fund Balance Less Commitments

\$ 16,656,520

Long Term Debt Fund
Long Term Debt Payable - 9/1/20 to 8/31/21

<u>Name and Purpose of Issue</u>	<u>Issue Date</u>	<u>Rates</u>	<u>Amount Authorized</u>	<u>9/1/2020 Beg. Bal.</u>	<u>Additions</u>	<u>Reductions</u>	<u>8/31/2021 Balance</u>
John Stanford Bldg Refunding bond- 2020 (last payment 12/1/2026)	4/17/2020	1.21%	\$ 20,621,000	\$ 20,421,000	\$ -	2,459,000	\$ 17,962,000
Total Limited General Obligation Bonds - Non Voted			\$ 20,621,000	\$ 20,421,000	\$ -	\$ 2,459,000	\$ 17,962,000

Seattle School District
Headstart Program Budget To Actual Expenditures
November 1, 2020 - October 31, 2021
As of 11/30/2020

	11/1-10/31 Awarded Budget	Funds Expended 11/30/2020	11/1-10/31 Remaining Budget	% of Budget Remaining
Salaries and Benefits				
FTE Salaries	2,436,403	208,066	2,228,337	91%
Hourly, Substitute, Child Care	172,200	28	172,172	100%
FTE Benefits	1,260,103	95,727	1,164,376	92%
Hourly Etc. Benefits	-	6	(6)	-100%
Total Salaries and Benefits	<u>3,868,706</u>	<u>303,827</u>	<u>3,564,879</u>	<u>92%</u>
Operational Expenditures				
Supplies	459,160	46	459,114	100%
Nutrition Services - Child Meals	98,000		98,000	100%
Registrations/Memberships	15,000		15,000	100%
Contractual Services	95,581	213	95,368	100%
Travel	1,000		1,000	100%
Grant Indirect Charges	702,850	42,055	660,795	94%
Total Operational Expenditures	<u>1,371,591</u>	<u>42,314</u>	<u>1,329,277</u>	<u>97%</u>
Total Salary and Operational Expenditures	<u>5,240,297</u>	<u>346,141</u>	<u>4,894,156</u>	<u>93%</u>