

MUSIC

K/1 GRADE ACTIVITY


Make a Rhythm Chant !

There is no one quite like you. You are special and unique and have something to share with the world. Song lyrics give you a chance to share how you're feeling, what you're thinking, and your observations about the world. Let's use what we know about rhythms and syllables to write a chant!

STEP 1: Cut out the pictures below, then turn the page to make your own spring chant.

2-syllable words


1-syllable words




robin



flower



egg



cloud



rabbit



tulip



ant



rain



teddy



garden



moon



tree

STEP 2: On this page, lay out your pictures in any order that you like. If you know how to write rhythms for 1 and 2 syllable words, you can add those, too. You can make longer patterns, too, if you want.

STEP 3: When you finish, share your chant someone else—a family member, a pet, a stuffy, or virtually with a friend or teacher.

| | | | |
|--|--|--|--|
| | | | |
|--|--|--|--|

MUSIC VIDEO LESSONS

For videos that match this lesson, go to
Seattle Public Schools YouTube site and search “Music”.

<https://www.youtube.com/c/SeattlePublicSchoolsTV>

Lesson by: Katie Raschko at Kimball Elementary