



SCHOOL BOARD ACTION REPORT

DATE: December 21, 2017
FROM: Dr. Larry Nyland, Superintendent
LEAD STAFF: Flip Herndon, Associate Superintendent of Facilities and Operations
ltherndon@seattleschools.org, (206) 252-0644
Ashley Davies, Director of Enrollment Planning
aedavies@seattleschools.org, (206) 252-0358

For Introduction: January 3, 2018
For Action: January 17, 2018

1. TITLE

Approval of the 2018-19 Growth Boundaries Plan for Genesee Hill Elementary School and Lafayette Elementary School

2. PURPOSE

This Board Action Report outlines changes in the boundaries for Genesee Hill and Lafayette beginning in the 2018-19 school year in order to address overcrowding at Genesee Hill and utilize additional space at Lafayette.

3. RECOMMENDED MOTION

I move that the School Board approve the 2018-19 Growth Boundaries Plan for Genesee Hill Elementary School and Lafayette Elementary School and direct the Superintendent to take any appropriate actions to implement this decision to help alleviate overcrowding at Genesee Hill.

4. BACKGROUND INFORMATION

- a. **Background:** Enrollment at Genesee Hill has grown from 584 in 2013, to 718 in 2017, and there is continued projected growth. The building has a seat capacity of 660. Lafayette, which borders Genesee Hill, has seen a decrease in its enrollment and the district projects only a moderate increase in the enrollment at Lafayette in the future. Lafayette currently has an enrollment of 394 students and has the capacity to serve 550 students. Given that Genesee Hill does not have additional space to create more capacity in the building, a boundary change is necessary to utilize the space available at Lafayette.
- b. **Alternatives:** If the School Board does not take action on this item, Genesee Hill will become more overcrowded and will not have additional space in the building for additional classrooms. Portables are not recommended since it would cover new playground space and the additional students still means additional staffing and oversight on the same grounds space as well as with the same sized common spaces such as the gym, cafeteria, bathrooms, etc. Genesee Hill is also the largest elementary school in the district.

- c. **Research:** The district has shared several scenarios with families from Genesee Hill and Lafayette and the information on the impact under the various scenarios is shown in the attachments. This district looked at the impact of each scenario with full grandfathering, no grandfathering, and limited grandfathering. Based on this analysis and feedback from the community, the recommended boundary change is Scenario F. Scenario F is a combination of Scenario C and E. There are 122 students living in the change area in grades K-4 all of whom would be grandfathered. Many of the students in Scenario F are in the walk zone for Lafayette but currently attend Genesee Hill, so this would be a benefit for future families in the area. Although Scenario F with grandfathering still has Genesee Hill over the capacity of the building, it does not bring the building further overcapacity as anticipated from the projections if no boundary change or a smaller boundary change were to take place. It also minimizes disruption and provides stability for current families, which has been a guiding principal of the School Board and request of families.

5. FISCAL IMPACT/REVENUE SOURCE

Fiscal impact to this action will be negligible. Transportation is assessing the impact of grandfathering with Transportation, and that assessment will be added for reference.

The revenue source for this motion is not applicable.

Expenditure: One-time Annual Multi-Year N/A

Revenue: One-time Annual Multi-Year N/A

6. COMMUNITY ENGAGEMENT

With guidance from the District’s Community Engagement tool, this action was determined to merit the following tier of community engagement:

Not applicable

Tier 1: Inform

Tier 2: Consult/Involve

Tier 3: Collaborate

The District began conversations with the Genesee Hill PTA and school leadership during the 2016-17 school year around a potential boundary change given the growth in the student population at Genesee Hill. Beginning in the 2017-18 school year, the District meet with the school leadership of Genesee Hill and Lafayette to discuss possible boundary change scenarios, and then shared those scenarios with the PTA leadership of both schools. Additional scenarios were created as a result of these meetings. District staff presented the potential scenarios to the community at a meeting hosted by Genesee Hill on October 27, 2017, and the presentation was shared with all families (see attachment for presentation).

7. EQUITY ANALYSIS

Current students at Genesee Hill who are impacted by the final recommendation will be grandfathered to remain at Genesee Hill the highest grade served, but may also attend their new attendance area school, Lafayette, if they so desire. The Racial Equity Analysis Tool was also reviewed on the final scenario to ensure the recommended scenario does not disparately impact historically underserved students. The demographics of the change area are largely similar to the overall population at Genesee and Lafayette. In fact, a smaller percentage of students are English Language Learners, receive special education services, and are considered homeless in the change area than those who live in the Genesee and Lafayette boundary.

8. STUDENT BENEFIT

Genesee Hill is overcapacity and cannot continue to accommodate the growing number of students in the attendance area. The school has a capacity of 660, and an enrollment of 718 this year. Lafayette has room to accommodate additional students, and most of the students in the boundary scenarios live closer to Lafayette than they do to Genesee Hill. This boundary change helps to balance the enrollment between the schools to provide a proper learning environment for all students. Grandfathering is also recommended for all current Genesee Hill students in order to minimize disruption.

9. WHY BOARD ACTION IS NECESSARY

- Amount of contract initial value or contract amendment exceeds \$250,000 (Policy No. 6220)
- Amount of grant exceeds \$250,000 in a single fiscal year (Policy No. 6114)
- Adopting, amending, or repealing a Board policy
- Formally accepting the completion of a public works project and closing out the contract
- Legal requirement for the School Board to take action on this matter
- Board Policy No. 3130, Student Assignment, provides the Board shall approve this item
- Other: _____

10. POLICY IMPLICATION

Board Policy No. 3130, Student Assignment, states that students shall have the opportunity to attend an elementary, middle or high school in a designated attendance area based upon home address, unless the school designated by a student’s home address does not have the appropriate services for the student’s needs, as determined by the District. Any changes to boundaries, geographic zones, or assignment rules subsequent to implementation of the Student Assignment Plan require Board action.

11. BOARD COMMITTEE RECOMMENDATION

This motion will be discussed at the Operations Committee meeting on December 7, 2017. The Committee reviewed the motion and moved it forward to the full Board for consideration on January 3, 2018.

12. TIMELINE FOR IMPLEMENTATION

Upon approval of this motion, this boundary change will be implemented beginning in 2018-19.

13. ATTACHMENTS

- West Seattle Boundary Changes – Potential Changes for 2018-19 PowerPoint
- Genesee Hill/Lafayette Boundary Scenario C
- Genesee Hill/Lafayette Boundary Scenario D
- Genesee Hill/Lafayette Boundary Scenario E
- Genesee Hill/Lafayette Boundary Scenario F
- Genesee Hill/Lafayette Boundary Proposals Data Sheet



Seattle Public Schools



Photos by Susie Fitzhugh

West Seattle Boundary Changes

Potential Changes for 2018-19

October 27, 2017

Meeting Agenda

- Goals:
 - Share information on potential boundary changes
 - Gather feedback
 - Discuss timeline for next steps
- Welcome and Introductions
- Overview
- Review of Boundary Scenarios
- Review of Grandfathering data
- Timeline & Next Steps

Enrollment and Capacity

School	Right-Size Capacity	Oct 2017 Enrollment
Genesee Hill	660	718
Lafayette	550	394

School	Projected 2018	Projected 2019	Projected 2020	Projected 2021
Genesee Hill	749	769	786	807
Lafayette	389	401	415	437

Scenario C - Along California Ave, SW Hanford to SW Manning

DRAFT
2017-18

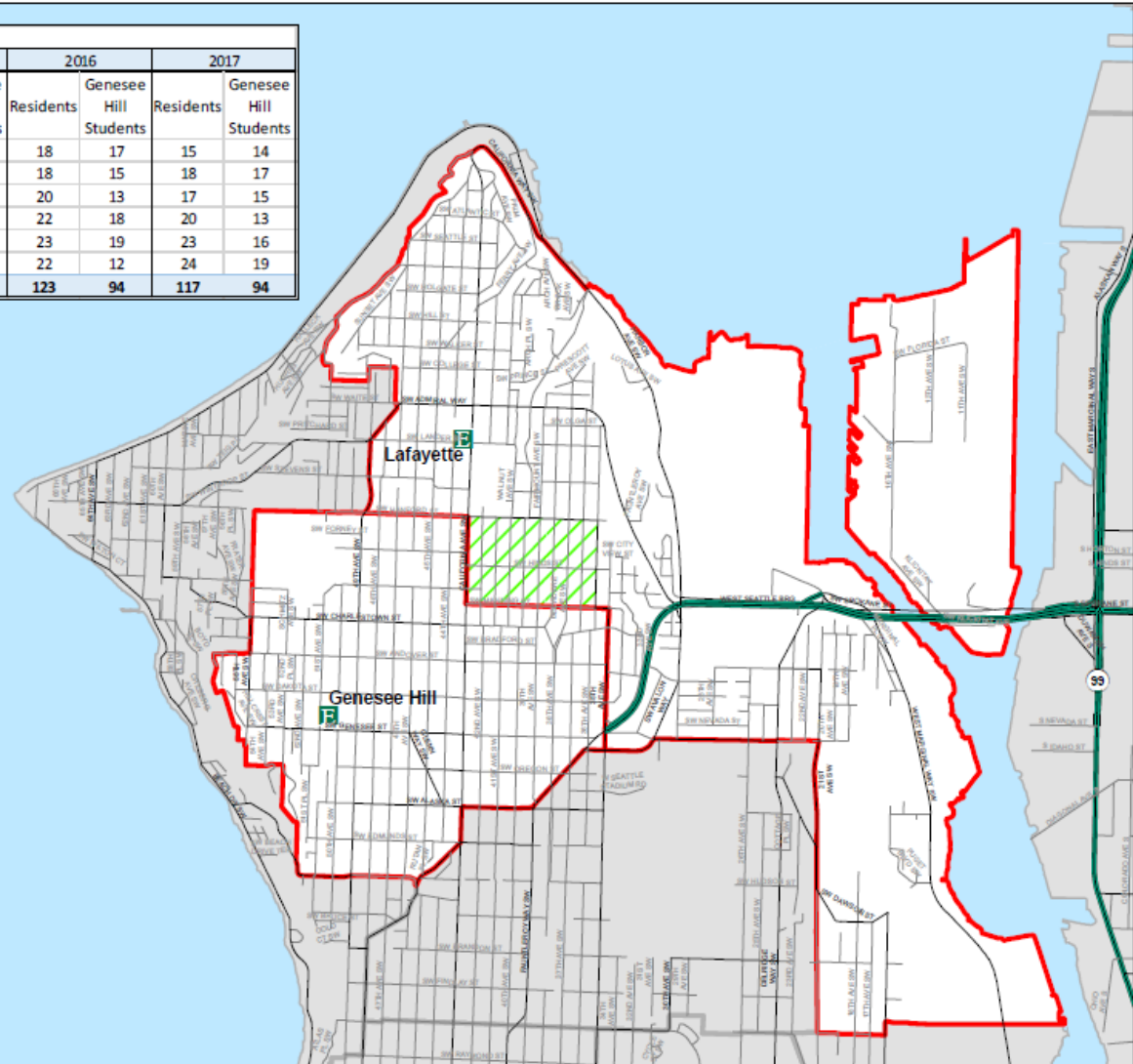


Genesee Hill / Lafayette Elementary
Boundary Revision Proposal - Scenario C

Map Data:
2016-17, 2017-18
Last updated:
10/10/2017

SPS K-5 Residents in Change Area												
Grade	2012		2013		2014		2015		2016		2017	
	Residents	Genesee Hill Students	Residents	Genesee Hill Students	Residents	Genesee Hill Students	Residents	Genesee Hill Students	Residents	Genesee Hill Students	Residents	Genesee Hill Students
K	25	21	16	14	22	16	16	14	18	17	15	14
1	27	18	25	21	17	15	21	14	18	15	18	17
2	20	16	28	18	24	21	19	16	20	13	17	15
3	22	8	21	16	25	13	22	17	22	18	20	13
4	7	2	22	7	20	14	23	14	23	19	23	16
5	14	2	8	2	23	7	19	14	22	12	24	19
Total	115	67	120	78	131	86	120	89	123	94	117	94

Projected K-5 Residents in Change Area	2018-19	2019-20	2020-21	2021-22	2022-2023
	117	120	123	122	125



E Elementary School

Red Outline Proposed Attendance Area

Green Hatched Change Area

The names on this map are not intended to reflect the official name of any school building. They are instead intended to ensure better public understanding based upon familiar reference, particularly in situations where program and school building names differ. This information has been compiled by SP5 staff from a variety of sources and is subject to change without notice. SP5 makes no representations or warranties, expressed or implied, as to accuracy, completeness, timeliness, or rights to the use of such information. SP5 shall not be liable for any general, special, indirect, incidental, or consequential damages including, but not limited to, lost revenues or lost profits resulting from the use or misuse of the information contained on this map. Any sale

Scenario D - Along California Ave, SW Hanford to SW Charleston

DRAFT
2017-18

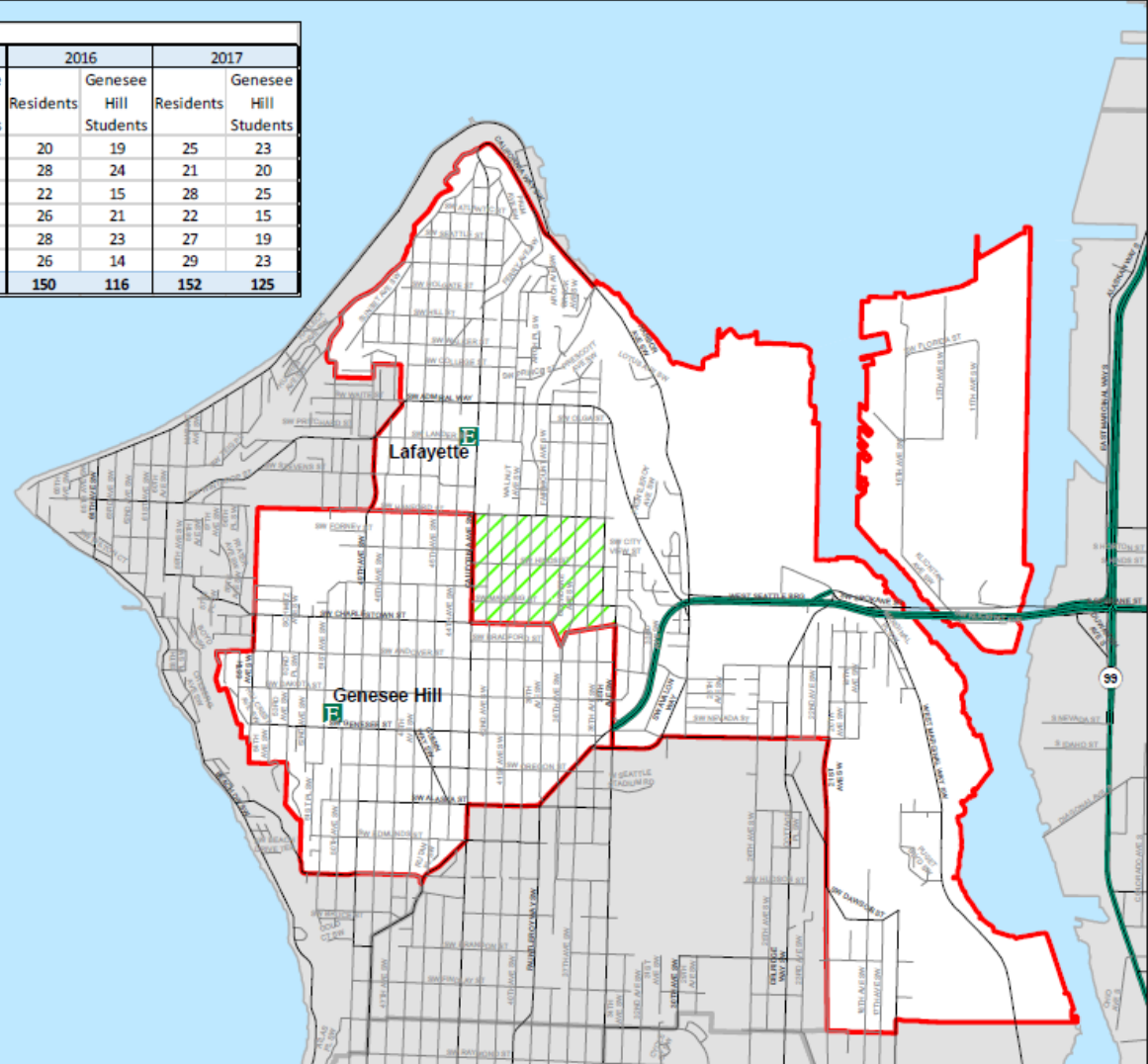


Genesee Hill / Lafayette Elementary
Boundary Revision Proposal - Scenario D

Map Data:
2016-17, 2017-18
Last updated:
10/10/2017

SPS K-5 Residents in Change Area												
Grade	2012		2013		2014		2015		2016		2017	
	Residents	Genesee Hill Students	Residents	Genesee Hill Students	Residents	Genesee Hill Students	Residents	Genesee Hill Students	Residents	Genesee Hill Students	Residents	Genesee Hill Students
K	29	25	18	15	23	17	26	22	20	19	25	23
1	29	20	29	25	20	17	23	16	28	24	21	20
2	25	20	32	20	28	25	23	19	22	15	28	25
3	27	13	25	20	29	15	26	20	26	21	22	15
4	13	5	27	12	24	18	27	16	28	23	27	19
5	14	2	13	5	27	11	25	18	26	14	29	23
Total	137	85	144	97	151	103	150	111	150	116	152	125

	2018-19	2019-20	2020-21	2021-22	2022-2023
Projected K-5 Residents in Change Area	146	149	153	152	155



E Elementary School
Red Outline Proposed Attendance Area
Green Hatching Change Area

The names on this map are not intended to reflect the official name of any school building. They are instead intended to ensure better public understanding based upon familiar reference, particularly in situations where program and school building names differ. This information has been compiled by SPS staff from a variety of sources and is subject to change without notice. SPS makes no representations or warranties, expressed or implied, as to accuracy, completeness, timeliness, or rights to the use of such information. SPS shall not be liable for any general, special, indirect, incidental, or consequential damages including, but not limited to, lost revenues or lost profits resulting from the use or misuse of the information contained on this map. Any size

Scenario E - 49th Street and Hinds to California and SW Manning

DRAFT
2017-18

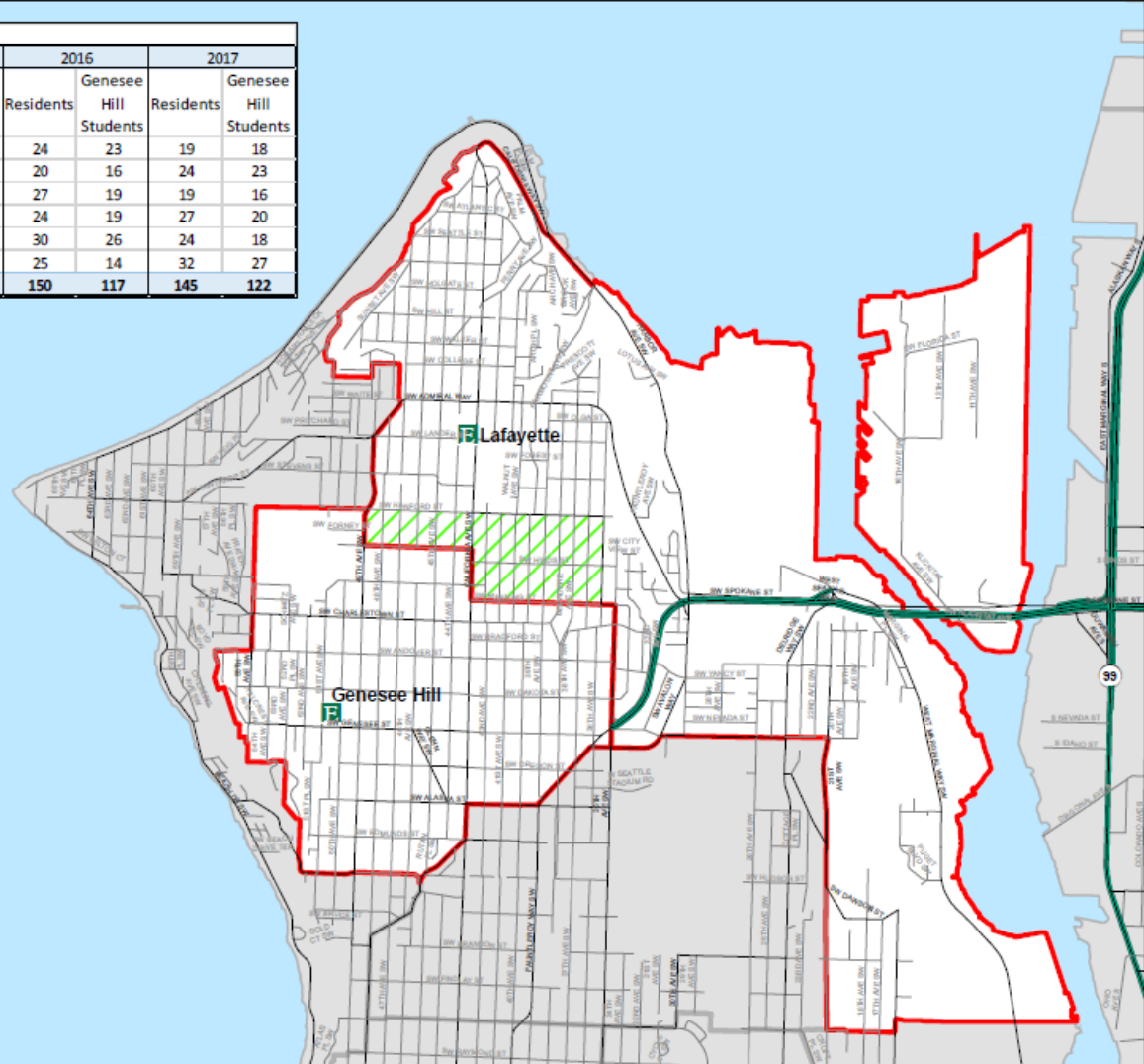


Genesee Hill / Lafayette Elementary
Boundary Revision Proposal - Scenario E

Map Data:
2016-17, 2017-18
Last updated:
10/25/2017

SPS K-5 Residents in Change Area												
Grade	2012		2013		2014		2015		2016		2017	
	Residents	Genesee Hill Students	Residents	Genesee Hill Students	Residents	Genesee Hill Students	Residents	Genesee Hill Students	Residents	Genesee Hill Students	Residents	Genesee Hill Students
K	31	27	21	16	27	20	17	15	24	23	19	18
1	31	22	31	27	20	17	27	19	20	16	24	23
2	22	17	33	22	31	28	21	17	27	19	19	16
3	25	10	23	17	30	17	29	24	24	19	27	20
4	10	3	26	10	22	15	25	15	30	26	24	18
5	14	2	11	3	28	10	21	15	25	14	32	27
Total	133	81	145	95	158	107	140	105	150	117	145	122

Projected K-5 Residents in Change Area	2018-19	2019-20	2020-21	2021-22	2022-2023
	144	148	152	150	154



E Elementary School
Red Outline Proposed Attendance Area
Green Hatching Change Area

The names on this map are not intended to reflect the official name of any school building. They are instead intended to ensure better public understanding based upon familiar reference, particularly in situations where program and school building names differ. This information has been compiled by SPS staff from a variety of sources and is subject to change without notice. SPS makes no representations or warranties, expressed or implied, as to accuracy, completeness, timeliness, or rights to the use of such information. SPS shall not be liable for any general, special, indirect, incidental, or consequential damages including, but not limited to, lost revenues or lost profits resulting from the use or misuse of the information contained on this map. Any sale

Grandfathering Analysis

No vs. all grandfathering

Grandfathering	Scenario	School	2017-18	2018-19	2019-20	2020-21	2021-22	5 year growth
With Grandfathering of current assigned students in 2017-18	Scenario C	Genesee Hill	718	733	737	740	745	27
		Lafayette	394	405	433	461	499	105
	Scenario D	Genesee Hill	718	723	718	712	708	-10
		Lafayette	394	415	452	489	536	142
	Scenario E	Genesee Hill	718	728	728	727	728	10
		Lafayette	394	410	442	474	516	122
Without Grandfathering of current assigned students in 2017-18	Scenario C	Genesee Hill	718	658	678	694	714	-4
		Lafayette	394	480	492	507	530	136
	Scenario D	Genesee Hill	718	621	635	644	665	-53
		Lafayette	394	517	535	557	579	185
	Scenario E	Genesee Hill	718	633	651	670	687	-31
		Lafayette	394	505	519	531	557	163

Grandfathering Analysis

4th and 5th graders

Grandfathering	Scenario	School	2017-18	2018-19	2019-20	2020-21	2021-22	5 year growth
Partial Grandfathering (Current 3rd and 4th graders) of current assigned students in 2017-18	Scenario C	Genesee Hill	718	687	691	694	714	-4
		Lafayette	394	451	479	507	530	136
	Scenario D	Genesee Hill	718	655	650	644	665	-53
		Lafayette	394	483	520	557	579	185
	Scenario E	Genesee Hill	718	671	671	670	687	-31
		Lafayette	394	467	499	531	557	163

Timeline & Next Steps

- **October 27, 2017** – Community Meeting
- **Oct – Nov, 2017** – Review feedback and make revisions to scenario for a proposal
- **December 7, 2017** – Board Operations Committee
- **January 3, 2018** – Board Introduction
- **January 17, 2018** – Board Action
- **February 2018** – Open Enrollment
- **September 2018** – Changes implemented

SPS K-5 Residents in Change Area

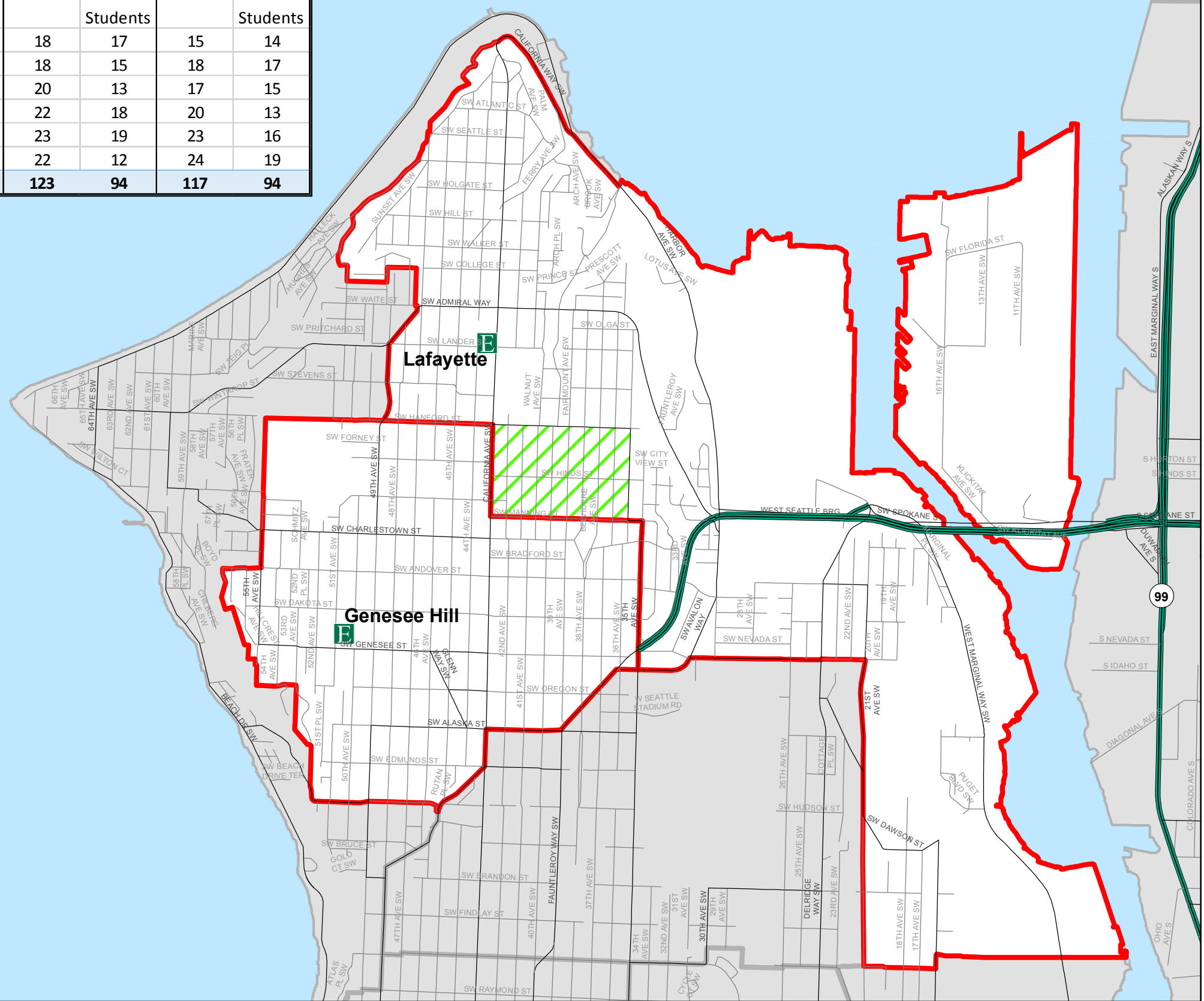
Grade	2012		2013		2014		2015		2016		2017	
	Residents	Genesee Hill Students	Residents	Genesee Hill Students	Residents	Genesee Hill Students	Residents	Genesee Hill Students	Residents	Genesee Hill Students	Residents	Genesee Hill Students
K	25	21	16	14	22	16	16	14	18	17	15	14
1	27	18	25	21	17	15	21	14	18	15	18	17
2	20	16	28	18	24	21	19	16	20	13	17	15
3	22	8	21	16	25	13	22	17	22	18	20	13
4	7	2	22	7	20	14	23	14	23	19	23	16
5	14	2	8	2	23	7	19	14	22	12	24	19
Total	115	67	120	78	131	86	120	89	123	94	117	94

Projected K-5 Residents in Change Area	2018-19	2019-20	2020-21	2021-22	2022-2023
	117	120	123	122	125

Elementary School

Proposed Attendance Area

Change Area

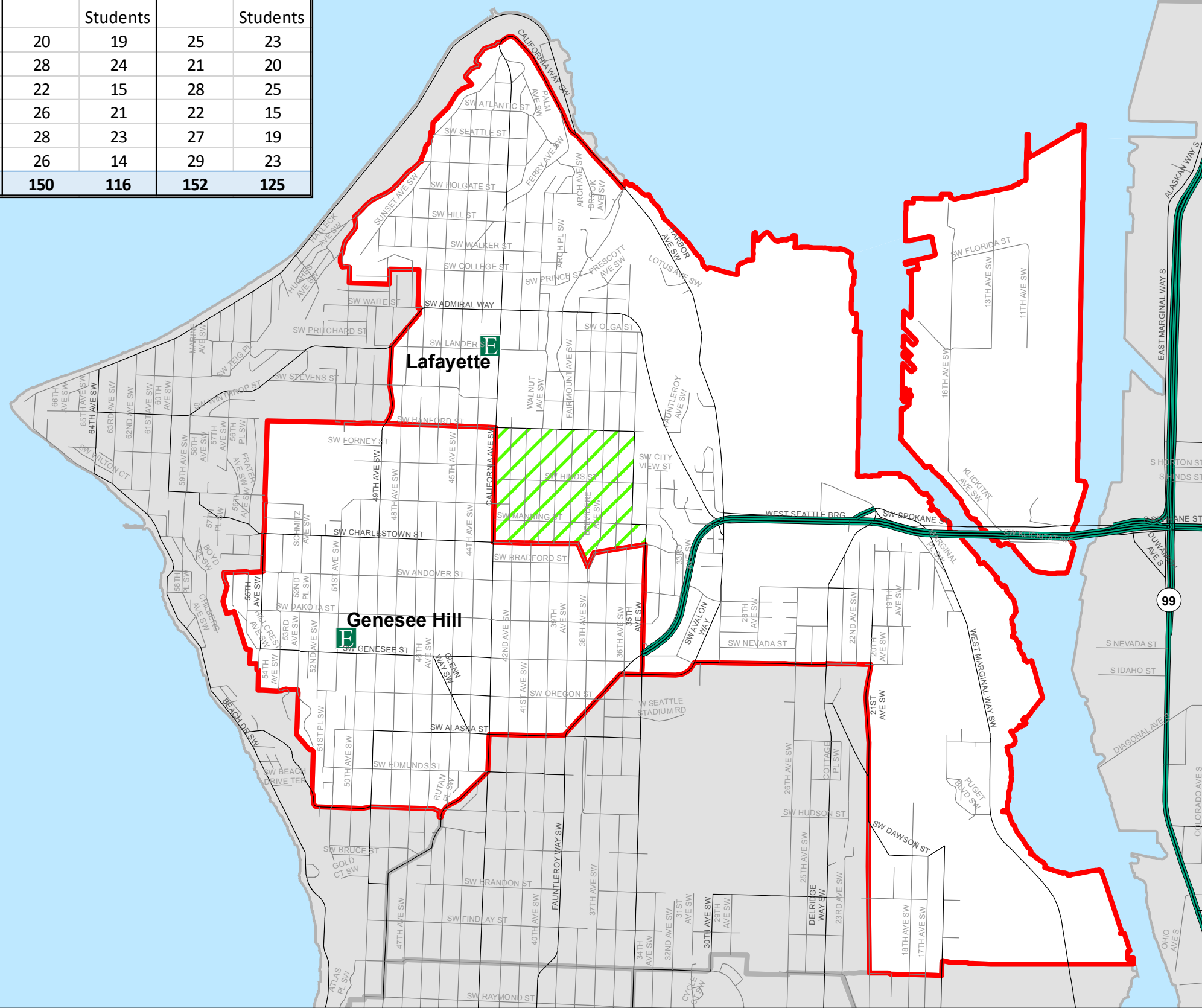


The names on this map are not intended to reflect the official name of any school building. They are instead intended to ensure better public understanding based upon familiar reference, particularly in situations where program and school building names differ. This information has been compiled by SPS staff from a variety of sources and is subject to change without notice. SPS makes no representations or warranties, expressed or implied, as to accuracy, completeness, timeliness, or rights to the use of such information. SPS shall not be liable for any general, special, indirect, incidental, or consequential damages including, but not limited to, lost revenues or lost profits resulting from the use or misuse of the information contained on this map. Any sale

SPS K-5 Residents in Change Area

Grade	2012		2013		2014		2015		2016		2017	
	Residents	Genesee Hill Students	Residents	Genesee Hill Students	Residents	Genesee Hill Students	Residents	Genesee Hill Students	Residents	Genesee Hill Students	Residents	Genesee Hill Students
K	29	25	18	15	23	17	26	22	20	19	25	23
1	29	20	29	25	20	17	23	16	28	24	21	20
2	25	20	32	20	28	25	23	19	22	15	28	25
3	27	13	25	20	29	15	26	20	26	21	22	15
4	13	5	27	12	24	18	27	16	28	23	27	19
5	14	2	13	5	27	11	25	18	26	14	29	23
Total	137	85	144	97	151	103	150	111	150	116	152	125

Projected K-5 Residents in Change Area	2018-19	2019-20	2020-21	2021-22	2022-2023
	146	149	153	152	155



E Elementary School

Proposed Attendance Area

Change Area

The names on this map are not intended to reflect the official name of any school building. They are instead intended to ensure better public understanding based upon familiar reference, particularly in situations where program and school building names differ. This information has been compiled by SPS staff from a variety of sources and is subject to change without notice. SPS makes no representations or warranties, expressed or implied, as to accuracy, completeness, timeliness, or rights to the use of such information. SPS shall not be liable for any general, special, indirect, incidental, or consequential damages including, but not limited to, lost revenues or lost profits resulting from the use or misuse of the information contained on this map. Any sale

SPS K-5 Residents in Change Area

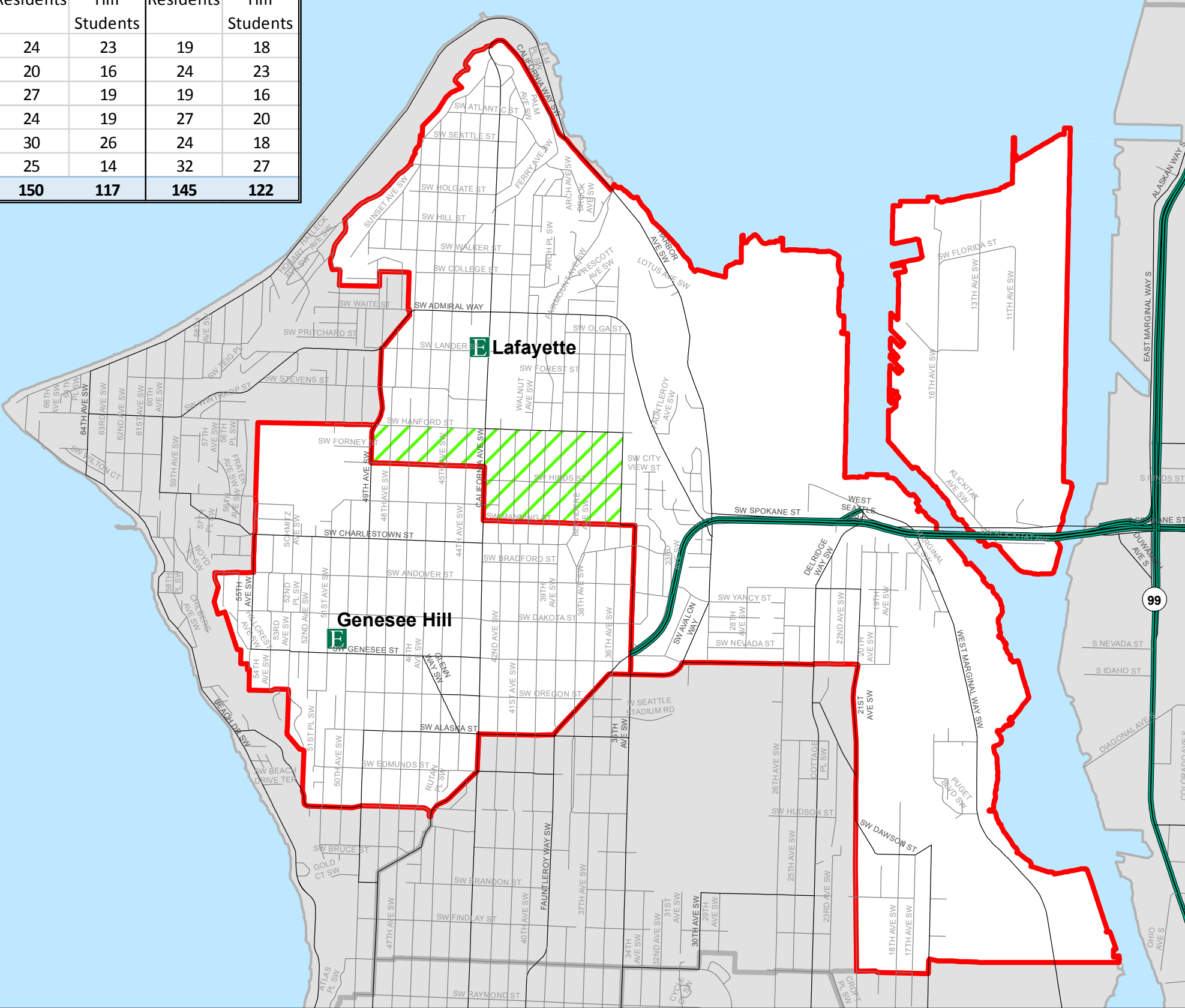
Grade	2012		2013		2014		2015		2016		2017	
	Residents	Genesee Hill Students	Residents	Genesee Hill Students	Residents	Genesee Hill Students	Residents	Genesee Hill Students	Residents	Genesee Hill Students	Residents	Genesee Hill Students
K	31	27	21	16	27	20	17	15	24	23	19	18
1	31	22	31	27	20	17	27	19	20	16	24	23
2	22	17	33	22	31	28	21	17	27	19	19	16
3	25	10	23	17	30	17	29	24	24	19	27	20
4	10	3	26	10	22	15	25	15	30	26	24	18
5	14	2	11	3	28	10	21	15	25	14	32	27
Total	133	81	145	95	158	107	140	105	150	117	145	122

	2018-19	2019-20	2020-21	2021-22	2022-2023
Projected K-5 Residents in Change Area	144	148	152	150	154

Elementary School

Proposed Attendance Area


Change Area





The names on this map are not intended to reflect the official name of any school building. They are instead intended to ensure better public understanding based upon familiar reference, particularly in situations where program and school building names differ. This information has been compiled by SPS staff from a variety of sources and is subject to change without notice. SPS makes no representations or warranties, expressed or implied, as to accuracy, completeness, timeliness, or rights to the use of such information. SPS shall not be liable for any general, special, indirect, incidental, or consequential damages including, but not limited to, lost revenues or lost profits resulting from the use or misuse of the information contained on this map. Any sale

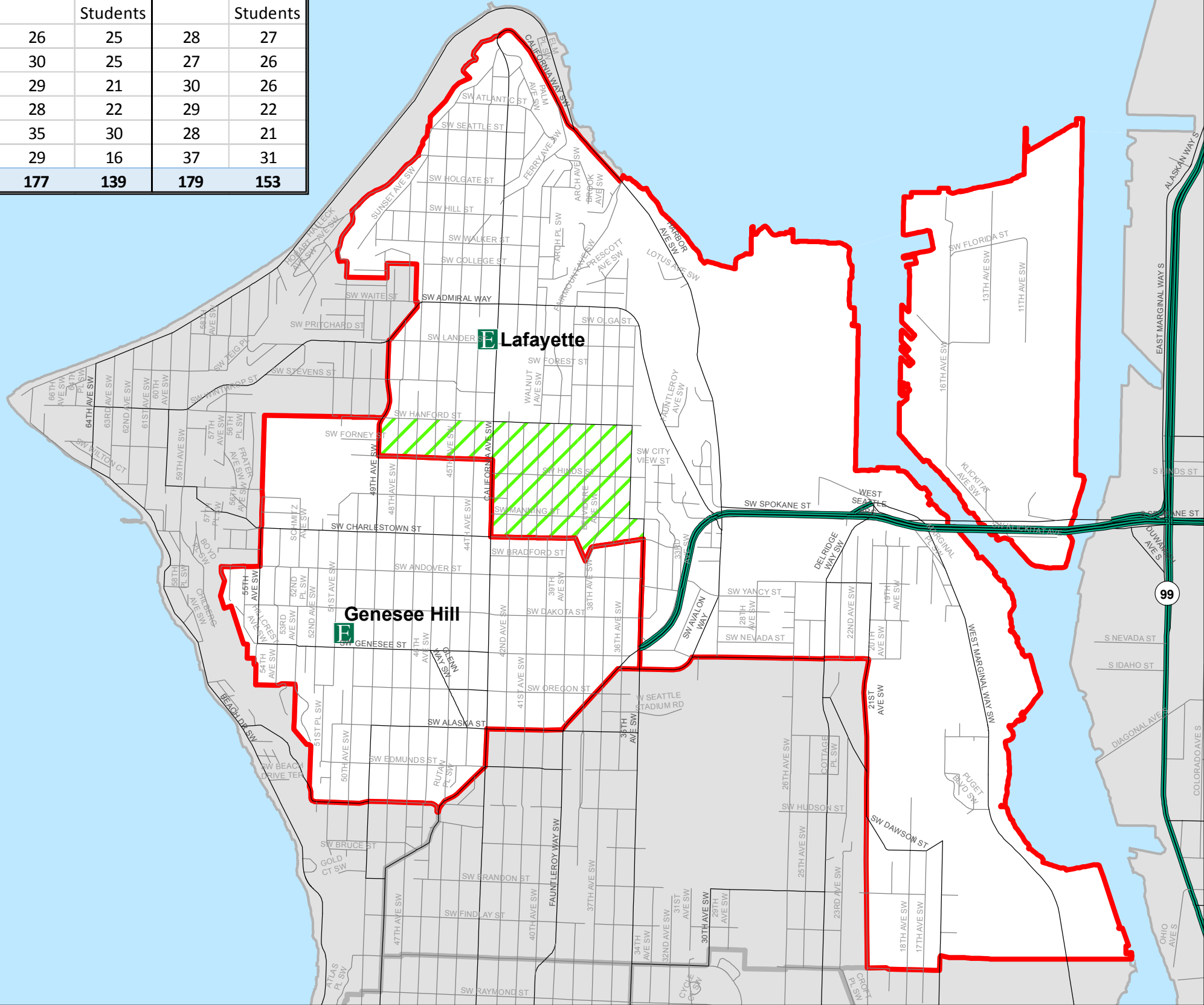
SPS K-5 Residents in Change Area												
Grade	2012		2013		2014		2015		2016		2017	
	Residents	Genesee Hill Students	Residents	Genesee Hill Students	Residents	Genesee Hill Students	Residents	Genesee Hill Students	Residents	Genesee Hill Students	Residents	Genesee Hill Students
K	35	31	23	17	28	21	27	23	26	25	28	27
1	33	24	35	31	23	19	29	21	30	25	27	26
2	27	21	37	24	35	32	25	20	29	21	30	26
3	30	15	27	21	34	19	33	27	28	22	29	22
4	16	6	31	15	26	19	29	17	35	30	28	21
5	14	2	16	6	32	14	27	19	29	16	37	31
Total	155	99	169	114	178	124	170	127	177	139	179	153

Projected K-5 Residents in Change Area	2018-19	2019-20	2020-21	2021-22	2022-2023
	172	177	181	180	184

 Elementary School

 Proposed Attendance Area

 Change Area



The names on this map are not intended to reflect the official name of any school building. They are instead intended to ensure better public understanding based upon familiar reference, particularly in situations where program and school building names differ. This information has been compiled by SPS staff from a variety of sources and is subject to change without notice. SPS makes no representations or warranties, expressed or implied, as to accuracy, completeness, timeliness, or rights to the use of such information. SPS shall not be liable for any general, special, indirect, incidental, or consequential damages including, but not limited to, lost revenues or lost profits resulting from the use or misuse of the information contained on this map. Any sale

Grandfathering	Scenario	School	2017-18	2018-19	2019-20	2020-21	2021-22	5 year growth	Capacity
N/A Status Quo	Status Quo	Genesee Hill	718	749	769	786	807	89	660
		Lafayette	394	389	401	415	437	43	550
With Grandfathering of current assigned students in 2017-18	Scenario C	Genesee Hill	718	733	737	740	745	27	
		Lafayette	394	405	433	461	499	105	
	Scenario D	Genesee Hill	718	723	718	712	708	-10	
		Lafayette	394	415	452	489	536	142	
	Scenario E	Genesee Hill	718	728	728	727	728	10	
		Lafayette	394	410	442	474	516	122	
	Scenario F	Genesee Hill	718	718	709	699	691	-27	
		Lafayette	394	420	461	502	553	159	
Partial Grandfathering (Current 3rd and 4th graders) of current assigned students in 2017-18	Scenario C	Genesee Hill	718	687	691	694	714	-4	
		Lafayette	394	451	479	507	530	136	
	Scenario D	Genesee Hill	718	655	650	644	665	-53	
		Lafayette	394	483	520	557	579	185	
	Scenario E	Genesee Hill	718	671	671	670	687	-31	
		Lafayette	394	467	499	531	557	163	
	Scenario F	Genesee Hill	718	639	630	620	638	-80	
		Lafayette	394	499	540	581	606	212	
Without Grandfathering of current assigned students in 2017-18	Scenario C	Genesee Hill	718	658	678	694	714	-4	
		Lafayette	394	480	492	507	530	136	
	Scenario D	Genesee Hill	718	621	635	644	665	-53	
		Lafayette	394	517	535	557	579	185	
	Scenario E	Genesee Hill	718	633	651	670	687	-31	
		Lafayette	394	505	519	531	557	163	
	Scenario F	Genesee Hill	718	596	608	620	638	-80	
		Lafayette	394	542	562	581	606	212	

Data Notes:
 * 2017-18 is actual school enrollment information, other years are all from 5 year projections, with 2017-18 actuals as base year
 * Grandfathered students in consideration restricted to students enrolled at Genesee Hill in 2017, enrolled in Gen Ed, and residing in an area which would chance to

o Lafayette