



School Board Briefing/Proposed Action Report

Informational (no action required by Board) **Action Report** (Board will be required to take action)

DATE: August 16, 2016
FROM: Dr. Larry Nyland, Superintendent
LEAD STAFF: Dr. Lester Herndon, Associate Superintendent of Facilities and Operations, (206) 252-0644, ltherndon@seattleschools.org

I. TITLE

BTA IV Resolution 2016/17-4: Racial Imbalance Analysis for Magnolia Elementary School Renovation and Addition Project

For Introduction: August 24, 2016
For Action: ~~September 7,~~ 2016 February 1,

II. WHY BOARD ACTION IS NECESSARY

The D-5 form for the Magnolia Elementary School Renovation and Addition project is ready for submission to the Office of Superintendent of Public Instruction (OSPI) as a requirement for state funding assistance. A Board Resolution is required by OSPI as a part of the state funding assistance process to certify under WAC 392-342-025 that the project will not create or aggravate racial imbalance.

III. FISCAL IMPACT/REVENUE SOURCE

The Magnolia Elementary School Renovation and Addition project’s funding source is from the BTA IV Levy, State of Washington Distressed School Grant and OSPI School Construction Assistance Program (SCAP). The anticipated SCAP funding is an estimated \$2.3 million dollars. This Resolution does not represent a specific expenditure.

Expenditure: N/A One-time Annual Other Source

IV. POLICY IMPLICATION

School Board Policy No. 6100, Revenues from Local, State, and Federal Sources, states in part: “It is the policy of the Seattle School Board to pursue systematically those funding opportunities that are consistent with district priorities from federal, state, and other governmental units, as well as from private and foundation sources.” In addition, the policy states: “The Board agrees to comply with all federal and state requirements that may be a condition for the receipt of federal or state funds.”

V. RECOMMENDED MOTION

I move that the School Board approve Resolution 2016/17-4 certifying that the proposed Magnolia Elementary School Renovation and Addition project will not create ~~or aggravate~~ but will minimize racial imbalance as defined by WAC 392-342-025, as attached to the Board action report.

VI. BOARD COMMITTEE RECOMMENDATION

This motion ~~will~~ was ~~be~~ discussed at the Operations Committee meeting on August 16, 2016. The Committee moved this item forward to the full Board with a recommendation for approval. ~~recommended _____.~~

VII. BACKGROUND INFORMATION

The Office of Superintendent of Public Instructions (OSPI) is responsible for administering the School Construction Assistance Program (SCAP) which is OSPI's largest capital program and provides funding assistance for facility planning, new construction, and modernizations. Based on OSPI's work, the Legislature makes biennial appropriations to release state funds for school construction assistance through the D-Form approval process which include the primary documents that form the basis of any agreements between OSPI and the school districts receiving state funding assistance.

The Office of the Superintendent of Public Instruction Form D-5 requires a School Board Resolution to certify under WAC 392-342-025 that the project will not create or aggravate racial imbalance. If this resolution is not approved ~~in a timely manner~~, then state funding assistance for this project will not be ~~forthcoming~~ provided. SCAP funding for Magnolia Elementary School Renovation and Addition Project is estimated to be approximately \$2.3 million dollars.

The Enrollment Planning section of the Capital Projects and Planning department has identified a need for additional capacity in the Magnolia/West Queen Anne ~~community~~ enrollment areas. They have recommended that Magnolia Elementary School be renovated, enlarged, and re-opened as a neighborhood attendance area school in fall 2018 to meet projected capacity needs. When completed, the project will add 500 seats to the ~~central~~ Magnolia/West Queen Anne enrollment ~~Seattle~~ capacity.

Under WAC 392-342-025, racial imbalance in a greater than fifty percent minority, non-multiracial school district such as Seattle Public Schools shall be defined ~~(by current federal categories)~~ as existing:

- (a) When the combined minority enrollment of a school varies from the district-wide combined minority percentage by more than plus or minus twenty-five percentage points; or
- (b) When a school's enrollment of a single minority group with a district-wide enrollment of less than thirty percent exceeds fifty percent; or
- (c) When a school's enrollment of a single minority group with a district-wide enrollment of thirty percent or more exceeds the minority group's district-wide percentage by twenty percentage points or more.

Analysis: Current enrollment data shows that racial imbalance currently exists at the three nearby elementary schools from which the re-opened Magnolia Elementary School would likely draw students. The neighboring schools are: Catharine Blaine K-8 (less than one mile west of Magnolia Elementary), Lawton Elementary (one and a half miles north of Magnolia

Elementary), and Coe Elementary (three miles east of Magnolia Elementary in west Queen Anne). ~~Magnolia Elementary School is planned to be a neighborhood attendance area school. Revised attendance area boundaries have yet to be determined/finalized.~~ However, an analysis of four possible boundary scenarios drawn to include Magnolia Elementary School shows the racial make-up of the student enrollment at three neighboring schools from which Magnolia Elementary School would likely draw students should provide sufficient data to determine the racial make-up that can be anticipated when Magnolia Elementary opens in the fall of 2018. be racially balanced and the enrollment at Lawton Elementary School improves from racially imbalanced to balanced, while the enrollment at Catharine Blaine K-8 School and Coe Elementary School remain racially imbalanced. Thus, the proposed project at Magnolia Elementary School will not aggravate the existing racial imbalance in student enrollment in the Magnolia/West Queen Anne enrollment areas as defined by WAC 392-342-025, but it will provide two racially balanced schools where currently none exist in the Magnolia/West Queen Anne enrollment area.

The foregoing justification The proposed boundaries were reviewed with the Office of the Superintendent of Public Instruction ~~was discussed via conference call with~~ (OSPI). OSPI has reviewed the revised resolution and confirmed that the intent of WAC 392-342-025 is being met (see attachment). ~~The neighboring schools are: Catharine Blaine K-8 (less than one mile west of Magnolia Elementary), Lawton Elementary (one and a half miles north of Magnolia Elementary), and Coe Elementary (three miles east of Magnolia Elementary in west Queen Anne).~~

A comparison of the student enrollment data for the 2015-16 school year at these three schools reveals a variation of 25-28 percent from the “district wide” total minority percentage (see Table 1). It is evident that the total minority racial make-up is similar between the three schools. This same analysis was performed for 2011-2015/16 school years (5-year average) and 2000-15/16 school years (16-year average) and the results proved similar. Since student enrollment for the new school will most likely draw students from these three schools, it can be reasonably concluded that the re-opening of Magnolia Elementary School will neither create or aggravate racial imbalance.

Table 1: 2015-16 Racial Make-up of Blaine, Lawton and Coe as compared to the District Wide Racial Make-up
 Demonstrates Similar Racial Make up

	SPS	Blaine	% Δ	Lawton	% Δ	Coe	% Δ
% Native American	1	0	-1	0	-1	0	-1
% Asian	15	4	-11	5	-10	4	-11
% Black	16	2	-14	1	-15	2	-14
% Hispanic	12	5	-7	7	-5	11	-1
% Multi Racial	9	13	-4	14	5	9	0
% Pacific Island	0	0	0	1	1	0	0
% White	47	75	28	72	25	73	26
% Total Minority	53	25	-28	28	-25	27	-26
<u>Recap from attachment</u>							
% Total 5-year Minority	55		-28		-26		-26
% Total 16-year Minority	58		-29		-27		-26

VIII. STATEMENT OF ISSUE

Whether to approve Resolution 2016/17-4 certifying that the proposed Magnolia Elementary School Renovation and Addition project will not create or aggravate racial imbalance.

IX. ALTERNATIVES

Do not approve the Resolution. This is not recommended. If the Resolution is not approved, the Magnolia Elementary School Renovation and Addition project will not receive an estimated \$2.3 million dollars,~~394,281~~ of state funding assistance.

X. RESEARCH AND DATA SOURCES / BENCHMARKS

- Office of Superintendent of Public Instruction, School Construction Assistance Program, D-Forms 101 on-line resources
- WAC 392-342-025 Racial imbalance prohibition – Definition and acceptance criteria.
- Enrollment Data specific to the evaluation of WAC 392-342-025 Racial imbalance prohibition

XI. TIMELINE FOR IMPLEMENTATION / COMMUNITY ENGAGEMENT

Upon the Board’s approval of this motion the Capital Projects Project Manager will submit the signed Resolution to OSPI as required.

XII. ATTACHMENTS

- Resolution 2016/17-4 (for approval)
- WAC 392-342-025
- ~~Enrollment Data~~ OSPI Approval of Racial Imbalance Resolution 2016/17-4
- Draft Boundary Scenarios (attachment added)
- District Enrollment Data (attachment added)

**Seattle School District #1
Board Resolution**

Resolution No. 2016/17-4



A RESOLUTION of the Board of Directors of Seattle School District No. 1, King County, Seattle, Washington certifying that the Magnolia Elementary School Renovation and Addition project named in the project application (OSPI Form D-5) submitted to the Office of Superintendent of Public Instruction will not create or aggravate racial imbalance within the District boundaries.

WHEREAS, it has been determined that racial imbalance, as defined by WAC 392-342-025, does currently exist in the Magnolia ~~and~~ West Queen Anne enrollment areas; and

WHEREAS, Catharine Blaine K-8 School, Lawton Elementary School and Coe Elementary School currently meet the definition of a racially imbalanced school as defined by WAC 392-342-025; and

WHEREAS, the proposed ~~construction~~ project ~~to is a~~ modernize ~~ation~~ and ~~construct an~~ addition ~~project of to~~ Magnolia Elementary School, a currently closed ~~school~~ site, to provide additional student capacity in the Magnolia/West Queen Anne enrollment area, ~~specifically and easing~~ over-crowding at Catharine Blaine K-8 School, Lawton Elementary School and Coe Elementary School; and

WHEREAS, by ~~re~~-drawing the boundaries for the Magnolia/West Queen Anne enrollment area to include ~~a the~~ re-opened Magnolia Elementary School, the enrollment at Magnolia Elementary School ~~will is projected to~~ be racially balanced ~~and~~; the enrollment at Lawton Elementary School improves from racially imbalanced to balanced, ~~while and~~ the enrollment at Catharine Blaine K-8 School and Coe Elementary School remain racially imbalanced; and

WHEREAS, the proposed project at Magnolia Elementary School will not aggravate the existing racial imbalance in student enrollment in the Magnolia/West Queen Anne enrollment area as defined by WAC 392-342-025, but provides for two racially balanced schools where formerly none existed in the Magnolia/West Queen Anne enrollment area;

NOW THEREFORE, BE IT

RESOLVED, that the Seattle School Board of Directors certifies that the Magnolia Elementary School Renovation and Addition project will not create ~~or aggravate~~ ~~but~~ ~~and~~ ~~will~~ ~~minimize~~ ~~minimize~~ racial imbalance within the District boundaries as defined for greater than fifty percent minority, non-multiracial school districts in WAC 392-342-025;

RESOLVED, that duly certified copies of this resolution shall be presented to Richard Best, Director, Capital Projects and Planning.

ADOPTED this 1st day of February, 2017

Betty Patu, President

Sue Peters, Vice-President

Stephan Blanford, Member

Richard Burke, Member

Jill Geary, Member

Leslie Harris, Member

Scott Pinkham, Member

ATTEST: _____
Dr. Larry Nyland, Superintendent
Secretary, Board of Directors
Seattle School District No. 1
King County, WA

From: John McLaren <John.McLaren@k12.wa.us>
Sent: Wednesday, January 25, 2017 8:57 AM
To: Imanishi, Jeanette L
Cc: Best, Richard L; Casey Moore
Subject: Magnolia - Richard's Edits to Racial Imbalance Resolution

Hello Jeannette,

Please see the e-mail below from Casey Moore. The resolution he is referring to is the one with Richard's edits that you sent me on January 19.

Thanks,

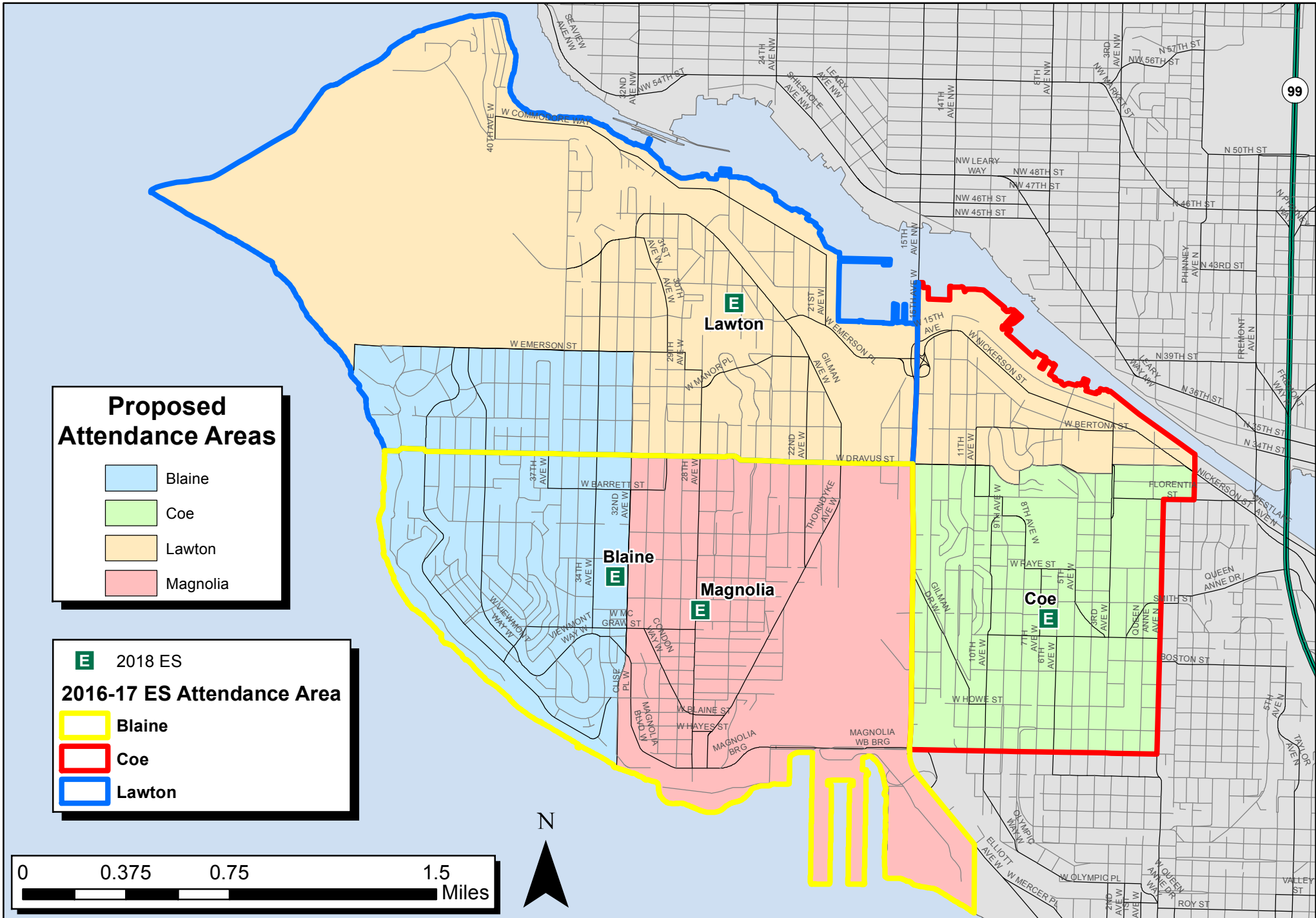
John

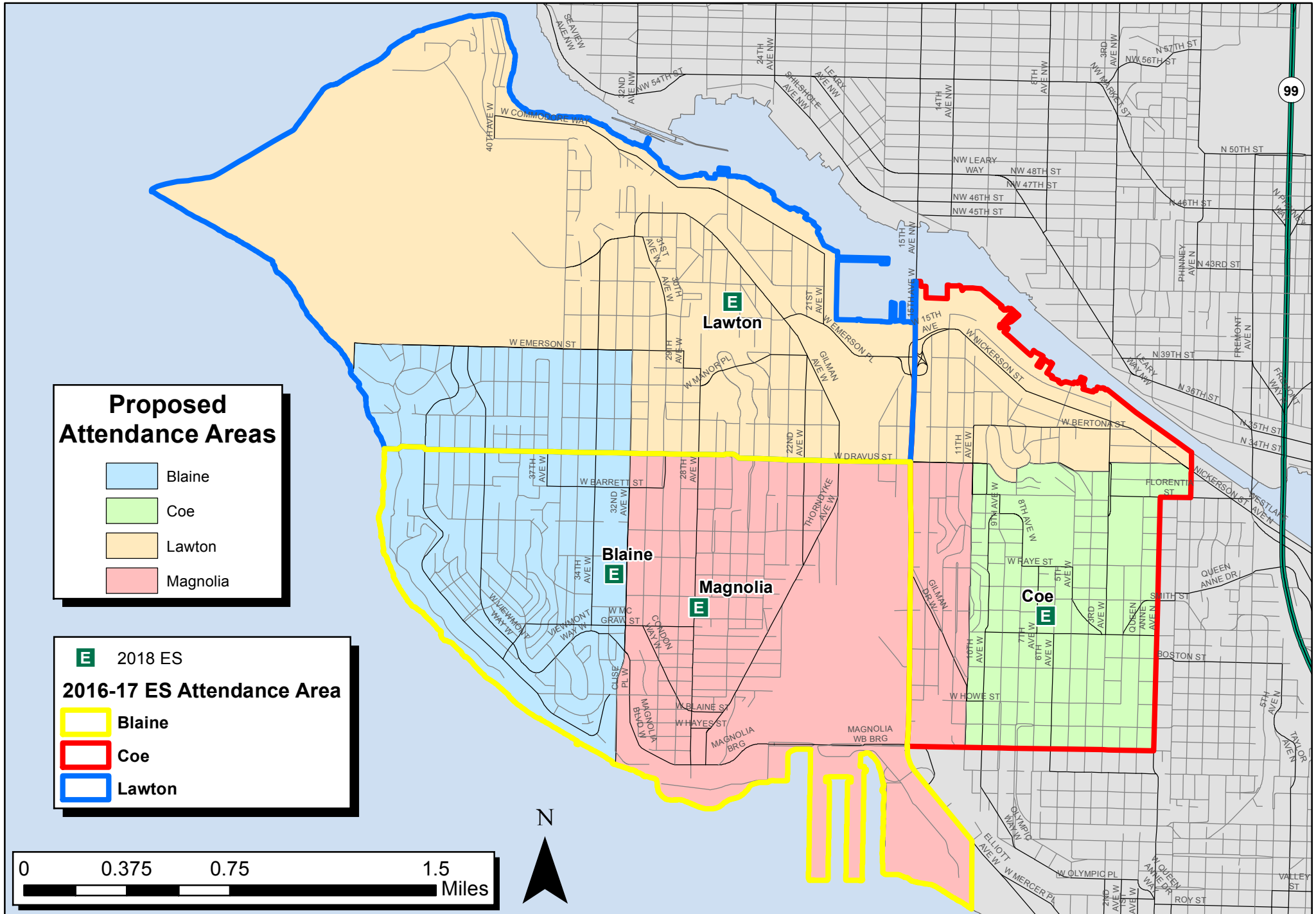
From: Casey Moore
Sent: Wednesday, January 25, 2017 8:14 AM
To: John McLaren <John.McLaren@k12.wa.us>
Subject: Re: Magnolia - Richard's Edits to Racial Imbalance Resolution

John

Yes relay that our perspective is that the resolution as stated to the best of our perspective meets the intent of the requirements.


Casey Moore RA, LEED AP
Director School Facilities and Organization
Office of Superintendent of Public Instruction (OSPI)
600 Washington St SE | PO Box 47200 | Olympia WA 98504-72000
Office (360) 725-6261 | Cel (360) 628-2455 | Fax (360) 586-3946
Casey.Moore@k12.Wa.US
www.k12.wa.us









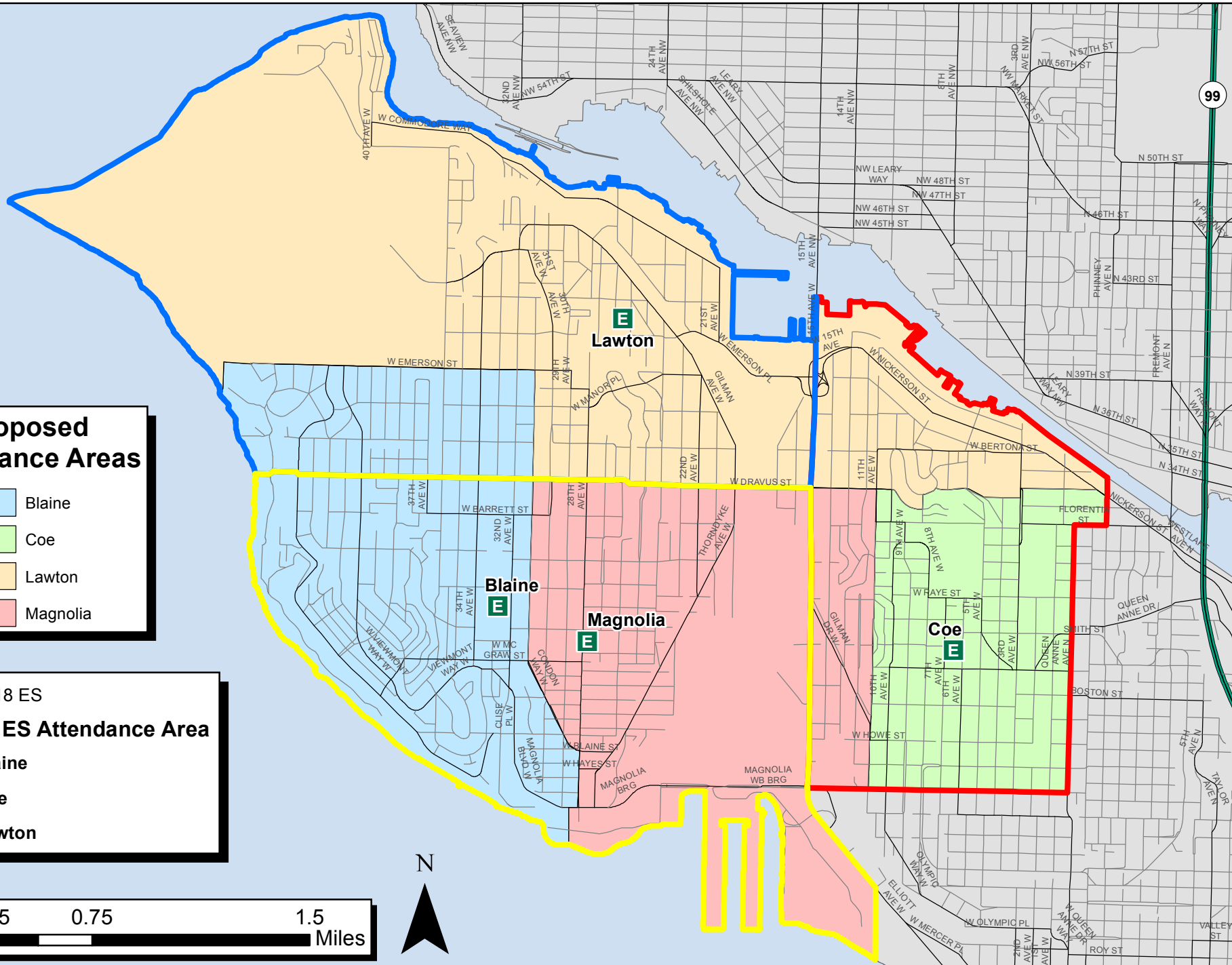
Proposed Attendance Areas

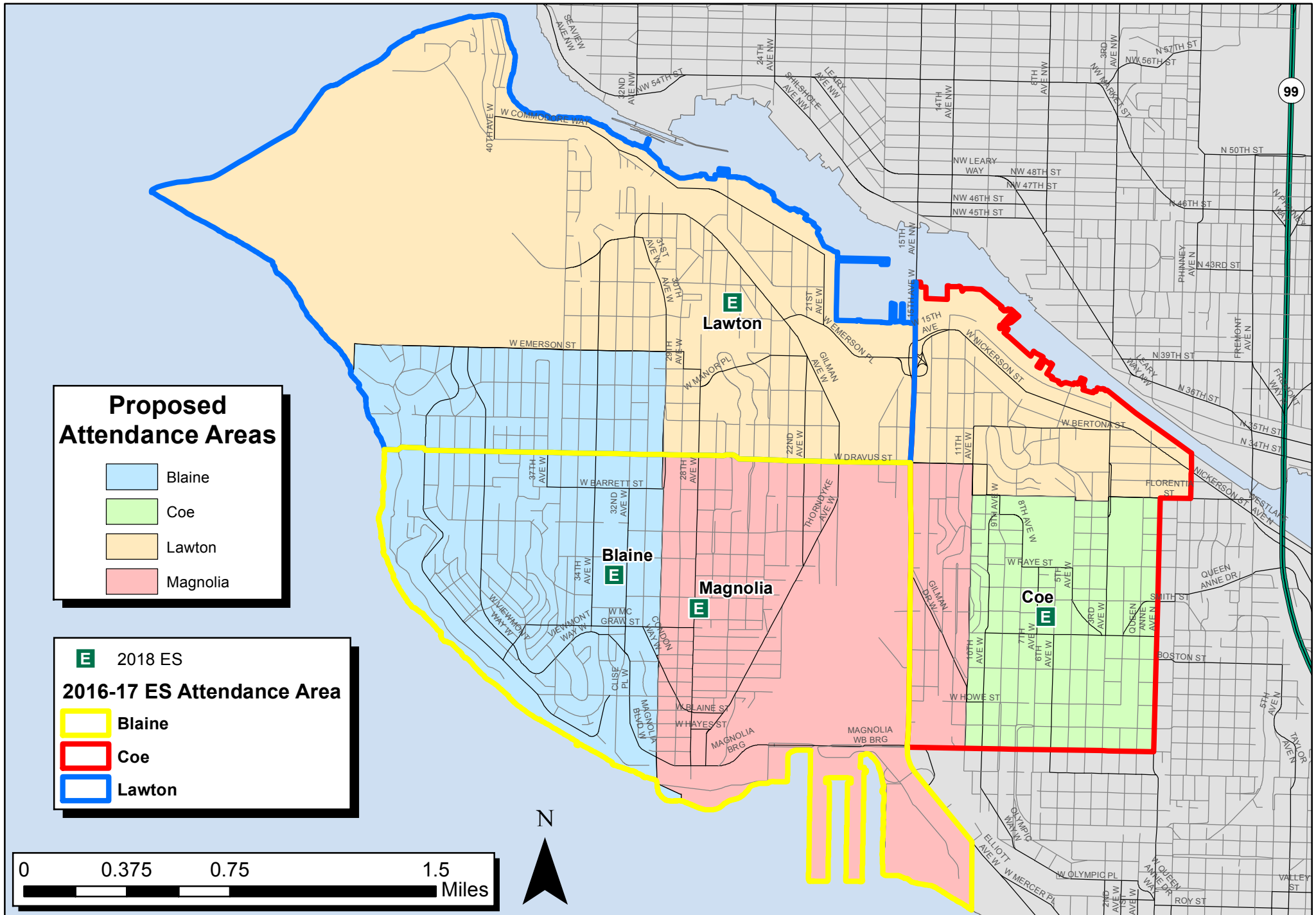
-  Blaine
-  Coe
-  Lawton
-  Magnolia

 2018 ES

2016-17 ES Attendance Area

-  Blaine
-  Coe
-  Lawton





Scenario B

Total % Minority by AA

School Year	District %				
	Total Minority	Magnolia	Blaine	Coe	Lawton
2000-01	60%	32%	21%	18%	32%
2001-02	60%	33%	25%	20%	34%
2002-03	60%	34%	24%	23%	35%
2003-04	60%	31%	23%	21%	34%
2004-05	59%	35%	19%	21%	31%
2005-06	59%	31%	20%	23%	33%
2006-07	59%	32%	20%	20%	28%
2007-08	58%	29%	21%	20%	31%
2008-09	58%	31%	22%	22%	29%
2009-10	58%	31%	22%	23%	28%
2010-11	57%	30%	21%	23%	29%
2011-12	57%	30%	22%	22%	31%
2012-13	56%	33%	25%	21%	32%
2013-14	55%	32%	23%	23%	34%
2014-15	54%	32%	22%	24%	33%
2015-16	53%	33%	21%	21%	32%

Total % Minority by AA

Magnolia	Blaine	Coe	Lawton
-28%	-39%	-42%	-28%
-27%	-35%	-40%	-26%
-26%	-36%	-38%	-25%
-28%	-36%	-38%	-25%
-24%	-40%	-38%	-28%
-28%	-40%	-36%	-27%
-27%	-39%	-39%	-30%
-30%	-38%	-38%	-27%
-27%	-36%	-36%	-29%
-26%	-35%	-34%	-29%
-28%	-36%	-34%	-28%
-27%	-35%	-35%	-26%
-23%	-31%	-35%	-24%
-23%	-32%	-32%	-21%
-23%	-32%	-31%	-22%
-21%	-33%	-32%	-21%

Scenario C

Total % Minority by AA

School Year	District %				
	Total Minority	Magnolia	Blaine	Coe	Lawton
2000-01	60%	31%	21%	18%	31%
2001-02	60%	33%	26%	20%	33%
2002-03	60%	34%	25%	23%	35%
2003-04	60%	31%	23%	21%	34%
2004-05	59%	34%	19%	21%	31%
2005-06	59%	30%	20%	23%	32%
2006-07	59%	31%	20%	20%	28%

Total % Minority by AA

Magnolia	Blaine	Coe	Lawton
-29%	-39%	-42%	-29%
-27%	-34%	-40%	-27%
-26%	-35%	-38%	-26%
-28%	-36%	-38%	-26%
-25%	-40%	-38%	-28%
-29%	-39%	-36%	-27%
-28%	-39%	-39%	-31%

2007-08	58%	28%	21%	20%	31%	-31%	-37%	-38%	-28%
2008-09	58%	29%	23%	22%	29%	-29%	-35%	-36%	-29%
2009-10	58%	30%	23%	23%	28%	-28%	-35%	-34%	-30%
2010-11	57%	29%	21%	23%	29%	-29%	-36%	-34%	-29%
2011-12	57%	29%	22%	22%	30%	-28%	-34%	-35%	-26%
2012-13	56%	32%	25%	21%	32%	-24%	-31%	-35%	-24%
2013-14	55%	32%	22%	23%	34%	-23%	-33%	-32%	-22%
2014-15	54%	32%	21%	24%	32%	-23%	-33%	-31%	-22%
2015-16	53%	32%	20%	21%	31%	-21%	-34%	-32%	-22%

Scenario D

Total % Minority by AA

School Year	District %				
	Total Minority	Magnolia	Blaine	Coe	Lawton
2000-01	60%	32%	21%	18%	32%
2001-02	60%	33%	25%	20%	34%
2002-03	60%	34%	24%	23%	35%
2003-04	60%	31%	23%	21%	34%
2004-05	59%	35%	19%	21%	31%
2005-06	59%	31%	20%	23%	33%
2006-07	59%	32%	20%	20%	28%
2007-08	58%	29%	21%	20%	31%
2008-09	58%	31%	22%	22%	29%
2009-10	58%	31%	22%	23%	28%
2010-11	57%	30%	21%	23%	29%
2011-12	57%	30%	22%	22%	31%
2012-13	56%	33%	25%	21%	32%
2013-14	55%	32%	23%	23%	34%
2014-15	54%	32%	22%	24%	33%
2015-16	53%	33%	21%	21%	32%

Total % Minority by AA

Total % Minority by AA			
Magnolia	Blaine	Coe	Lawton
-28%	-39%	-42%	-28%
-27%	-35%	-40%	-26%
-26%	-36%	-38%	-25%
-28%	-36%	-38%	-25%
-24%	-40%	-38%	-28%
-28%	-40%	-36%	-27%
-27%	-39%	-39%	-30%
-30%	-38%	-38%	-27%
-27%	-36%	-36%	-29%
-26%	-35%	-34%	-29%
-28%	-36%	-34%	-28%
-27%	-35%	-35%	-26%
-23%	-31%	-35%	-24%
-23%	-32%	-32%	-21%
-23%	-32%	-31%	-22%
-21%	-33%	-32%	-21%

Scenario E

Total % Minority by AA

Total % Minority by AA

School Year	District %				
	Total Minority	Magnolia	Blaine	Coe	Lawton
2000-01	60%	33%	21%	18%	31%
2001-02	60%	34%	25%	20%	34%
2002-03	60%	35%	24%	21%	36%
2003-04	60%	32%	23%	19%	35%
2004-05	59%	36%	19%	21%	32%
2005-06	59%	32%	19%	23%	33%
2006-07	59%	33%	19%	20%	28%
2007-08	58%	29%	21%	20%	31%
2008-09	58%	31%	23%	22%	29%
2009-10	58%	31%	23%	23%	28%
2010-11	57%	30%	21%	22%	30%
2011-12	57%	30%	22%	21%	31%
2012-13	56%	33%	25%	21%	32%
2013-14	55%	33%	23%	22%	34%
2014-15	54%	33%	22%	23%	33%
2015-16	53%	33%	20%	20%	33%

Magnolia	Blaine	Coe	Lawton
-27%	-40%	-42%	-29%
-26%	-35%	-40%	-26%
-25%	-36%	-39%	-25%
-27%	-37%	-40%	-25%
-23%	-40%	-39%	-28%
-28%	-40%	-37%	-26%
-26%	-39%	-39%	-30%
-30%	-37%	-39%	-27%
-27%	-36%	-36%	-29%
-26%	-35%	-34%	-29%
-28%	-36%	-35%	-28%
-27%	-34%	-36%	-25%
-23%	-31%	-35%	-24%
-22%	-32%	-33%	-21%
-22%	-33%	-32%	-21%
-20%	-33%	-33%	-20%

Current Boundaries

Total % Minority by AA

School Year	District %				
	Total Minority	Magnolia	Blaine	Coe	Lawton
2000-01	60%	N/A	26%	22%	31%
2001-02	60%	N/A	28%	23%	34%
2002-03	60%	N/A	28%	25%	34%
2003-04	60%	N/A	27%	25%	32%
2004-05	59%	N/A	29%	24%	29%
2005-06	59%	N/A	28%	25%	29%
2006-07	59%	N/A	27%	22%	26%
2007-08	58%	N/A	25%	23%	28%
2008-09	58%	N/A	27%	25%	27%
2009-10	58%	N/A	26%	26%	26%

Total % Minority by AA

Magnolia	Blaine	Coe	Lawton
N/A	-34%	-38%	-29%
N/A	-32%	-37%	-26%
N/A	-32%	-35%	-26%
N/A	-32%	-34%	-28%
N/A	-31%	-35%	-31%
N/A	-32%	-34%	-30%
N/A	-32%	-36%	-32%
N/A	-33%	-35%	-30%
N/A	-32%	-33%	-31%
N/A	-31%	-32%	-31%

2010-11	57% N/A	25%	26%	26%	N/A	-32%	-32%	-31%
2011-12	57% N/A	26%	25%	28%	N/A	-31%	-32%	-29%
2012-13	56% N/A	30%	25%	28%	N/A	-26%	-31%	-28%
2013-14	55% N/A	28%	27%	30%	N/A	-27%	-29%	-25%
2014-15	54% N/A	28%	26%	28%	N/A	-26%	-29%	-26%
2015-16	53% N/A	27%	25%	28%	N/A	-27%	-29%	-25%