



# **SCHOOL BOARD ACTION REPORT**

**DATE:** December 7, 2018  
**FROM:** Denise Juneau, Superintendent  
**LEAD STAFF:** Stephen Nielsen, Deputy Superintendent  
[sjnielsen@seattleschools.org](mailto:sjnielsen@seattleschools.org), 206-252-0169  
Ashley Davies, Director, Enrollment Planning  
[aedavies@seattleschools.org](mailto:aedavies@seattleschools.org), 206-252-0358

**For Introduction:** December 19, 2018  
**For Action:** January 9, 2019

## **1. TITLE**

Approval of Attendance Area Boundary Changes to create an attendance area for the new Magnolia Elementary School

## **2. PURPOSE**

This Board Action Report outlines elementary school attendance area boundary changes to Lawton Elementary and Catharine Blaine K-8 to create an attendance area for Magnolia Elementary, scheduled to open in 2019-20. The new attendance area will relieve overcrowding at Catharine Blaine K-8 and Lawton Elementary.

## **3. RECOMMENDED MOTION**

Seattle Public Schools staff recommended that the School Board approve Magnolia boundary Scenario C. The School Board Operations Committee recommended Magnolia boundary Scenario D.

I move that the School Board approve Scenario D for the new Magnolia Elementary attendance area, as outlined in Attachment A and grandfathered assignments for students currently enrolled in grade 4 at Lawton Elementary and Catharine Blaine K-8 (rising 5<sup>th</sup> graders). Additionally, I move that the board grandfather assignments for the siblings of currently enrolled students in grade 4 at Lawton and in grades 4-7 at Catharine Blaine K-8. I move that the board direct the superintendent to take any appropriate action to implement this decision.

## **4. BACKGROUND INFORMATION**

- a. **Background** In 2016, the BTA IV levy was approved with funds for a new Magnolia Elementary School to relieve capacity pressure at schools in the Magnolia neighborhood. Magnolia Elementary is scheduled to open in Fall 2019.

In 2017, community and principal meetings were held to discuss initial scenarios. Community members expressed a strong preference to use 15th Ave. W. as the Eastern

boundary for Lawton and Magnolia. Additionally, community members expressed preference for Queen Anne Elementary to remain an option school.

In 2017, additional capacity at Magnolia Elementary and Coe Elementary was approved to further relieve capacity. Each school will add six new classrooms by winter 2020, increasing capacity by 132 students at each school.

In Spring and Fall 2018, Enrollment Planning conducted additional community meetings to discuss boundary scenarios and grandfathering.

~~Grandfathering is recommended for students in grade 4 at Lawton and in grades 4-7 at Catharine Blaine K-8 and their siblings. This allows for continuity for students while also allowing Magnolia to open as a viable school from an enrollment standpoint. The recommendation to grandfather siblings as well keeps families together given the unique circumstance of a boundary change for a K-8 school. Grandfathering for students entering grade 5 is recommended to provide continuity for students finishing elementary school while also ensuring that Magnolia Elementary opens with a viable cohort.~~

- b. **Alternatives** Six scenarios were created and presented to community members at Spring 2017 community meetings. Based on community input and planned additions at Coe Elementary and Magnolia Elementary, Fall 2018 community meetings focused on three boundary scenarios.

Seattle Public Schools staff recommended Scenario C because it created capacity for additional middle school enrollment at Catharine Blaine K-8 while also relieving over enrollment at Lawton Elementary. Scenario D creates capacity for middle school enrollment at Catharine Blaine K-8 but provides less capacity relief for Lawton Elementary.

- c. **Research** District staff reviewed elementary and middle school enrollment, demographics and projections. District staff conducted extensive community engagement and incorporated community preferences. Attachment C shows enrollment and projections for the Magnolia neighborhood. Attachment D is the demographic analysis of impacted population. Attachment E is the community feedback from Fall 2018 engagement.

## 5. **FISCAL IMPACT/REVENUE SOURCE**

Due to the opening of Magnolia Elementary, the region will need 1-2 additional buses because there will be more tier 1 routes. The estimated cost, without fuel, is \$69,278.30-\$138,556.30 (this estimate doesn't include fuel or SpEd considerations). The transportation impact is the same for each boundary alternative.

Fiscal impact to this action will be \$69,278.30-\$138,556.30. It is expected that the state transportation funding will fund all or part of this increased cost.

Expenditure:  One-time  Annual  Multi-Year  N/A

Revenue:      One-time    Annual    Multi-Year    N/A

**6.     COMMUNITY ENGAGEMENT**

With guidance from the District’s Community Engagement tool, this action was determined to merit the following tier of community engagement:

Not applicable

Tier 1: Inform

Tier 2: Consult/Involve

Tier 3: Collaborate

Community engagement for the Magnolia attendance area boundary was a multi-year, iterative process that used community feedback to generate new boundary scenarios. Community meetings were held in 2017, which informed the boundary scenarios developed for Spring 2018 community meetings. Spring 2018 meetings shaped the three scenarios brought to the community in Fall 2018. Feedback from Fall 2018 community engagement was mixed, with some families prioritizing minimal disruption to Catharine Blaine K-8 and Lawton Elementary’s existing boundaries while other families hoped to maximize capacity relief for the two schools.

**7.     EQUITY ANALYSIS**

District staff reviewed the demographic characteristics of students impacted by potential changes as well as the demographic impact of boundary changes on the demographics of school populations. Attachment D shows the K-5 resident demographics of Lawton, Catharine Blaine K-8 and Magnolia for the final three proposed scenarios. The proposed Magnolia Elementary boundary has a slightly higher proportion of SpEd students and students of color than neighboring Lawton Elementary and Catharine Blaine K-8, but the proportion is very low compared to the district as a whole and the demographic differences between Magnolia, Lawton and Catharine Blaine K-8 are relatively small.

**8.     STUDENT BENEFIT**

This action will help reduce overcrowding at Lawton Elementary and Catharine Blaine K-8. Further, it will increase middle school capacity at Catharine Blaine K-8 which will ensure enough middle school capacity as the large elementary population advances. Grandfathering is recommended for students in grade 4 at Lawton and in grades 4-7 at Catharine Blaine K-8 and their siblings. This allows for continuity for students while also allowing Magnolia to open as a viable school from an enrollment standpoint. The recommendation to grandfather siblings as well keeps families together given the unique circumstance of a boundary change for a K-8 school.

**9.     WHY BOARD ACTION IS NECESSARY**

Amount of contract initial value or contract amendment exceeds \$250,000 (Policy No. 6220)

- Amount of grant exceeds \$250,000 in a single fiscal year (Policy No. 6114)
- Adopting, amending, or repealing a Board policy
- Formally accepting the completion of a public works project and closing out the contract
- Legal requirement for the School Board to take action on this matter
- Board Policy No. 3130, Student Assignment, provides the Board shall approve this item
- Other: \_\_\_\_\_

**10. POLICY IMPLICATION**

Board Policy No. 3130, Student Assignment, states that students shall have the opportunity to attend an elementary, middle or high school in a designated attendance area based upon home address, unless the school designated by a student’s home address does not have the appropriate services for the students’ needs, as determined by the District. Any changes to boundaries, geographic zones, or assignment rules subsequent to implementation of the Student Assignment Plan require Board action.

**11. BOARD COMMITTEE RECOMMENDATION**

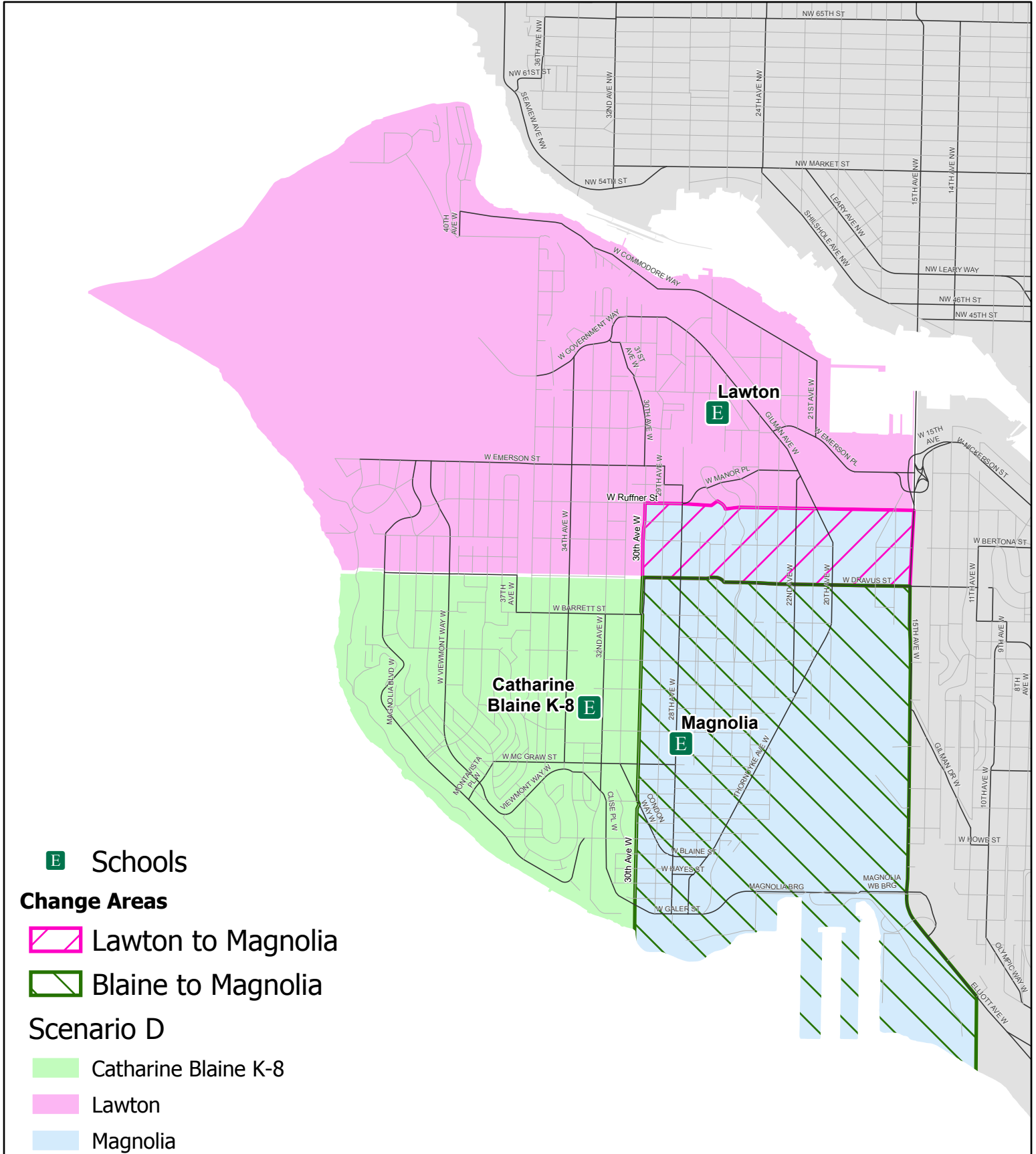
This motion was discussed at the Operations Committee meeting on December 6, 2018. The Committee reviewed the motion and recommended bringing Scenario D to the full Board for consideration on January 9, 2018.

**12. TIMELINE FOR IMPLEMENTATION**

Upon approval of this motion, the attached elementary attendance area boundaries will be implemented, beginning in the 2019-20 school year. The Student Assignment Transition Plan will be updated to reflect these changes.

**13. ATTACHMENTS**

- Attachment A: Recommended Magnolia attendance area map (for approval)
- Attachment B: Alternative boundary scenario maps (for reference)
- Attachment C: Magnolia neighborhood enrollment and projections (for reference)
- Attachment D: Demographic analysis of impacted population (for reference)
- Attachment E: Community Feedback from Fall 2018 Engagement, What We Heard (for reference)



The names on this map are not intended to reflect the official name of any school building. They are instead intended to ensure better public understanding based upon familiar reference, particularly in situations where program and school building names differ. This information has been compiled by SPS staff from a variety of sources and is subject to change without notice. SPS makes no representations or warranties, expressed or implied, as to accuracy, completeness, timeliness, or rights to the use of such information. SPS shall not be liable for any general, special, indirect, incidental, or consequential damages including, but not limited to, lost revenues or lost profits resulting from the use or misuse of the information contained on this map. Any sale of this map or information on this map is prohibited. MapFile: Magnolia\_2018

# 2018



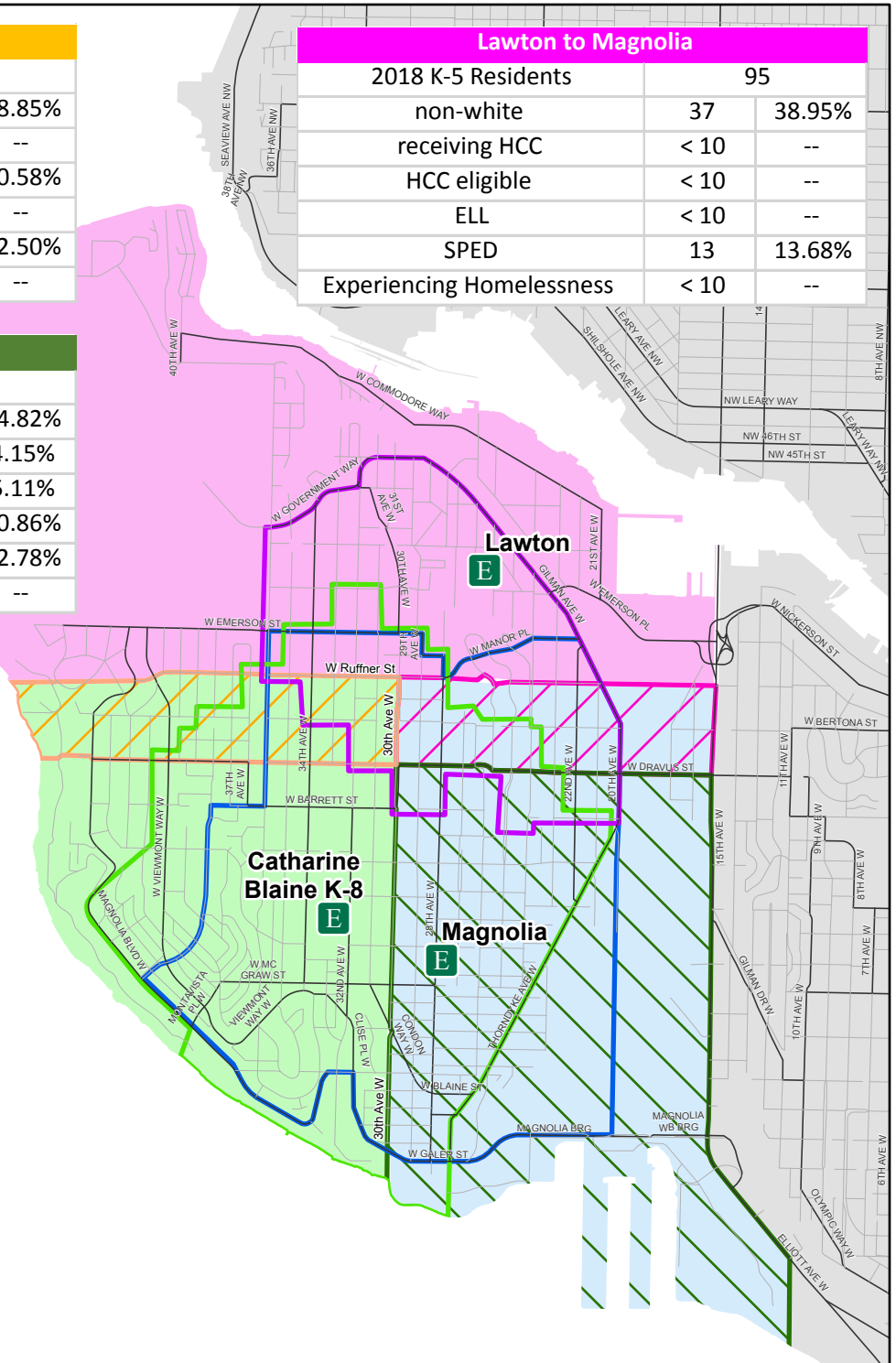
## Magnolia Elementary Scenario B, Attachment B

Last updated:  
12/3/2018

Lawton to Catharine Blaine K-8			
2018 K-5 Residents	104		
non-white	30	28.85%	
receiving HCC	< 10	--	
HCC eligible	11	10.58%	
ELL	< 10	--	
SPED	13	12.50%	
Experiencing Homelessness	< 10	--	

Lawton to Magnolia			
2018 K-5 Residents	95		
non-white	37	38.95%	
receiving HCC	< 10	--	
HCC eligible	< 10	--	
ELL	< 10	--	
SPED	13	13.68%	
Experiencing Homelessness	< 10	--	

Catharine Blaine K-8 to Magnolia			
2018 K-5 Residents	313		
non-white	109	34.82%	
receiving HCC	13	4.15%	
HCC eligible	16	5.11%	
ELL	34	10.86%	
SPED	40	12.78%	
Experiencing Homelessness	< 10	--	



**E** Schools

**Walk Zones**

- Lawton
- Magnolia
- Catherine Blaine K-8

**Change Areas**

- Lawton to Blaine
- Lawton to Magnolia
- Blaine to Magnolia

**Scenario B**

- Catharine Blaine K-8
- Lawton
- Magnolia

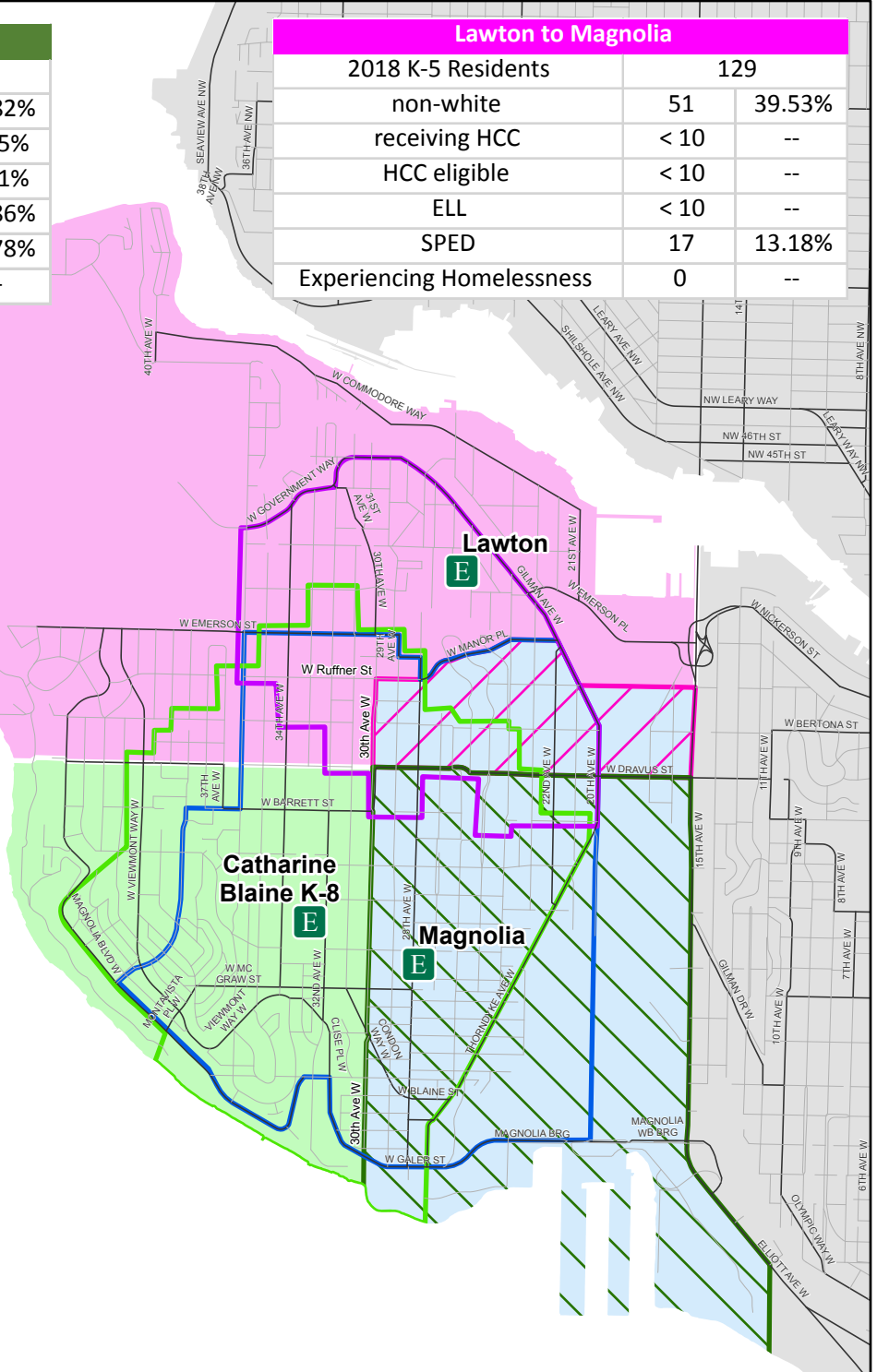
	Oct 2018 residents		K		1st		2nd		3rd		4th		5th		K-5						
	residents	at AA school	residents	at AA school	residents	at AA school	residents	at AA school	residents	at AA school	residents	at AA school	residents	at AA school	residents	at AA school					
Catharine Blaine K-8	61	53	86.9%	62	53	85.5%	66	57	86.4%	64	53	82.8%	78	64	82.1%	76	56	73.7%	407	336	82.6%
Lawton	67	57	85.1%	60	52	86.7%	65	51	78.5%	52	44	84.6%	60	43	71.7%	46	34	73.9%	350	281	80.3%
Magnolia	73	65	89.0%	81	67	82.7%	67	56	83.6%	73	58	79.5%	55	45	81.8%	59	43	72.9%	408	334	81.9%

The names on this map are not intended to reflect the official name of any school building. They are instead intended to ensure better public understanding based upon familiar reference, particularly in situations where program and school building names differ. This information has been compiled by SPS staff from a variety of sources and is subject to change without notice. SPS makes no representations or warranties, expressed or implied, as to accuracy, completeness, timeliness, or rights to the use of such information. SPS shall not be liable for any general, special, indirect, incidental, or consequential damages including, but not limited to, lost revenues or lost profits resulting from the use or misuse of the information contained on this map. Any sale of this map or information on this map is prohibited. MapFile: Magnolia\_2018

Catharine Blaine K-8 to Magnolia		
2018 K-5 Residents	313	
non-white	109	34.82%
receiving HCC	13	4.15%
HCC eligible	16	5.11%
ELL	34	10.86%
SPED	40	12.78%
Experiencing Homelessness	< 10	--

Lawton to Magnolia		
2018 K-5 Residents	129	
non-white	51	39.53%
receiving HCC	< 10	--
HCC eligible	< 10	--
ELL	< 10	--
SPED	17	13.18%
Experiencing Homelessness	0	--

- E Schools
- Walk Zones**
- Lawton
- Magnolia
- Catherine Blaine K-8
- Change Areas**
- Lawton to Magnolia
- Blaine to Magnolia
- Scenario C**
- Catharine Blaine K-8
- Lawton
- Magnolia



Oct 2018 residents	K		1st		2nd		3rd		4th		5th		K-5	
	residents	at AA school	residents	at AA school	residents	at AA school	residents	at AA school	residents	at AA school	residents	at AA school	residents	at AA school
Catharine Blaine K-8	50	45 90.0%	43	36 83.7%	47	44 93.6%	52	44 84.6%	57	48 84.2%	54	43 79.6%	303	260 85.8%
Lawton	68	58 85.3%	75	66 88.0%	75	55 73.3%	63	52 82.5%	75	57 76.0%	64	44 68.8%	420	332 79.0%
Magnolia	83	72 86.7%	85	70 82.4%	76	65 85.5%	74	59 79.7%	61	47 77.0%	63	46 73.0%	442	359 81.2%

The names on this map are not intended to reflect the official name of any school building. They are instead intended to ensure better public understanding based upon familiar reference, particularly in situations where program and school building names differ. This information has been compiled by SPS staff from a variety of sources and is subject to change without notice. SPS makes no representations or warranties, expressed or implied, as to accuracy, completeness, timeliness, or rights to the use of such information. SPS shall not be liable for any general, special, indirect, incidental, or consequential damages including, but not limited to, lost revenues or lost profits resulting from the use or misuse of the information contained on this map. Any sale of this map or information on this map is prohibited. MapFile: Magnolia\_2018

Catharine Blaine K-8 to Magnolia		
2018 K-5 Residents	313	
non-white	109	34.82%
receiving HCC	13	4.15%
HCC eligible	16	5.11%
ELL	34	10.86%
SPED	40	12.78%
Experiencing Homelessness	< 10	--

Lawton to Magnolia		
2018 K-5 Residents	95	
non-white	37	38.95%
receiving HCC	< 10	--
HCC eligible	< 10	--
ELL	< 10	--
SPED	13	13.68%
Experiencing Homelessness	0	--

- E** Schools
- Walk Zones**

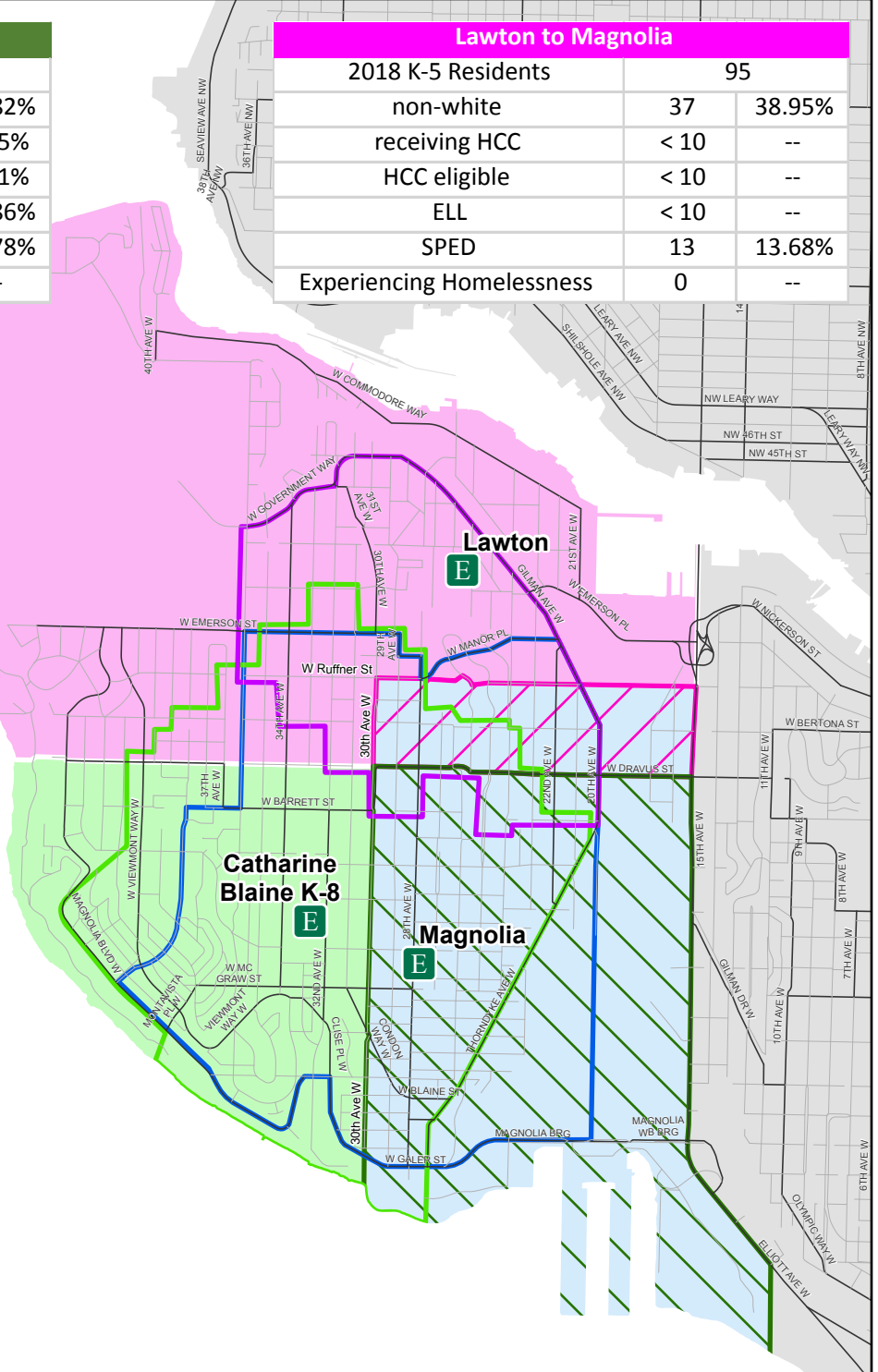
  - Lawton
  - Magnolia
  - Catherine Blaine K-8

- Change Areas**

  - Lawton to Magnolia
  - Blaine to Magnolia

- Scenario D**

  - Catharine Blaine K-8
  - Lawton
  - Magnolia



Oct 2018 residents	K		1st		2nd		3rd		4th		5th		K-5								
	residents	at AA school	residents	at AA school	residents	at AA school	residents	at AA school	residents	at AA school	residents	at AA school	residents	at AA school							
Catharine Blaine K-8	50	45	90.0%	43	36	83.7%	47	44	93.6%	52	44	84.6%	57	48	84.2%	54	43	79.6%	303	260	85.8%
Lawton	78	65	83.3%	79	69	87.3%	84	64	76.2%	64	53	82.8%	81	59	72.8%	68	47	69.1%	454	357	78.6%
Magnolia	73	65	89.0%	81	67	82.7%	67	56	83.6%	73	58	79.5%	55	45	81.8%	59	43	72.9%	408	334	81.9%

The names on this map are not intended to reflect the official name of any school building. They are instead intended to ensure better public understanding based upon familiar reference, particularly in situations where program and school building names differ. This information has been compiled by SPS staff from a variety of sources and is subject to change without notice. SPS makes no representations or warranties, expressed or implied, as to accuracy, completeness, timeliness, or rights to the use of such information. SPS shall not be liable for any general, special, indirect, incidental, or consequential damages including, but not limited to, lost revenues or lost profits resulting from the use or misuse of the information contained on this map. Any sale of this map or information on this map is prohibited. MapFile: Magnolia\_2018



# SCHOOL BOARD ACTION REPORT – ATTACHMENT C



## Enrollment data and projections for impacted schools

### Impacted Schools

School	2018-19 Enrollment	Right-Size Capacity	Operational Capacity*
Catharine Blaine K-8	759 (547 in K-5)	595	779
Lawton	473	396	498
Magnolia**	N/A	460	460

\*Operational Capacity includes portables and repurposed classrooms. Catharine Blaine K-8 has 7 portable classrooms.

\*\*Magnolia will add 6 classrooms by Winter 2020, increasing capacity by 132 students

### Projections for impacted schools with no Magnolia

Without Magnolia, capacity pressure at Catharine Blaine K-8 and Magnolia will increase.

School	2019-20	2020-21	2021-22	2022-23	2023-24
Blaine K-5	575	593	611	630	649
Blaine 6-8	237	236	235	235	235
Lawton	508	550	587	619	647
Magnolia	0	0	0	0	0

### Projections for impacted schools with proposed boundary scenario D.

This boundary scenario minimizes disruption for Lawton Elementary while also creating space at Catharine Blaine K-8 for middle school choice enrollment. Lawton Elementary may continue to face capacity challenges. Projections below assume grandfathering of rising 5<sup>th</sup> graders at Lawton and Catherine Blaine.

School	2019-20	2020-21	2021-22	2022-23	2023-24
Blaine K-5	321	278	284	295	311
Blaine 6-8	246	253	260	260	260
Lawton	439	463	497	518	543
Magnolia	323	402	417	436	442

\*These projections do not include the updated recommendation to grandfather siblings of rising 5<sup>th</sup> graders at Lawton and Blaine and rising 5-7<sup>th</sup> graders at Blaine. This would be an additional 52 students across both schools.



## **SCHOOL BOARD ACTION REPORT – ATTACHMENT D**

### Demographic analysis: Impacted students and schools

<b>Lawton: 2018-19 resident demographics</b>		
<b>2018 K-5 Residents</b>	<b>549</b>	<b>--</b>
Total non-white	171	31.1%
White	378	68.9%
HCC eligible	42	7.7%
ELL	33	6.0%
SPED	67	12.2%
Experiencing Homelessness	< 10	--

<b>Catharine Blaine K-8: 2018-19 resident demographics</b>		
<b>2018 K-5 Residents</b>	<b>616</b>	<b>--</b>
Total non-white	173	28.1%
White	443	71.9%
HCC eligible	42	6.8%
ELL	39	6.3%
SPED	71	11.5%
Experiencing Homelessness	< 10	--

### Boundary Proposal: Resident Demographics

Under the proposed boundary scenario, Magnolia’s attendance area has a higher proportion of students of color and SpEd student. However, the proportion is low compared to the district as a whole and the demographic differences between the schools are small.

#### Resident demographics for the proposed scenario

<b>Lawton: Proposed Scenario D</b>		
<b>2018 K-5 Residents</b>	<b>454</b>	<b>--</b>
Total non-white	134	29.5%
White	320	70.5%
HCC eligible	36	7.9%
ELL	28	6.2%
SPED	54	11.9%
Experiencing Homelessness	< 10	--

<b>Catharine Blaine K-8: Proposed Scenario D</b>		
<b>2018 K-5 Residents</b>	<b>303</b>	<b>--</b>
Total non-white	64	21.1%
White	239	78.9%
HCC eligible	26	8.6%
ELL	< 10	--
SPED	31	10.2%
Experiencing Homelessness	< 10	--

<b>Magnolia: Proposed Scenario D</b>		
<b>2018 K-5 Residents</b>	<b>408</b>	
Total non-white	146	35.8%
White	262	64.2%
HCC eligible	22	5.4%
ELL	39	9.6%
SPED	53	13.0%
Experiencing Homelessness	< 10	--

Resident demographics for alternate scenarios

<b>Lawton: Scenario B</b>		
<b>2018 K-5 Residents</b>	<b>350</b>	<b>--</b>
Total non-white	104	29.7%
White	246	70.3%
HCC eligible	25	7.1%
ELL	23	6.6%
SPED	41	11.7%
Experiencing Homelessness	< 10	--

<b>Catharine Blaine K-8: Scenario B</b>		
<b>2018 K-5 Residents</b>	<b>407</b>	<b>--</b>
Total non-white	94	23.1%
White	313	76.9%
HCC eligible	37	9.1%
ELL	10	2.5%
SPED	44	10.8%

Experiencing Homelessness	< 10	--
---------------------------	------	----

<b>Magnolia: Scenario B</b>		
<b>2018 K-5 Residents</b>	<b>408</b>	
Total non-white	146	35.8%
White	262	64.2%
HCC eligible	22	5.4%
ELL	39	9.6%
SPED	53	13.0%
Experiencing Homelessness	< 10	--

<b>Lawton: Scenario C</b>		
<b>2018 K-5 Residents</b>	<b>420</b>	<b>--</b>
Total non-white	120	28.6%
White	300	71.4%
HCC eligible	33	7.9%
ELL	24	5.7%
SPED	50	11.9%
Experiencing Homelessness	< 10	--

<b>Catharine Blaine K-8: Scenario C</b>		
<b>2018 K-5 Residents</b>	<b>303</b>	<b>--</b>
Total non-white	64	21.1%
White	239	78.9%
HCC eligible	26	8.6%
ELL	< 10	--
SPED	31	10.2%
Experiencing Homelessness	< 10	--

<b>Magnolia: Scenario C</b>		
<b>2018 K-5 Residents</b>	<b>442</b>	
Total non-white	160	36.2%
White	282	63.8%
HCC eligible	25	5.7%
ELL	43	9.7%

SPED	57	12.9%
Experiencing Homelessness	< 10	--



## **SCHOOL BOARD ACTION REPORT – ATTACHMENT E**

### **Magnolia Elementary Boundary Changes, Fall 2018 Community Engagement**

- Oct. 25, 2018 Meeting at Lawton Elementary
- Nov. 1, 2018 Meeting at Catherine Blaine K-8

Enrollment Planning hosted two community meetings in Fall 2018 to share information on Magnolia boundary scenarios, answer questions and collect community feedback.

Approximately 50 people attended each meeting.

#### **What we heard:**

- Some families would like to minimize the number of families impacted by boundary changes while others would like to prioritize capacity relief for Lawton and Catharine Blaine K-8.
- Community members expressed concern that growing elementary enrollment would lead to middle school capacity problems.
- Some parents are concerned about potential culture changes at Catharine Blaine K-8 if middle school enrollment increases.
- Attendees pointed out that increased middle school seat availability at Catharine Blaine K-8 doesn't guarantee that families will apply for those seats.
- Families expressed preference for a dedicated 6-8 middle school in the Magnolia neighborhood or for Magnolia Elementary School or Catharine Blaine K-8 to transition to a 6-8 middle school.
- Parents would like to have the option of sibling grandfathering so families with siblings stay at one school.
- Some Lawton families are concerned that Scenario B disrupts the community by splitting current Lawton residents between two schools.
- Some community members are concerned that boundary scenarios, especially Scenario C, assign a disproportionate amount of multi-family and rental housing to the new Magnolia attendance area.
- Families in the new Magnolia boundaries expressed a desire for before and after care, Advanced Learning and PTA involvement at the new school.