



Seattle Public Schools



Photos by Susie Fitzhugh

2017-18 Growth Boundaries

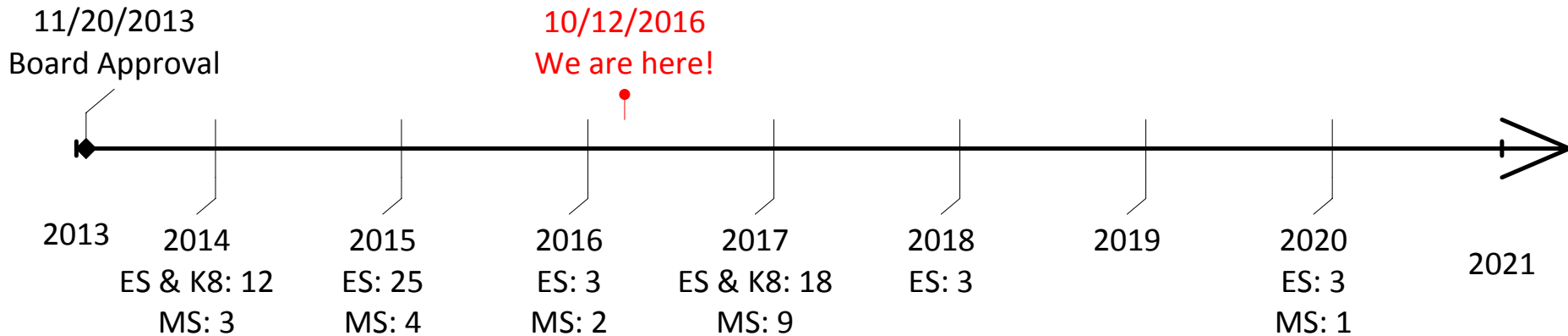
Board Introduction – October 12, 2016

Ashley Davies, Flip Herndon

2013 Growth Boundary Project

- In November 2013, the School Board approved boundary changes for many elementary and middle schools.
- The approved boundary changes are being implemented each year between 2014-15 and 2020-21 to correspond with enrollment growth and levy-funded construction.

Growth Boundaries Implementation Timeline



2017-18 Capacity Changes

- Continued enrollment growth
- Opening three new attendance area schools:
 - Cedar Park Elementary School
 - Robert Eagle Staff Middle School
 - Meany Middle School
- Capacity doubles at Olympic Hills Elementary School
- Further *McCleary* class size reductions

2017-18 Implementation Process

- Nov. 2013: School Board approved plan
- Jan. 2016: data review (of the 2017-18 changes) began
- Apr. 2016: community meetings held to gather feedback
- Summer 2016: district staff (and school leaders) reviewed community feedback and latest enrollment/capacity data
- Sep. 2016: district staff proposed amendments for the Board's consideration
- Sep./Oct. 2016: community meetings held to share information about upcoming changes
- Nov. 2016: School Board takes action on proposed amendments to 2013 approved plan

Community Meetings

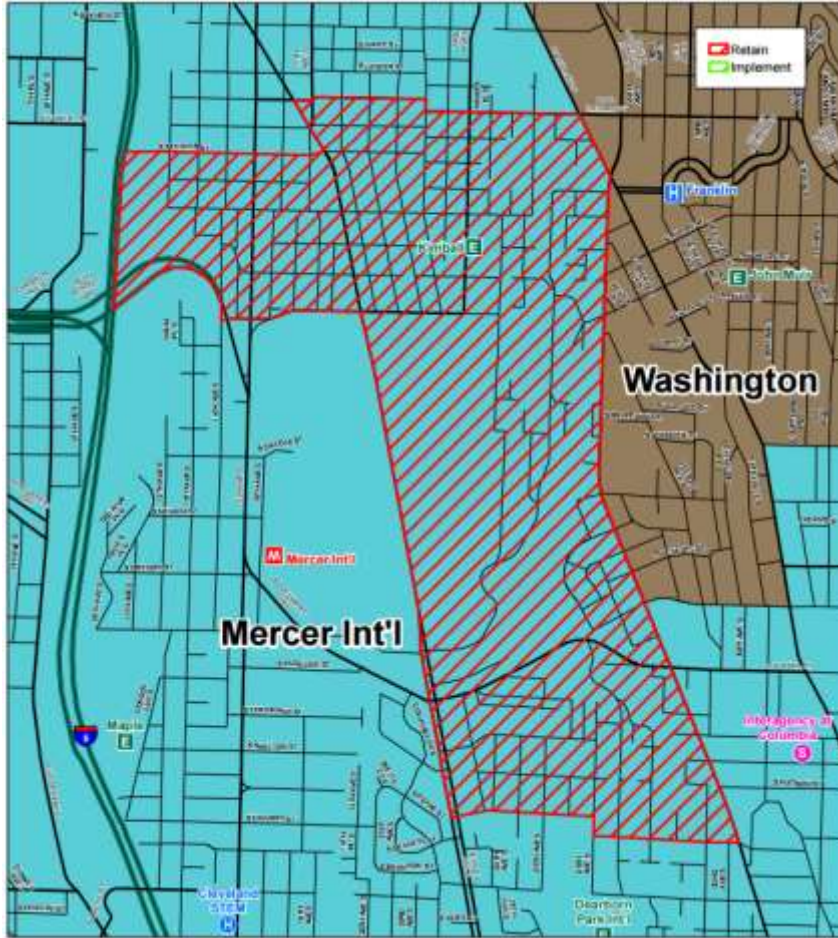
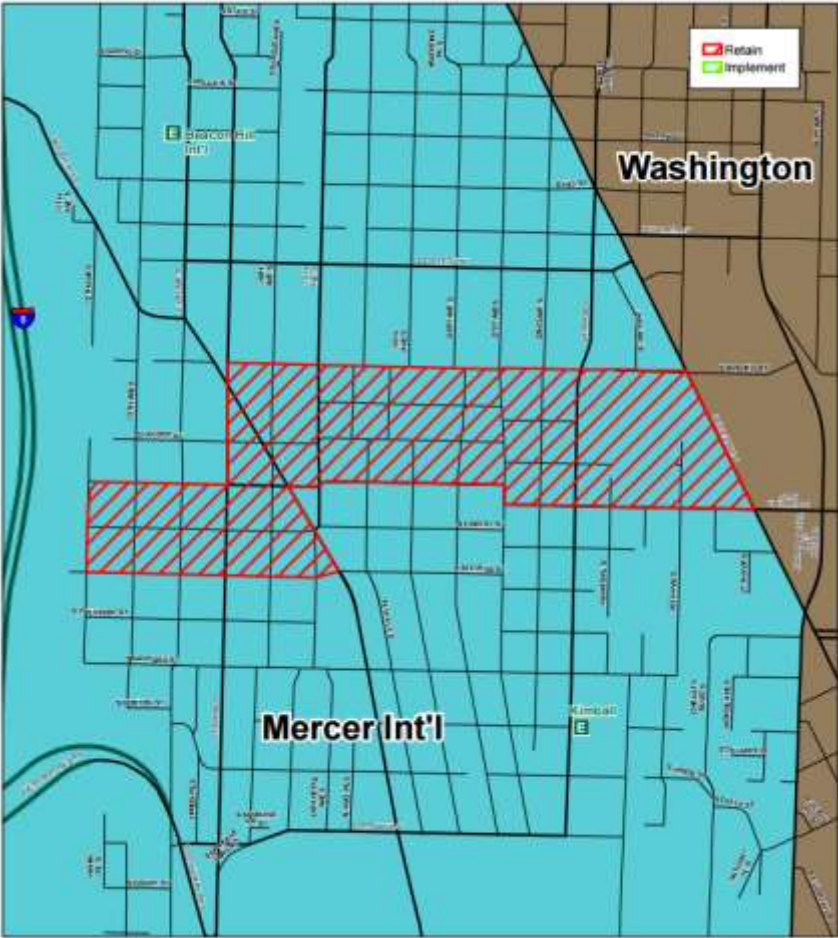
- Mon., Apr. 4, Ballard HS
- Thurs., Apr. 21, JSCEE
- Tues., Apr. 26, Roosevelt HS
- Thurs., Sep. 22, Eckstein MS
- Tues., Sep. 27, Hamilton Intl MS
- Thurs., Sep. 29, Mercer Intl MS
- Mon., Oct. 3, Viewlands ES
- Tues., Oct. 11, Denny Intl MS

Additionally, several school communities hosted their own meetings to review the changes and discuss their feedback

Staff Recommended Amendments

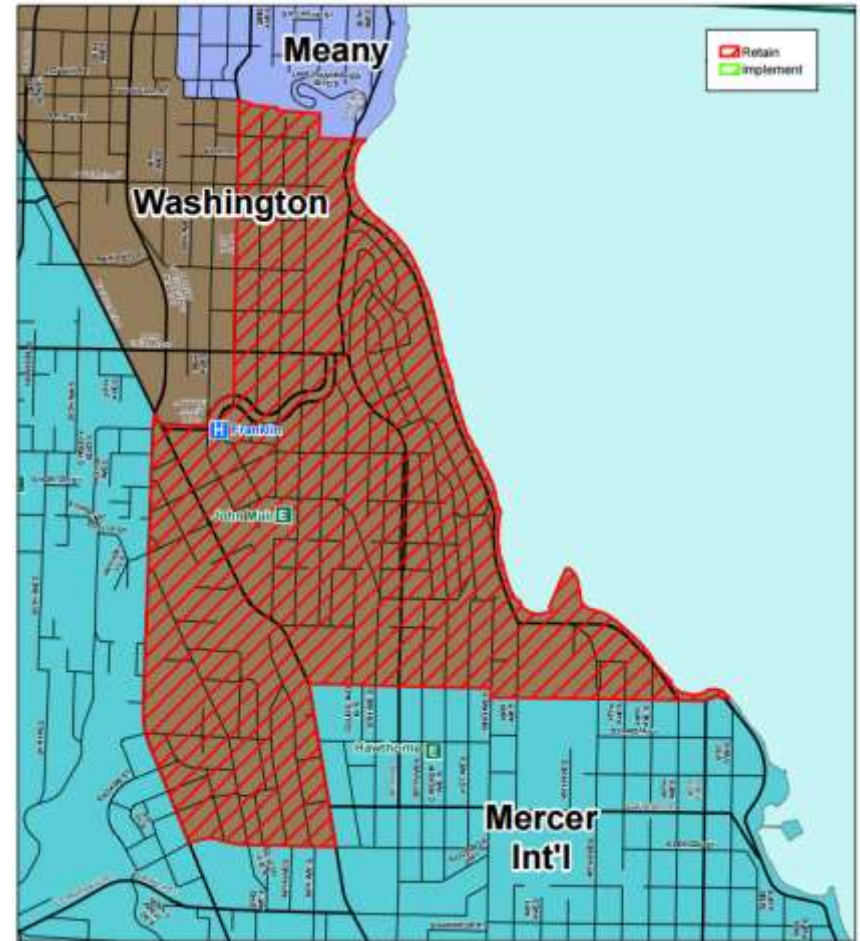
- Retain Kimball ES AA in Mercer Intl MS AA (Area 13 and Area 131)
- Retain John Muir ES AA in Washington MS AA (Area 82)
- Retain Area 20 in Bryant
- Retain Area 25 in B. F. Day
- Retain Area 103 and Area 104 in Sand Point

Kimball - Retain in Mercer Feeder

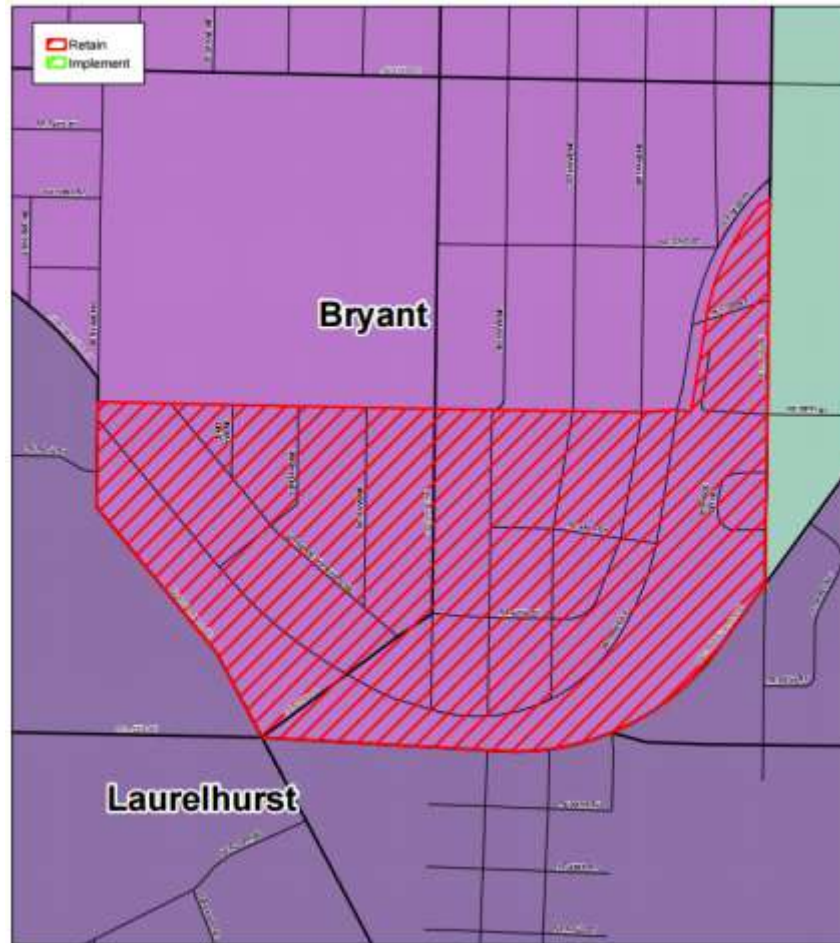


John Muir – Retain in Washington Feeder

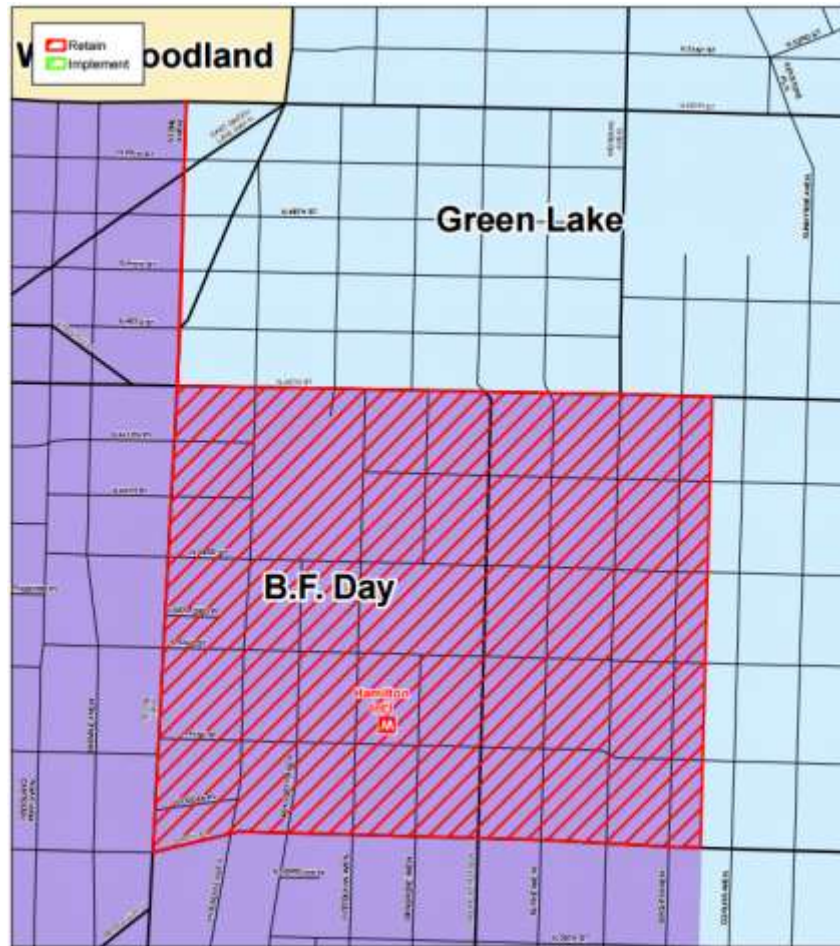
- Does not alter John Muir boundary



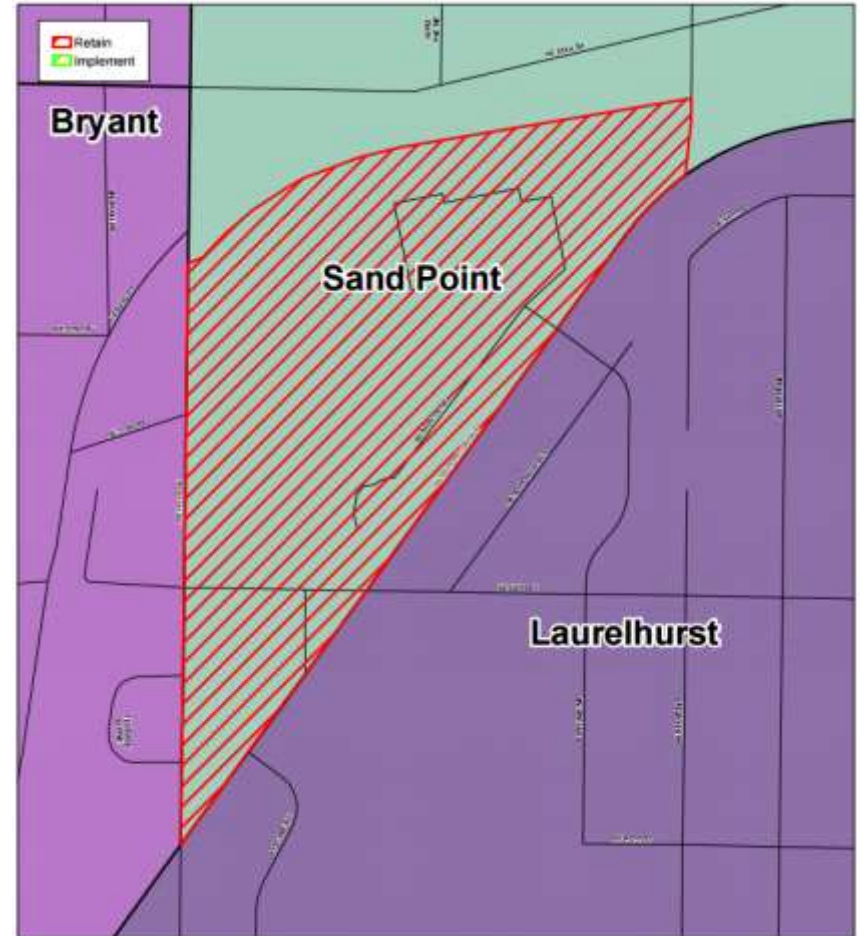
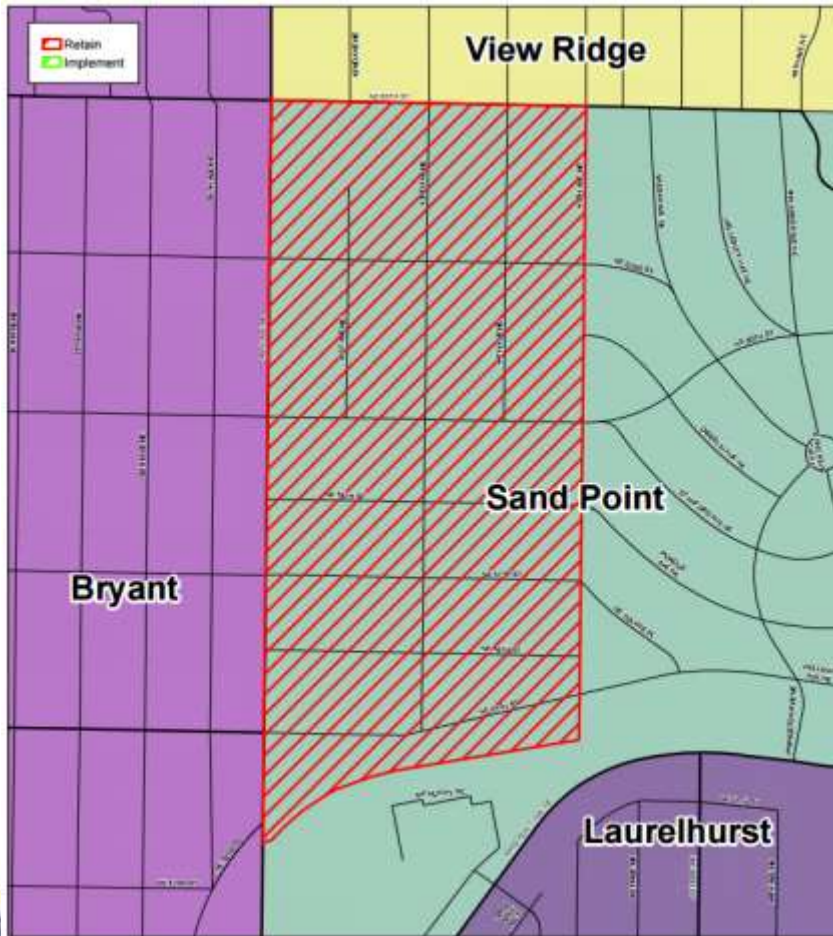
Bryant - Retain Area 20



B. F. Day – Retain Area 25



Sand Point – Retain Areas 103 & 104



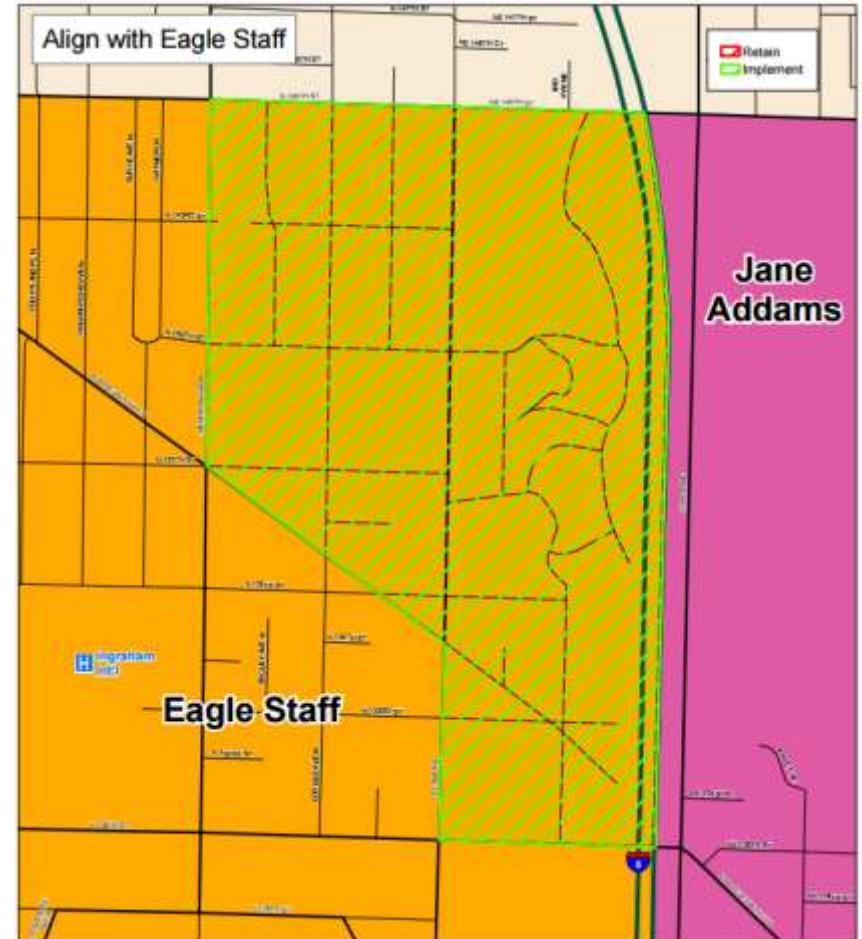
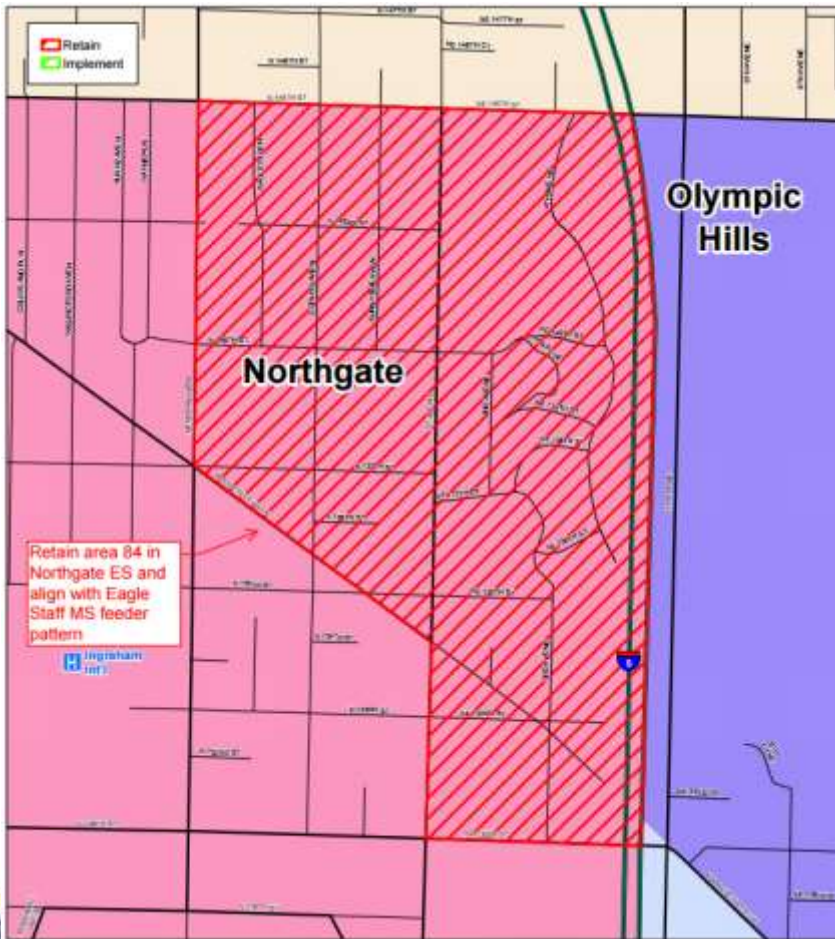
Staff Recommended Amendments

- Retain Area 11 in Daniel Bagley ES AA and align with Robert Eagle Staff MS AA and feeder pattern
- Retain Area 84 in Northgate ES AA and align with Robert Eagle Staff MS AA and feeder pattern

Daniel Bagley – Retain Area 11



Northgate - Retain Area 84

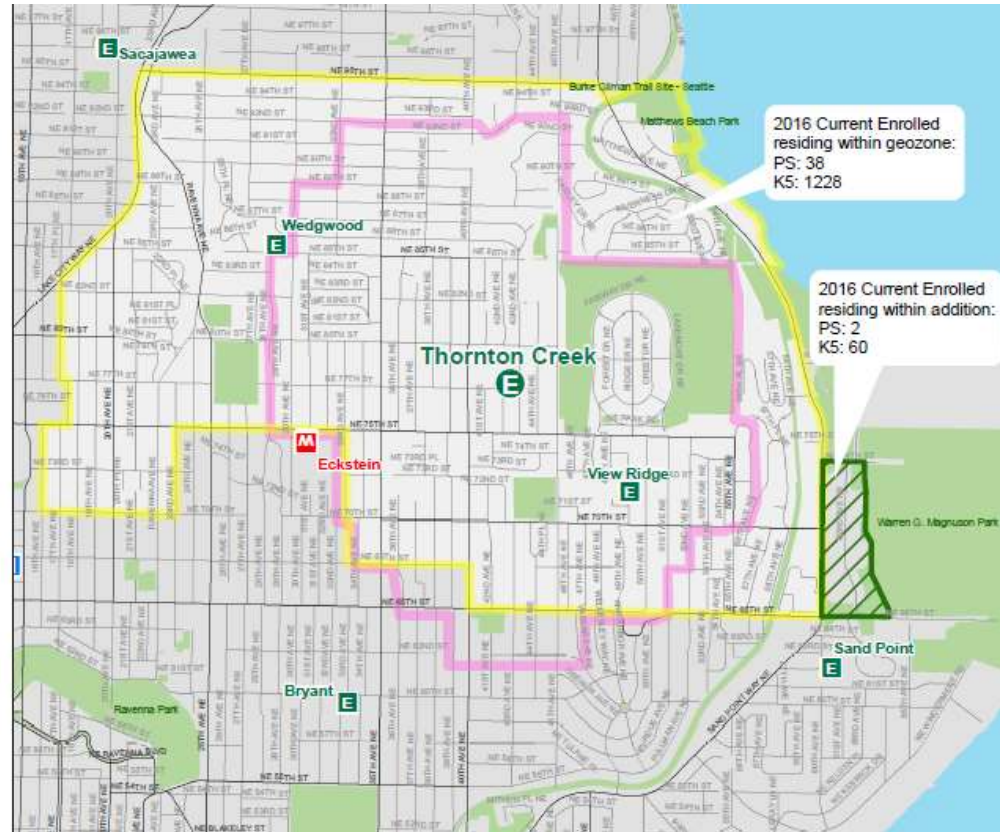


Staff Recommended Amendments

- Expand Thornton Creek GeoZone
- Restore Sanislo into Denny/Chief Sealth feeder pattern
- Retain part of Area 95 in John Rogers

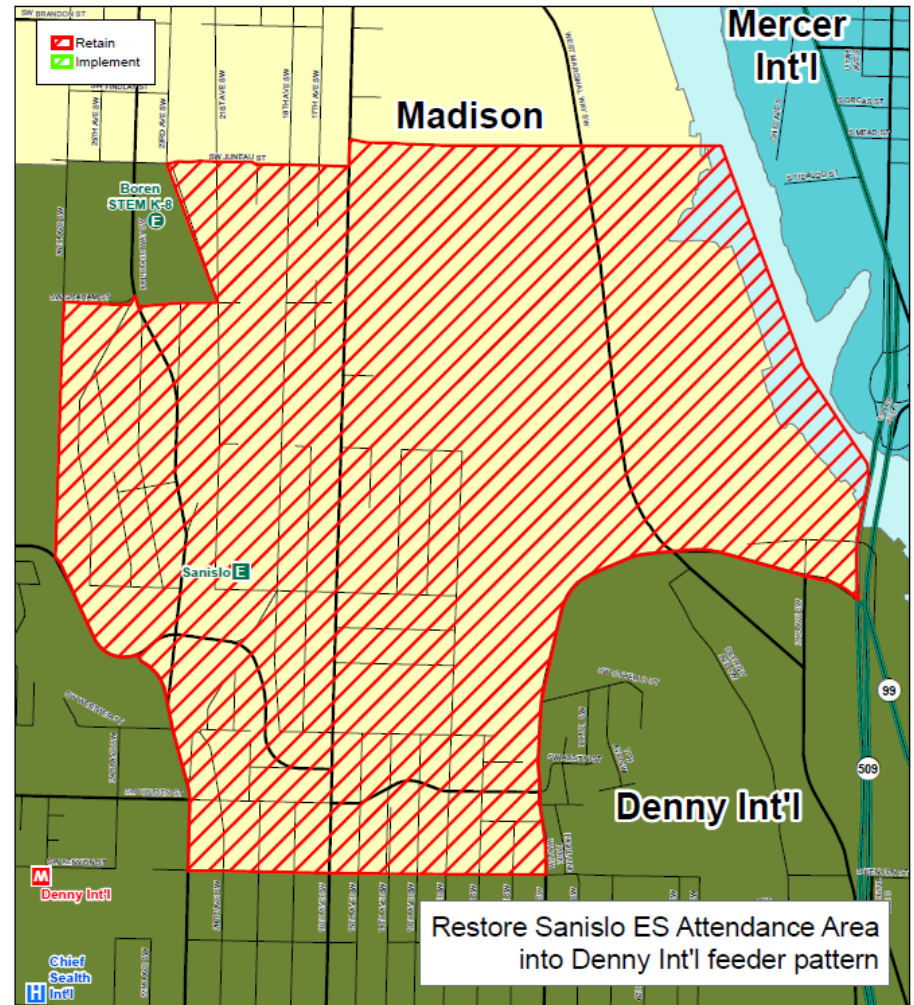
Thornton Creek

- Expand eastern boundary of Thornton Creek GeoZone (to include Sportsfield Dr NE between NE 65th St and NE 74th St)



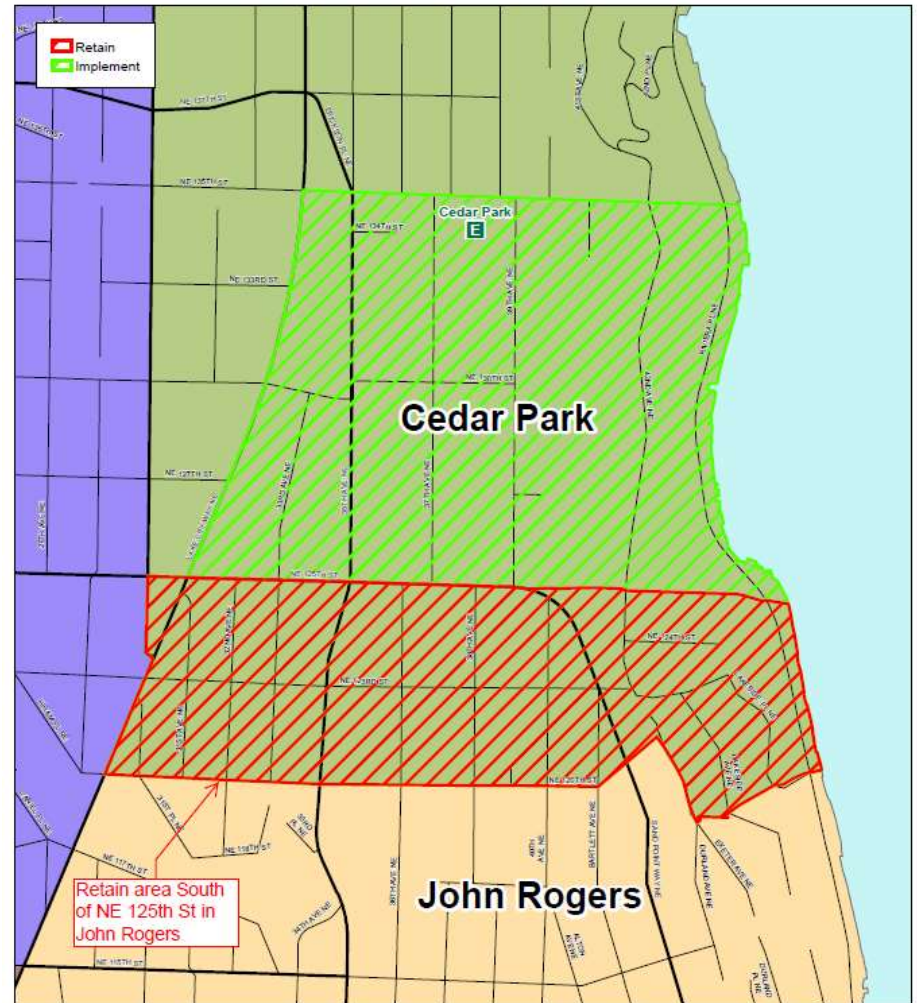
Sanislo, Denny, Chief Sealth Intl

- Restore Sanislo ES AA into Denny Intl MS AA and feeder pattern
- Also align to Chief Sealth Intl HS
- Does not alter Sanislo boundary



Cedar Park

- Retain area south of NE 125th St in John Rogers ES AA



Grandfathering

Recommendations Rationale

- Per past Board direction, grandfathering recommendations to be reviewed prior to implementation
- Relieve overcrowding at existing schools
 - Balance capacity across the district
- Open comprehensive new schools
 - Ensure viable student populations
- Accommodate future enrollment growth
- Reduce use of portables, per Board direction

Elementary Schools Grandfathering Recommendations

Area ID	FROM SCHOOL	TO SCHOOL	Total # of Students Impacted	Enrollment as of 9/19/2016	School Capacity (2017-18)*	Current # Rooms in Portables**	Grandfathering Recommendation
18	Broadview-Thomson	Viewlands	29	394	406	0	No Grandfathering
90	Olympic View	Olympic Hills	138	479	458	2	No Grandfathering
93	Olympic View	Sacajawea	98	479	458	2	4th & 5th Grade only
88	Olympic Hills	Cedar Park	154	351	580	0	No Grandfathering
95	John Rogers	Cedar Park	105	366	340	5	No Grandfathering
101	Sacajawea	Olympic Hills	57	249	217	5	No Grandfathering
117	Viewlands	Olympic View	120	380	403	10	4th & 5th Grade only
119	View Ridge	Bryant	<10	572	528	7	All Grades
120	View Ridge	John Rogers	10	572	528	7	All Grades
41	Green Lake	Bryant	32	420	319	2	No Grandfathering
44	Green Lake	Wedgwood	39	420	319	2	No Grandfathering
122	Wedgwood	John Rogers	16	479	434	6	All Grades
124	West Woodland	Daniel Bagley	37	546	491	6	No Grandfathering
126	West Woodland	Whittier	23	546	491	6	No Grandfathering
128	Whittier	Viewlands	<10	477	434	0	No Grandfathering

*The anticipated 2017-18 FROM school capacity assumes continued reduction in class sizes in line with McCleary. Capacity includes use of portables.

**Portable counts are for schools in FROM column and have been updated to only include the count of classrooms in portables. Many schools have additional portables being used for other purposes.

Middle Schools- No Grandfathering

Area ID	FROM SCHOOL	TO SCHOOL	Total # of Students Impacted	Enrollment as of 9/19/2016	School Capacity (2017-18)*	Current # Classrooms in Portables**
45	Eckstein	Hamilton	24	979	1060	6
91	Eckstein	Eagle Staff	28	979	1060	6
124	Hamilton	Eagle Staff	<10	1198	985	0
126	Hamilton	Whitman	<10	1198	985	0
92	Jane Addams	Eagle Staff	<10	929	988	2
66	McClure	Meany	43	553	632	2
40	Washington	Meany	15	1089	874	14
64	Washington	Meany	95	1089	874	14
65	Washington	Meany	34	1089	874	14
68	Washington	Meany	41	1089	874	14
70	Washington	Meany	67	1089	874	14
75	Washington	Meany	<10	1089	874	14
78	Washington	Meany	47	1089	874	14
109	Washington	Meany	57	1089	874	14
10	Whitman	Eagle Staff	45	853	1138	8
16	Whitman	Eagle Staff	45	853	1138	8
47	Whitman	Eagle Staff	53	853	1138	8
83	Whitman	Eagle Staff	46	853	1138	8
117	Whitman	Eagle Staff	39	853	1138	8



*The anticipated 2017-18 FROM school capacity assumes continued reduction in class sizes in line with McCleary. Capacity includes use of portables.

**Portable counts are for schools in FROM column and have been updated to only include the count of classrooms in portables. Many schools have additional portables being used for other purposes.

Next Steps

- District is continuing to review the feedback received, some of which includes but is not limited to:
 - Expand grandfathering recommendations
 - Review impacts of particular change areas
 - Review Cedar Park boundary plan
 - Align HCC planning with boundary recommendations
- Staff will work with the Board to share any planned amendments with the community prior to Board Action on the Growth Boundaries BAR



Seattle Public Schools: Every Student. Every Classroom. Every Day.

