



Sexual Assault and Harassment Prevention, Response & Policy

Tuesday, May 19, 2015

Seattle Public Schools is committed to making its online information accessible and usable to all people, regardless of ability or technology. Meeting web accessibility guidelines and standards is an ongoing process that we are consistently working to improve.

While Seattle Public Schools endeavors to only post documents optimized for accessibility, due to the nature and complexity of some documents, an accessible version of the document may not be available. In these limited circumstances, the District will provide equally effective alternate access.

For questions and more information about this document, please contact the following:

Title IX Coordinator
Title IX
Title.ix@seattleschools.org

Survey summary for sexual assault and harassment prevention, response and policy.

Sexual Assault and Harassment Prevention, Response & Policy

Tuesday, May 19, 2015

230

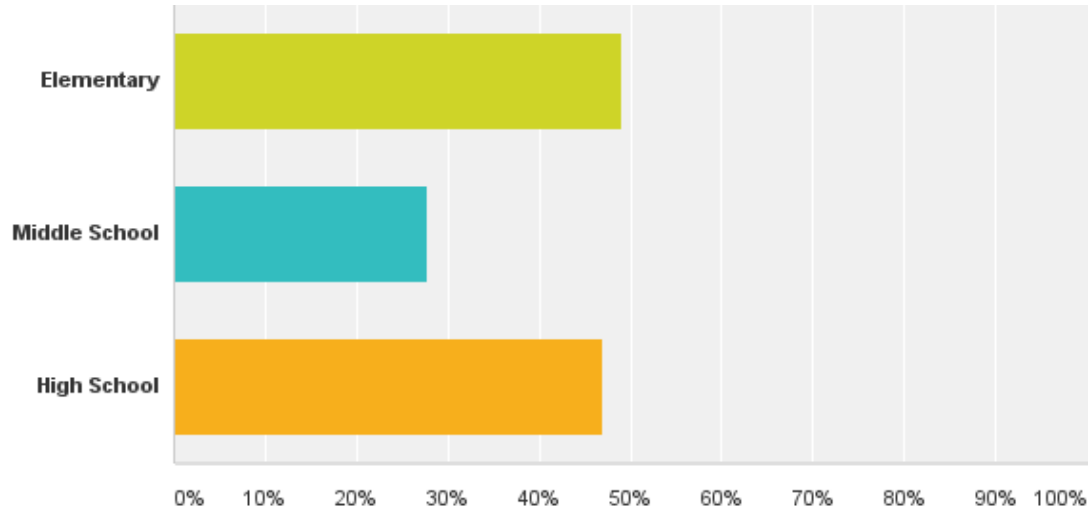
Total Responses

Date Created: Tuesday, April 07, 2015

Complete Responses: 159

Q1: What grade level(s) do you work with?

Answered: 230 Skipped: 0



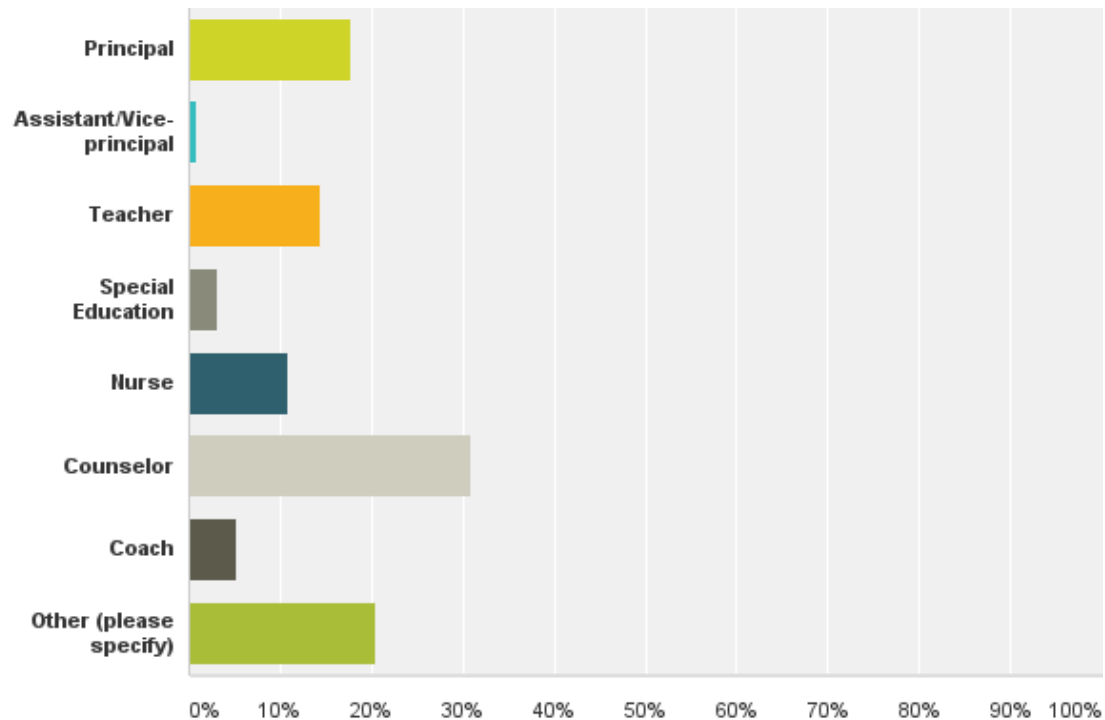
Q1: What grade level(s) do you work with?

Answered: 230 Skipped: 0

Answer Choices	Responses	
Elementary	49.13%	113
Middle School	27.83%	64
High School	46.96%	108
Total Respondents: 230		

Q2: What is your role at the school?

Answered: 230 Skipped: 0



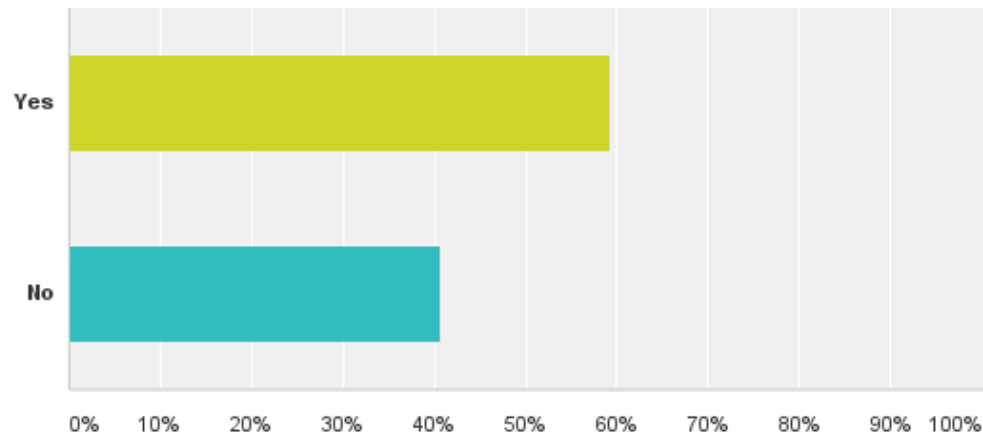
Q2: What is your role at the school?

Answered: 230 Skipped: 0

Answer Choices	Responses
Principal	17.83% 41
Assistant/Vice-principal	0.87% 2
Teacher	14.35% 33
Special Education	3.04% 7
Nurse	10.87% 25
Counselor	30.87% 71
Coach	5.22% 12
Other (please specify)	20.43% 47
Total Respondents: 230	

Q3: Do you teach curriculum to students that addresses violence prevention, sexual health, or social-emotional skill development?

Answered: 224 Skipped: 6



Q3: Do you teach curriculum to students that addresses violence prevention, sexual health, or social-emotional skill development?

Answered: 224 Skipped: 6

Answer Choices	Responses
Yes	59.38% 133
No	40.63% 91
Total	224

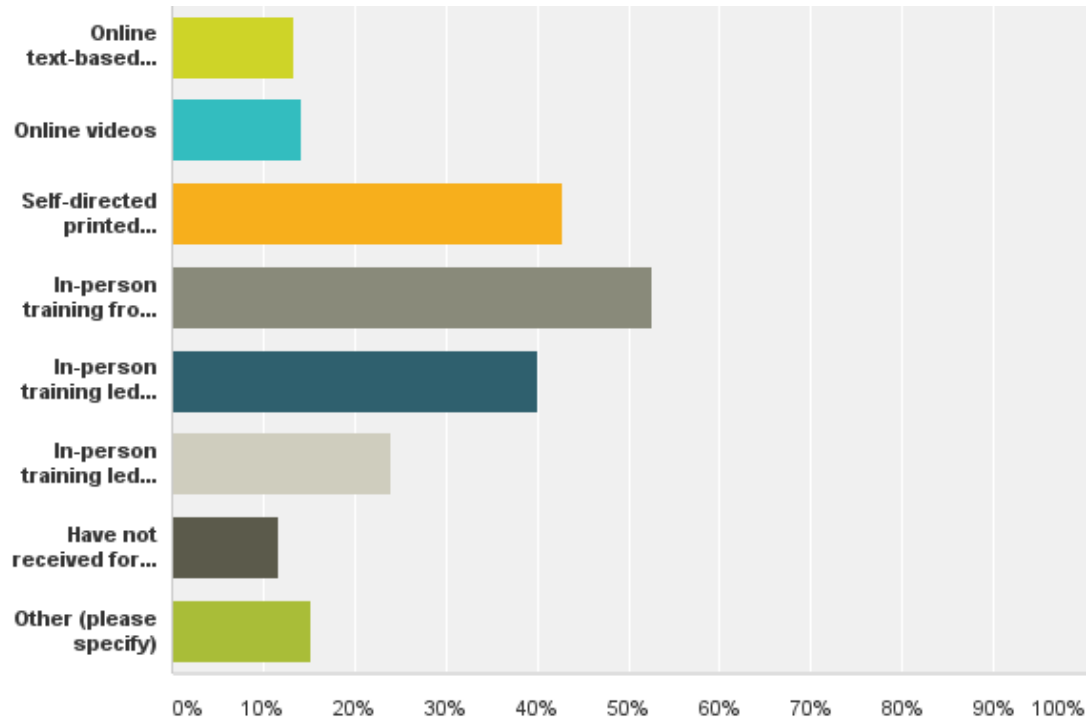
Q4: What curriculum do you teach (check all that apply)?

Answered: 128 Skipped: 102

Answer Choices	Responses	
FLASH	64.06%	82
Safe Dates	0.00%	0
Fourth R	0.00%	0
Olweus	0.78%	1
Second Step	47.66%	61
Steps to Respect	30.47%	39
Talking about Touching	11.72%	15
Let's Get Real	2.34%	3
Mentors in Violence Prevention (MVP)	0.78%	1
Coaching Boys into Men	0.78%	1
Men Can Stop Rape	0.00%	0
Expect Respect	1.56%	2
Love is Not Abuse	1.56%	2
Where We Live (for Parents)	0.00%	0
We Can Stop Abuse (for Persons with Developmental Disabilities)	0.00%	0
Other Social/Emotional Curriculum (If yes, list in number 5)	41.41%	53
Other Violence Prevention Curriculum (If yes, list in number 5)	7.81%	10
Other Sexual Health Curriculum (If yes, list in number 5)	9.38%	12
Total Respondents: 128		

Q7: What kind of formal training have you had to teach the curriculum above?

Answered: 112 Skipped: 118



Q7: What kind of formal training have you had to teach the curriculum above?

Answered: 112 Skipped: 118

Answer Choices	Responses	
Online text-based modules	13.39%	15
Online videos	14.29%	16
Self-directed printed material	42.86%	48
In-person training from SPS district health educator	52.68%	59
In-person training led by an outside expert	40.18%	45
In-person training led by a trained peer	24.11%	27
Have not received formal training	11.61%	13
Other (please specify)	15.18%	17
Total Respondents: 112		

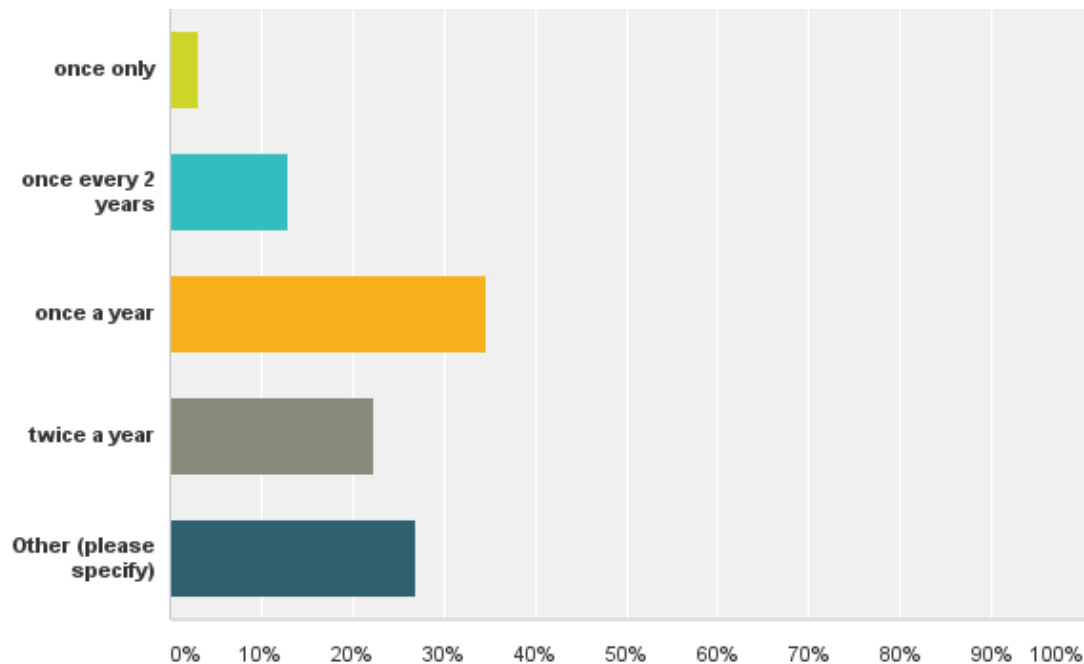
Q8: After the training how prepared were you to teach the curriculum?

Answered: 112 Skipped: 118

not at all prepared	a little bit prepared	somewhat prepared	mostly prepared	very well prepared	Total	Weighted Average
1.79% 2	4.46% 5	20.54% 23	46.43% 52	26.79% 30	112	3.92

Q9: How often should training in violence prevention, sexual health, or social emotional skill development be provided?

Answered: 193 Skipped: 37



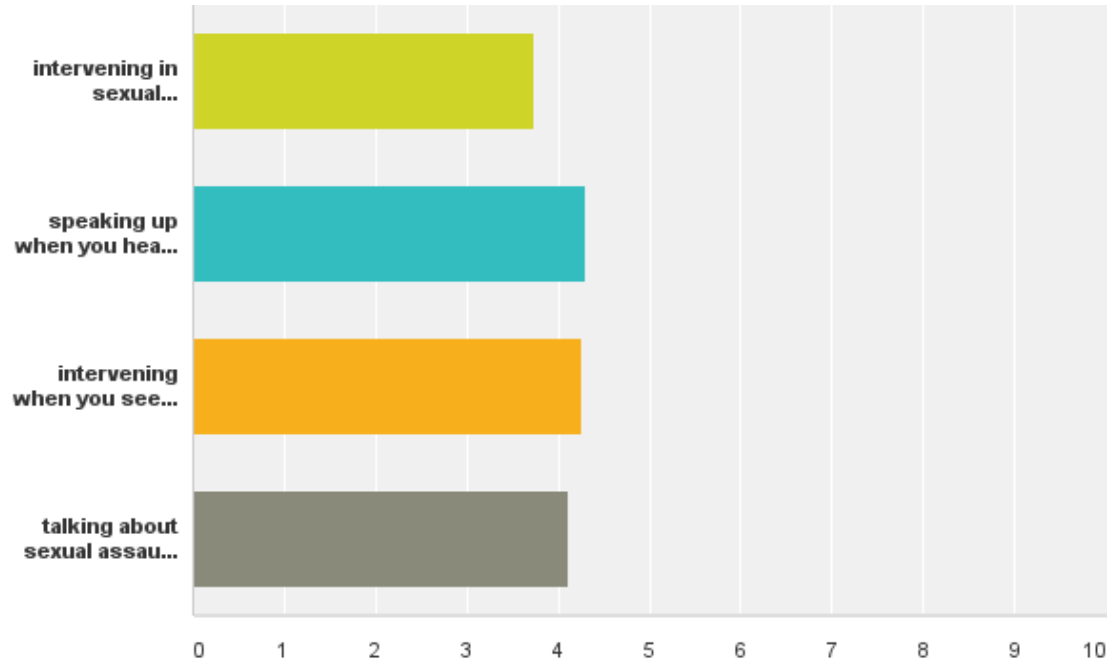
Q9: How often should training in violence prevention, sexual health, or social emotional skill development be provided?

Answered: 193 Skipped: 37

Answer Choices	Responses
once only	3.11% 6
once every 2 years	12.95% 25
once a year	34.72% 67
twice a year	22.28% 43
Other (please specify)	26.94% 52
Total	193

Q11: What is your comfort level...

Answered: 193 Skipped: 37



Q11: What is your comfort level...

Answered: 193 Skipped: 37

	Very uncomfortable	Somewhat uncomfortable	Not sure	Somewhat comfortable	Very comfortable	Total	Weighted Average
intervening in sexual harassment cases involving phones, social media, online, etc?	6.22% 12	10.88% 21	16.58% 32	35.75% 69	30.57% 59	193	3.74
speaking up when you hear sexist, homophobic, or inappropriately sexual comments among students?	8.81% 17	1.55% 3	2.07% 4	24.87% 48	62.69% 121	193	4.31
intervening when you see sexual harassment happen at school?	7.77% 15	2.59% 5	2.59% 5	29.53% 57	57.51% 111	193	4.26
talking about sexual assault prevention?	6.77% 13	4.69% 9	9.38% 18	28.65% 55	50.52% 97	192	4.11

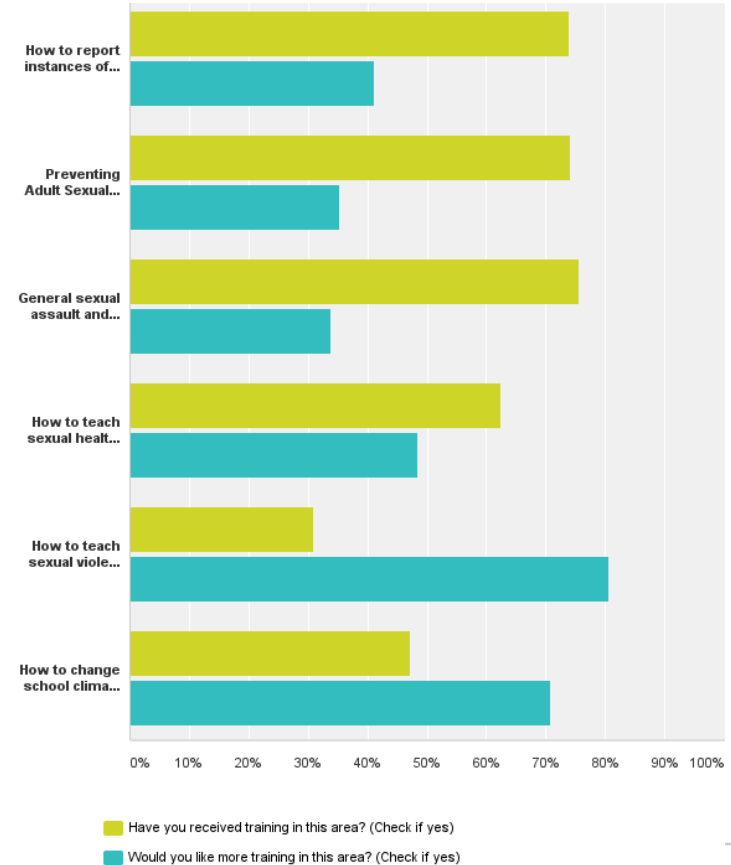
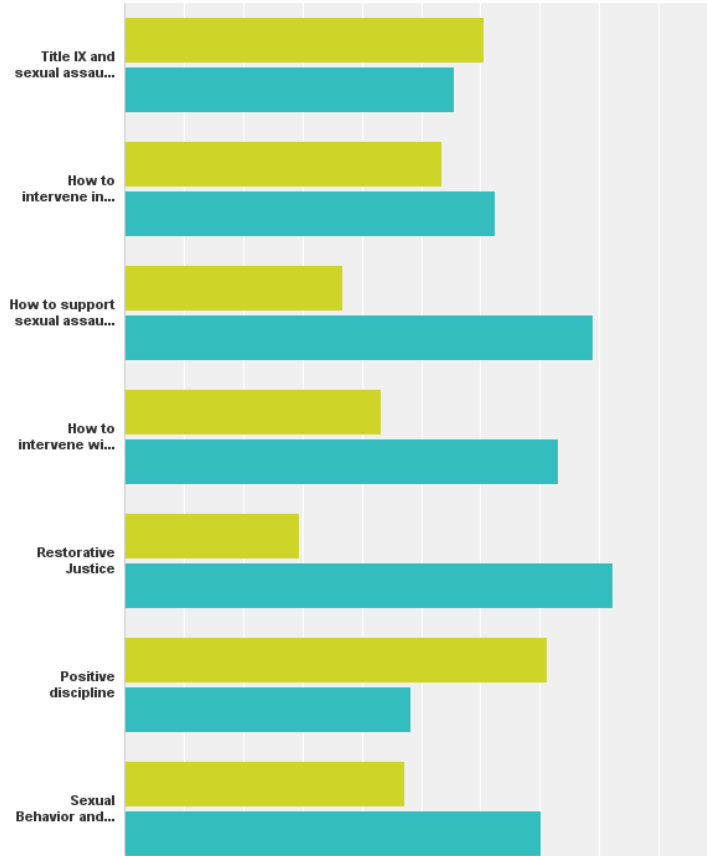
Q12: To what extent is sexual assault & harassment prevention addressed in...

Answered: 187 Skipped: 43

	not at all	occasionally	frequently	not sure	N/A	Total
school day (any academic or elective classes)	6.99% 13	52.69% 98	5.38% 10	26.88% 50	8.06% 15	186
extracurricular activities (clubs or athletics)	16.13% 30	28.49% 53	4.30% 8	37.10% 69	13.98% 26	186
special education (or other programs for students with disabilities)	11.29% 21	27.96% 52	4.30% 8	44.09% 82	12.37% 23	186
school-home partnership	17.84% 33	22.16% 41	2.16% 4	45.95% 85	11.89% 22	185
community partners (community centers, other partners)	10.33% 19	21.74% 40	5.98% 11	46.20% 85	15.76% 29	184
medical services (Teen health centers, School Nurses)	4.81% 9	28.88% 54	28.88% 54	27.27% 51	10.16% 19	187
transportation (are bus drivers included in discussions or training?)	16.04% 30	7.49% 14	1.60% 3	56.15% 105	18.72% 35	187

Q13: Please answer the following questions for each of the training topics

Answered: 175 Skipped: 55



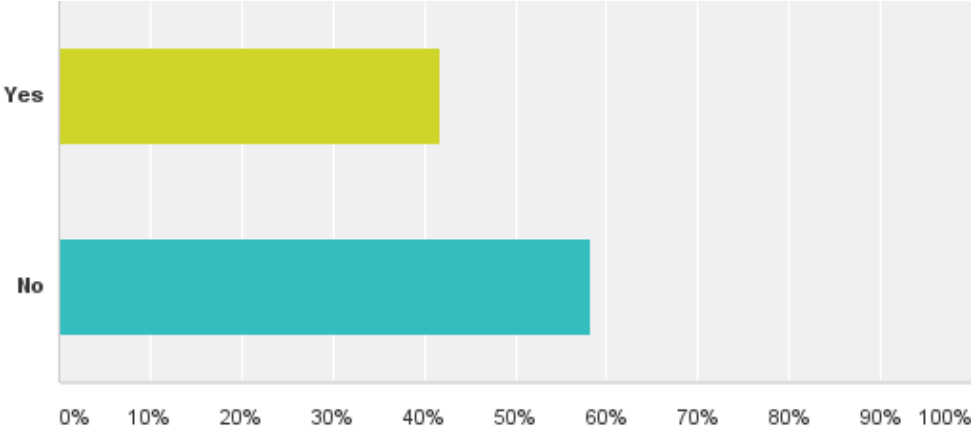
Q13: Please answer the following questions for each of the training topics

Answered: 175 Skipped: 55

	Have you received training in this area? (Check if yes)	Would you like more training in this area? (Check if yes)	Total Respondents
Title IX and sexual assault laws	60.56% 86	55.63% 79	142
How to intervene in sexist, homophobic, or inappropriately sexual comments	53.42% 78	62.33% 91	146
How to support sexual assault survivors	36.84% 49	78.95% 105	133
How to intervene with people who sexually harass others	43.24% 64	72.97% 108	148
Restorative Justice	29.41% 35	82.35% 98	119
Positive discipline	71.14% 106	48.32% 72	149
Sexual Behavior and Young Children: What is Normal vs. When it is a Problem and How To Handle It	47.22% 68	70.14% 101	144
How to report instances of sexual assault and sexual harassment	73.97% 108	41.10% 60	146
Preventing Adult Sexual Misconduct: What School Staff Need to Know and Do	74.15% 109	35.37% 52	147
General sexual assault and harassment training	75.68% 112	33.78% 50	148
How to teach sexual health education	62.50% 75	48.33% 58	120
How to teach sexual violence prevention	30.89% 38	80.49% 99	123
How to change school climate and social norms	47.14% 66	70.71% 99	140

Q15: Have you received Title IX training from the District?

Answered: 175 Skipped: 55



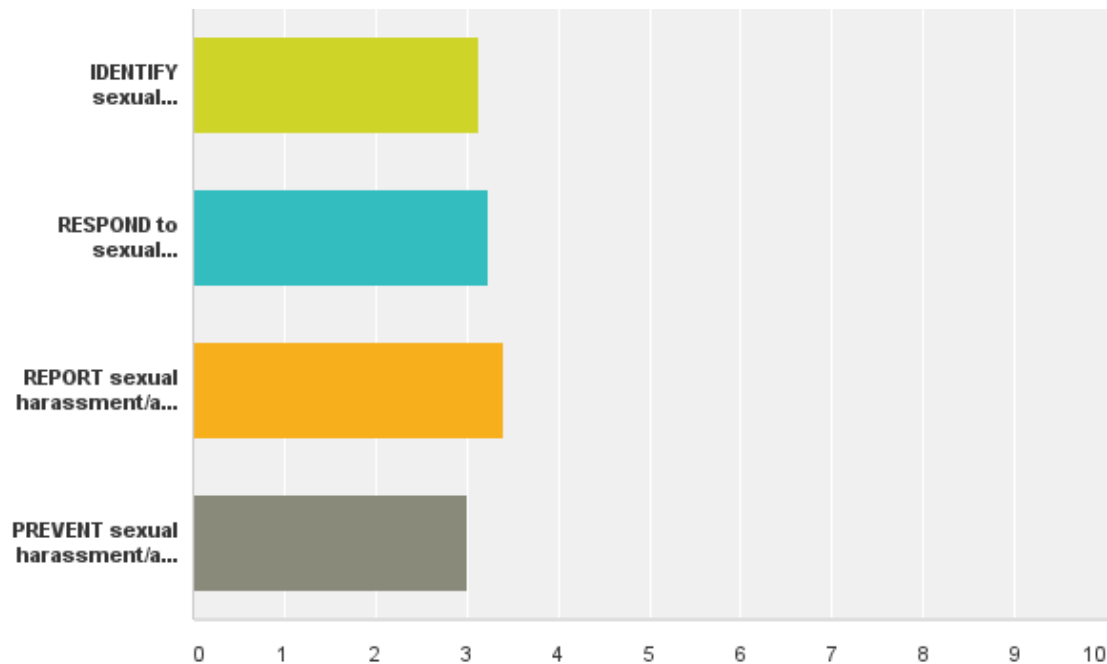
Q15: Have you received Title IX training from the District?

Answered: 175 Skipped: 55

Answer Choices	Responses
Yes	41.71% 73
No	58.29% 102
Total	175

Q16: How much did the training you received from the District regarding Title IX improve your knowledge of the ways to...

Answered: 71 Skipped: 159



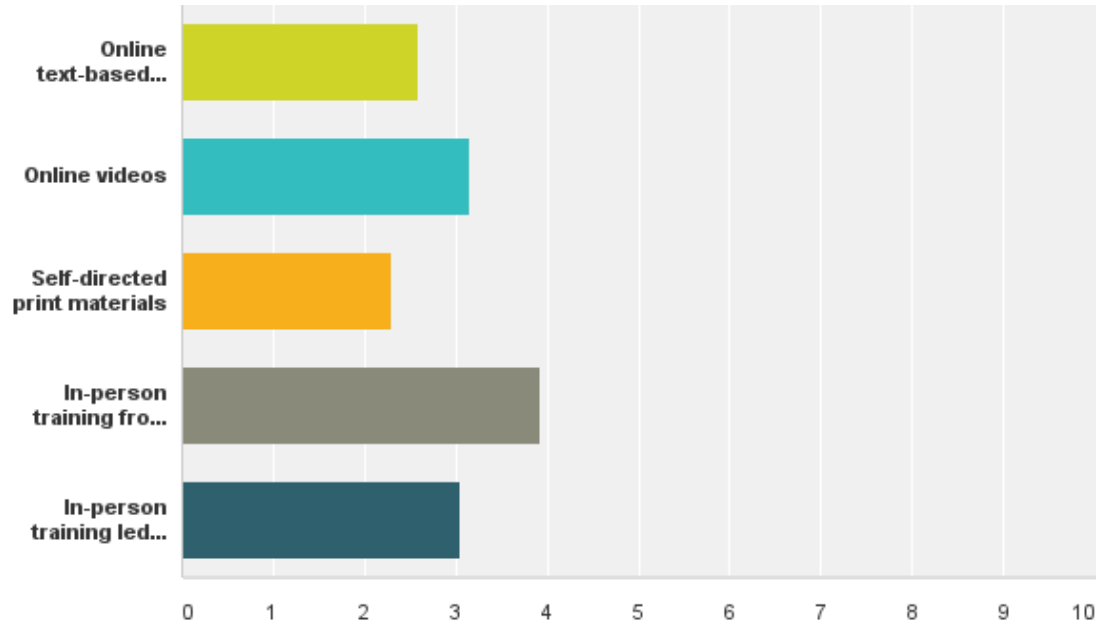
Q16: How much did the training you received from the District regarding Title IX improve your knowledge of the ways to...

Answered: 71 Skipped: 159

	Not at all	A little bit	Somewhat	A fair amount	Very much	Total	Weighted Average
IDENTIFY sexual harassment/assault incidents related to your school?	8.45% 6	23.94% 17	25.35% 18	29.58% 21	12.68% 9	71	3.14
RESPOND to sexual harassment/assault incidents related to your school?	8.45% 6	19.72% 14	26.76% 19	30.99% 22	14.08% 10	71	3.23
REPORT sexual harassment/assault incidents related to your school?	5.63% 4	19.72% 14	21.13% 15	35.21% 25	18.31% 13	71	3.41
PREVENT sexual harassment/assault incidents related to your school?	9.86% 7	26.76% 19	26.76% 19	25.35% 18	11.27% 8	71	3.01

Q17: What style of training would you prefer? (Please rank from 1 to 5)

Answered: 168 Skipped: 62



Q17: What style of training would you prefer? (Please rank from 1 to 5)

Answered: 168 Skipped: 62

	1	2	3	4	5	Total	Score
Online text-based modules	7.74% 13	17.26% 29	17.86% 30	40.48% 68	16.67% 28	168	2.59
Online videos	13.10% 22	18.45% 31	46.43% 78	14.88% 25	7.14% 12	168	3.15
Self-directed print materials	12.50% 21	11.31% 19	13.10% 22	19.05% 32	44.05% 74	168	2.29
In-person training from an expert	59.52% 100	7.74% 13	9.52% 16	11.31% 19	11.90% 20	168	3.92
In-person training led by a trained peer	7.14% 12	45.24% 76	13.10% 22	14.29% 24	20.24% 34	168	3.05

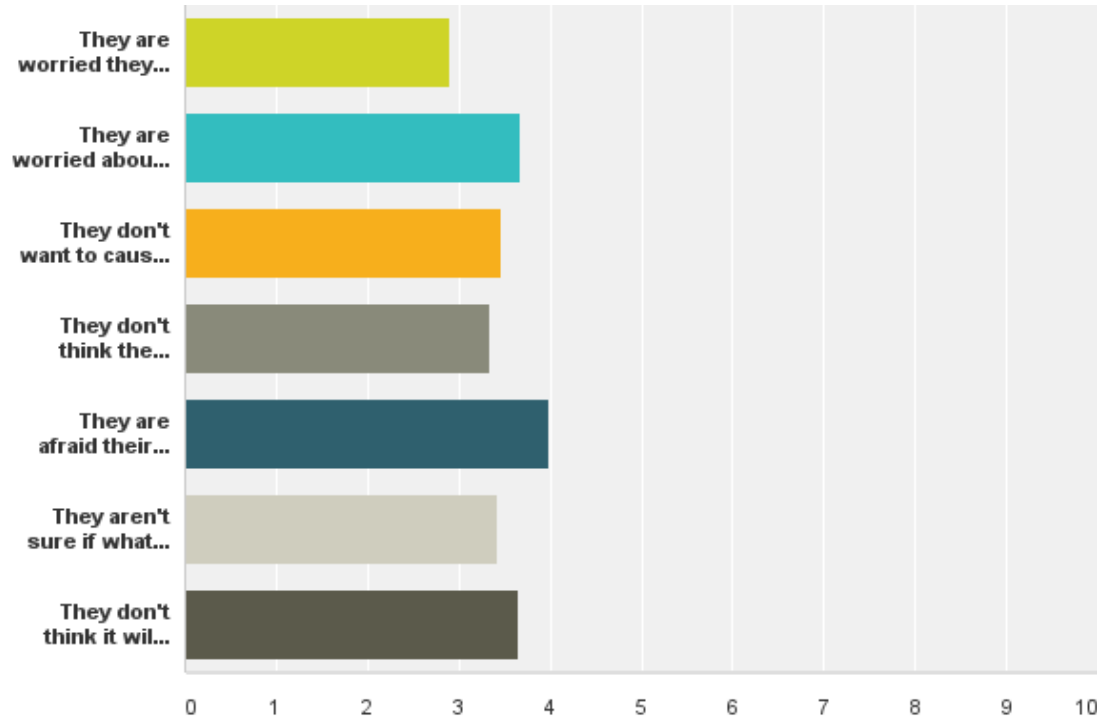
Q18: Do you believe students feel comfortable asking for help from faculty or staff if they are being sexually harassed or if they have been sexually assaulted?

Answered: 167 Skipped: 63

very uncomfortable	somewhat uncomfortable	not sure	somewhat comfortable	very comfortable	Total	Weighted Average
13.77% 23	26.95% 45	20.36% 34	34.73% 58	4.19% 7	167	2.89

Q19: What are some of the concerns students may have when considering talking with an adult at your school about sexual harassment or assault?

Answered: 165 Skipped: 65



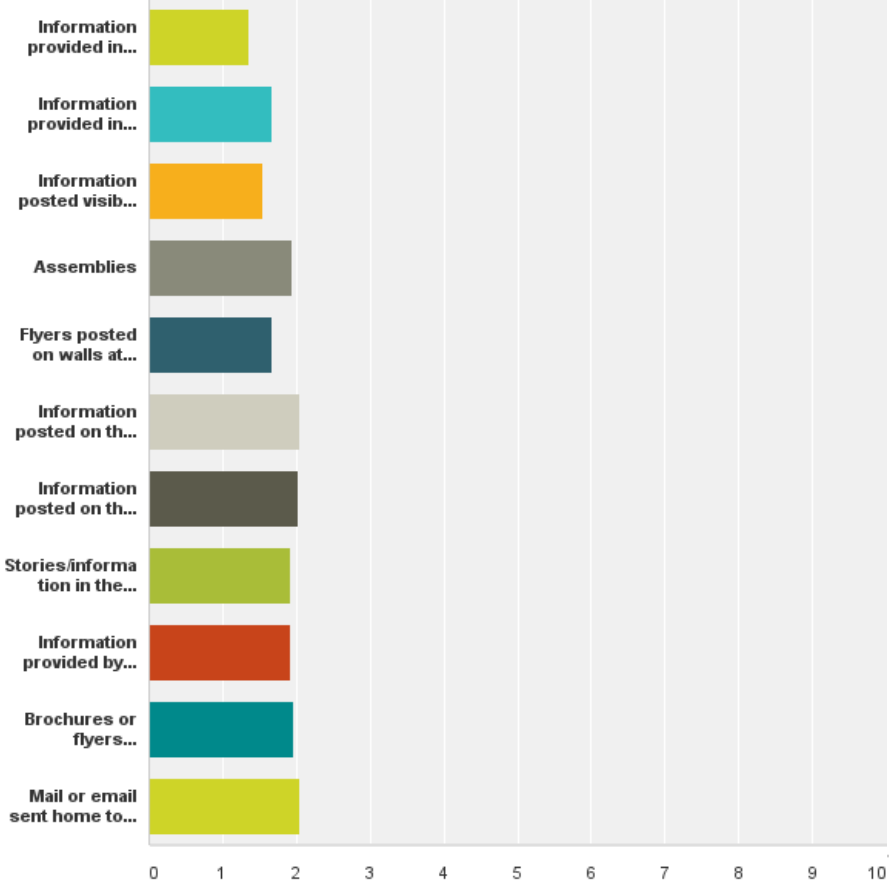
Q19: What are some of the concerns students may have when considering talking with an adult at your school about sexual harassment or assault?

Answered: 165 Skipped: 65

	not at all concerned	slightly concerned	somewhat concerned	moderately concerned	very concerned	Total	Weighted Average
They are worried they won't be believed	8.48% 14	30.30% 50	30.91% 51	22.42% 37	7.88% 13	165	2.91
They are worried about increased harassment	4.85% 8	13.33% 22	23.03% 38	26.06% 43	32.73% 54	165	3.68
They don't want to cause problems for any other students	5.49% 9	18.90% 31	25.61% 42	24.39% 40	25.61% 42	164	3.46
They don't think the faculty/staff can do anything about it	7.32% 12	18.29% 30	26.83% 44	28.66% 47	18.90% 31	164	3.34
They are afraid their peers will find out about their complaints	3.66% 6	9.15% 15	16.46% 27	26.22% 43	44.51% 73	164	3.99
They aren't sure if what they are experiencing is really harassment	3.66% 6	14.63% 24	35.37% 58	28.05% 46	18.29% 30	164	3.43
They don't think it will help	3.68% 6	11.04% 18	29.45% 48	28.22% 46	27.61% 45	163	3.65

Q20: Does your school do any of the following to let students know where they can access support if they are a victim of sexual assault or harassment?

Answered: 161 Skipped: 69



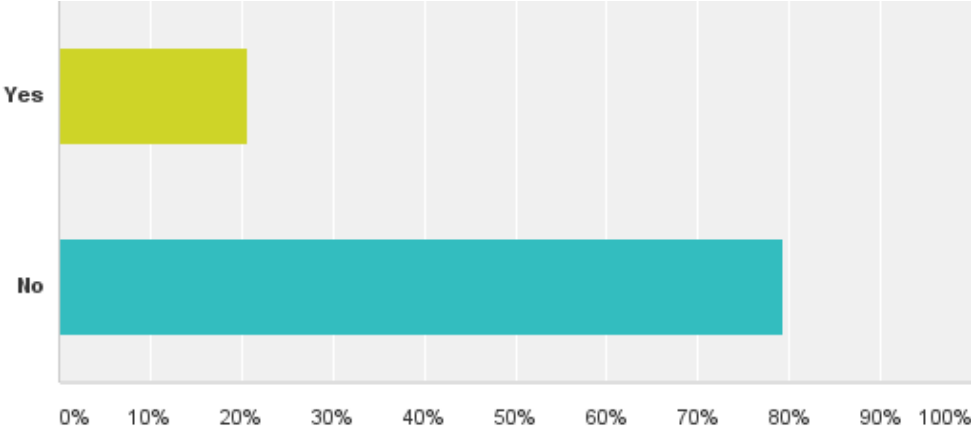
Q20: Does your school do any of the following to let students know where they can access support if they are a victim of sexual assault or harassment?

Answered: 161 Skipped: 69

	Already do this	Should do this	This will not help	N/A	Total	Weighted Average
Information provided in health classes	50.00% 78	27.56% 43	0.00% 0	22.44% 35	156	1.36
Information provided in other classes by teachers	27.27% 42	46.75% 72	1.30% 2	24.68% 38	154	1.66
Information posted visibly in the nurse's office or health center	42.95% 67	40.38% 63	3.21% 5	13.46% 21	156	1.54
Assemblies	12.82% 20	46.15% 72	9.62% 15	31.41% 49	156	1.95
Flyers posted on walls at school	30.77% 48	42.31% 66	5.77% 9	21.15% 33	156	1.68
Information posted on the school website	7.19% 11	56.21% 86	10.46% 16	26.14% 40	153	2.04
Information posted on the district website	12.42% 19	54.25% 83	13.73% 21	19.61% 30	153	2.02
Stories/information in the school newspaper or on the radio/video station	7.95% 12	53.64% 81	2.65% 4	35.76% 54	151	1.92
Information provided by coaches/club advisors	7.14% 11	58.44% 90	2.60% 4	31.82% 49	154	1.93
Brochures or flyers distributed to students at school	14.47% 22	50.00% 76	12.50% 19	23.03% 35	152	1.97
Mail or email sent home to families	9.74% 15	61.69% 95	12.99% 20	15.58% 24	154	2.04

Q21: Do you know who your Title IX school compliance official is?

Answered: 160 Skipped: 70



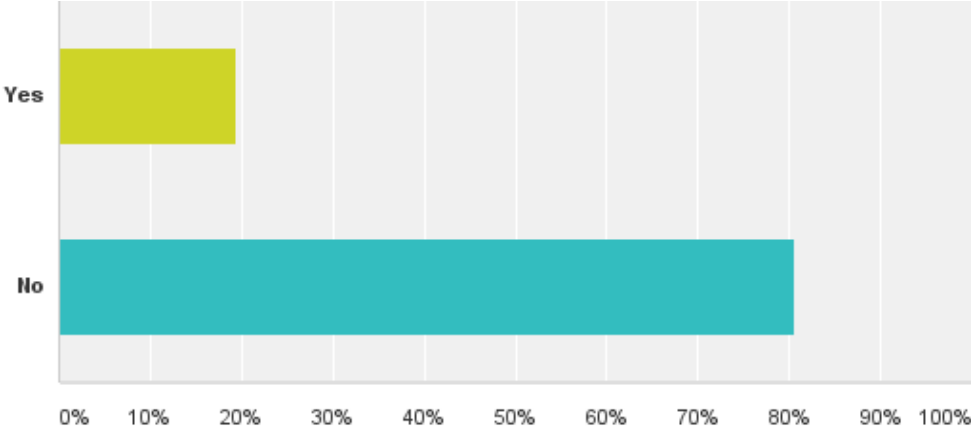
Q21: Do you know who your Title IX school compliance official is?

Answered: 160 Skipped: 70

Answer Choices	Responses
Yes	20.63% 33
No	79.38% 127
Total	160

Q22: Do you know who the Title IX Officer for the District is?

Answered: 160 Skipped: 70



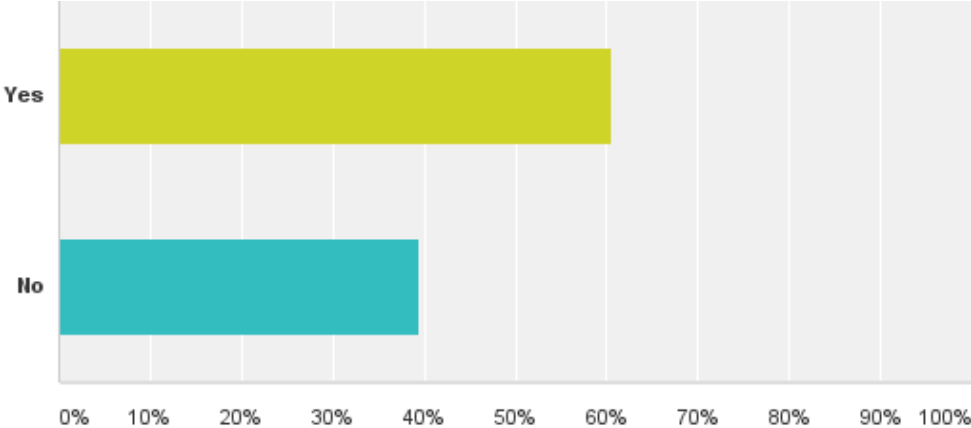
Q22: Do you know who the Title IX Officer for the District is?

Answered: 160 Skipped: 70

Answer Choices	Responses
Yes	19.38% 31
No	80.63% 129
Total	160

Q23: Have you read Superintendent Procedure 3208SP regarding sexual harassment and sexual assault?

Answered: 160 Skipped: 70



Q23: Have you read Superintendent Procedure 3208SP regarding sexual harassment and sexual assault?

Answered: 160 Skipped: 70

Answer Choices	Responses
Yes	60.62% 97
No	39.38% 63
Total	160

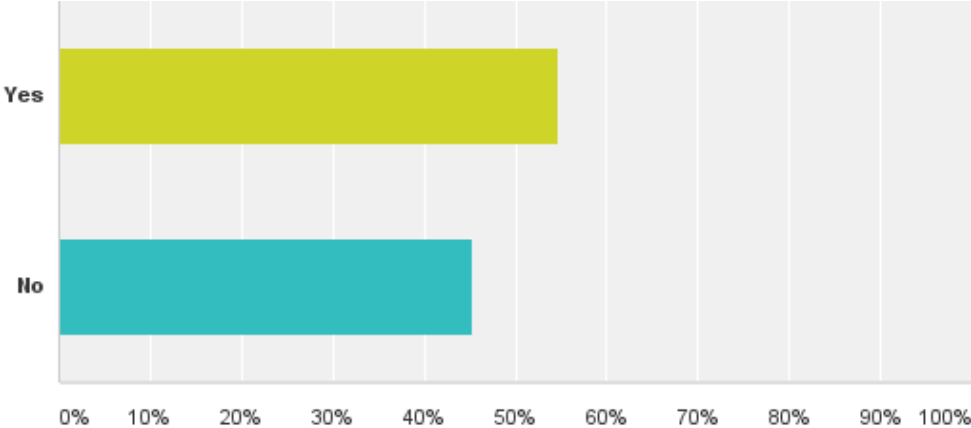
Q24: How clear are the procedures outlined in 3208SP?

Answered: 97 Skipped: 133

very unclear	somewhat unclear	not sure	somewhat clear	very clear	Total	Weighted Average
2.06%	11.34%	22.68%	41.24%	22.68%	97	3.71
2	11	22	40	22		

Q25: Are you aware of the District complaint process for sexual harassment or sexual assault?

Answered: 159 Skipped: 71



Q25: Are you aware of the District complaint process for sexual harassment or sexual assault?

Answered: 159 Skipped: 71

Answer Choices	Responses
Yes	54.72% 87
No	45.28% 72
Total	159

Q26: How clear is the District complaint process?

Answered: 87 Skipped: 143

very unclear	somewhat unclear	not sure	somewhat clear	very clear	Total	Weighted Average
3.45% 3	13.79% 12	8.05% 7	50.57% 44	24.14% 21	87	3.78