



Science Learning Packet

Grade 1, Week 3:

Spinning Earth


Suggested science learning activities for SPS students during the COVID-19 school closure.

Seattle Public Schools is committed to making its online information accessible and usable to all people, regardless of ability or technology. Meeting web accessibility guidelines and standards is an ongoing process that we are consistently working to improve.

While Seattle Public Schools endeavors to only post documents optimized for accessibility, due to the nature and complexity of some documents, an accessible version of the document may not be available. In these limited circumstances, the District will provide equally effective alternate access.

Due to the COVID-19 closure, teachers were asked to provide packets of home activities. This is not intended to take the place of regular classroom instruction but will help supplement student learning and provide opportunities for student learning while they are absent from school. Assignments are not required or graded. Because of the unprecedented nature of this health crisis and the District's swift closure, some home activities may not be accessible.

If you have difficulty accessing the material or have any questions, please contact your student's teacher.



Spinning Earth:

Investigating Patterns in the Sky
Grade 1 - Lessons 1.4 and 1.5

Accompanying Videos and Books can be found at:
tinyurl.com/SciLessons

Other Amplify resources can be found at:
amplify.com/remoteteaching/Science/resources



Name: _____ Date: _____

Observing the Sky from Different Places

Directions:

1. Observe the sky from 6 different places
2. In the boxes on this page and the next page, draw what you observe in the sky from each place.
3. Take photos of your drawings and attach them in the boxes below.


1



2



3




6

Name: _____ Date: _____

Observing the Sky from Different Places (continued)

4



5



6



Name: _____ Date: _____

The Sky for Mya and Rico

Directions:


1. Read about Mya and Rico below.
2. On the next page, draw what Mya sees in the sky right now. Take a photo of your drawing and attach it.
3. Then, draw what Rico sees in the sky right now. Take a photo of your drawing and attach it.
4. Read the question on the next page.
5. Talk with your partner about the question. Use your drawings to help you explain how you will answer the question.
6. Write your answer to the question and explain your thinking.

Mya and Rico are observing the sky. Mya observes that it is daytime, and Rico observes that it is nighttime.


Name: _____ Date: _____

The Sky for Mya and Rico (continued)

What Mya sees right now



What Rico sees right now



Do you think Mya and Rico live in the same place or in different places? Explain why you think that.

Glossary

data: observations or measurements recorded in an investigation

datos: observaciones o mediciones apuntadas en una investigación

day: a length of time that includes one full daytime and one full nighttime

día: un periodo de tiempo que incluye las horas diurnas y las horas nocturnas

daytime: the part of the day when the sky is bright

horas diurnas: la parte del día en la que el cielo está luminoso

Earth: the planet we live on

Tierra: el planeta en el que vivimos

horizon: the line where Earth and the sky look like they come together

horizonte: la línea en donde parece que se juntan la Tierra y el cielo

nighttime: the part of the day when the sky is dark

horas nocturnas: la parte del día en la que el cielo está oscuro

organize: to set things up in a way that makes sense

organizar: ordenar las cosas de manera que tenga sentido

Glossary (continued)

pattern: something we observe to be similar over and over again

patrón: algo que observamos que sea similar una y otra vez

predict: to use what you already know to decide what you think might happen

predecir: usar lo que ya sabes para decidir lo que piensas que podría pasar

record: to draw or write down information

apuntar: dibujar o escribir información