



# Wing Luke Elementary

Carol D. Mendoza, Principal

## School Report for 2017–18 School Year

lukees.seattleschools.org

### 2017–18 School Year

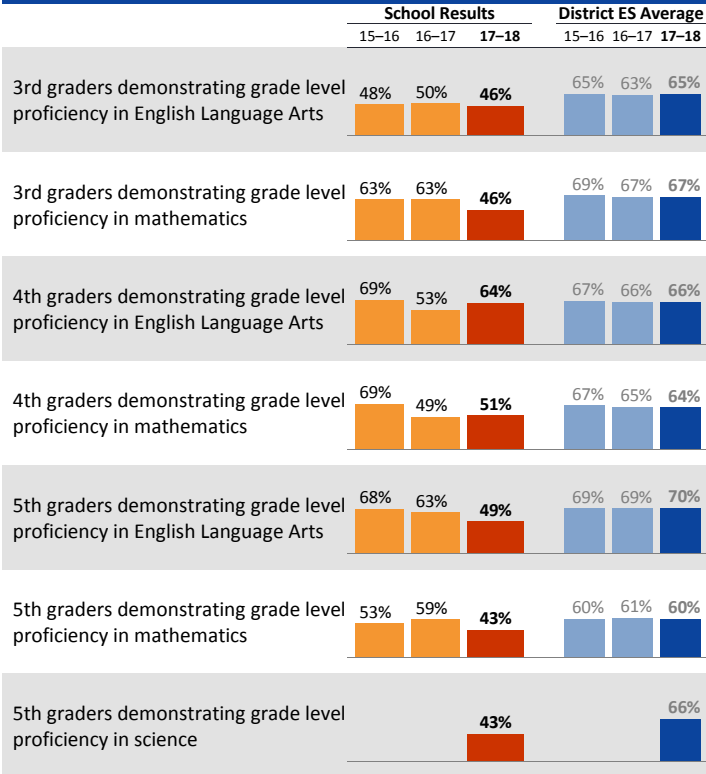
# Students: 337

# Teachers: 21

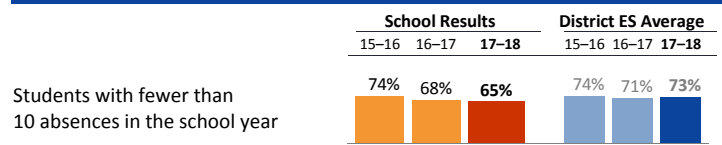
Average daily attendance: 94.6%

Student mobility: 11%

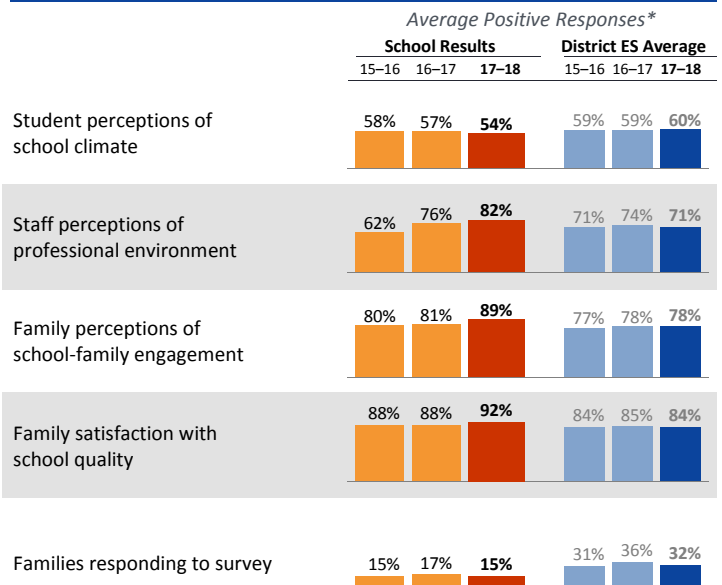
### Student Achievement \*



### Attendance




### Student, Family, and Staff School Climate Survey



\* Students who did not participate in state testing are counted as not demonstrating proficiency.

\*Results for each survey category equal the average percent of positive responses ("Agree" or "Strongly Agree") for a subset of questions.

### Student Demographics



### Student Proficiency on State Tests

Spring 2018 School average compared to District elementary school average

	English Language Arts		Mathematics	
	School	District Avg	School	District Avg
<b>All Students</b>	<b>54%</b>	<b>67%</b>	<b>47%</b>	<b>64%</b>
Native American		39%		40%
Black	38%	34%	30%	32%
Hispanic	58%	46%	42%	41%
Asian/Pacific Islander	67%	67%	65%	70%
White		82%		76%
Multiracial	69%	71%	50%	66%
Free/Reduced Lunch	47%	38%	40%	37%
Eng. Lang. Learners	17%	18%	26%	26%
Special Education	25%	41%	8%	37%
Gifted		98%		97%



# Wing Luke Elementary

Carol D. Mendoza, Principal

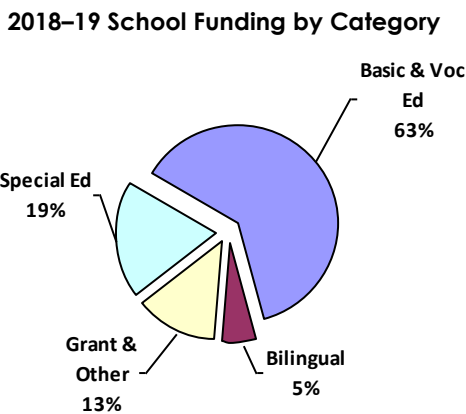
## School Plan & Budget for the 2018–19 School Year

**School Mission Statement**  
 To create an environment where all students feel safe and valued; To set high expectations using rigorous curriculum; To model and teach social skills, collaboration, and leadership; To cultivate healthy and engaged participation; To empower students to set goals and problem solve independently; To create opportunities for students to express their potential through the arts, technology, and service.

**School Goals**  
 Intermediate students will increase the % of students proficient on the state SBAC: ELA test 4th grade from 46.8% to 50% and 5th grade from 65.5% to 68%. Intermediate students will increase the % of students proficient on the state SBAC: Math test 4th grade from 45.8% to 50%, 5th grade from 51.7% to 54%. For limited English students will increase the % of students proficient on the state test: Reading test 4th grade from 11.1% to 20% and 5th grade from 29.3% to 32%. Math test 4th grade from 22.1% to 30%, and 5th grade from 33.3% to 35%.

**School Description & Plan to Achieve Goals**  
 Reading: Students are assessed using the Fountas and Pinnell reading assessment three times a year and as needed; placed in flexible grouping at their instructional levels and/or provided small group instruction with Wired for Reading, GLAD, SIPPS and LLI strategies. Targeted students receive specific skill after school intervention support through City Year and our ELL Homework Club; Students receive targeted small group instruction and daily targeted tutoring throughout the school day. Math: Students will be provided homework support and specific skill intervention through the ELL Homework Club and the City Year afterschool program. Teachers engage in grade level PLC's that include data analysis, development of intervention groups, and development of plans to support students. High Leverage Teaching Moves, differentiation and GLAD strategies will be implemented in classrooms to increase engagement. Collaborative Classroom Literacy Curriculum and Math in Focus and Engage New York will be used in conjunction with the Common Core State Standards to provide a rich and engaging curriculum. Use of enVision Math for students who have demonstrated mastery of 5th grade Math in Focus curriculum. Teachers will adjust lesson plans and collect standards-based data, as measured by visits to teacher PLC meetings outlined above;- Teachers will use CCSS to determine the level of rigor of their classes (measured by walk-throughs) - Teachers will collect formative assessment data (CCC and LLI assessments, exit tickets, student work samples, etc.), and analyze in grade levels during PLC meetings. ELL focus student data will demonstrate ELL student progress toward mastery of grade-level standards - School will have hired Math and Reading intervention specialists and interventions are scheduled during Dragon Block time 4-5 times per week. There is consistency in interventions across grade levels. All teaching and City Year staff have been trained in applying interventions. Attendance at Family Goal Setting Nights will increase from 85% to 90% - Parent survey participation will increase from 37 submitted surveys to 50.

**Annual Budget Report**



All financial data are from the 2018–19 recommended budget.

Total 2018–19 School Budget: **\$4,501,705**

Projected 2018–19 Student Enrollment: **336**

Per-Student Funding: **\$13,398**

**Invitation to Participate**

One of the goals of having School Reports is to support families as critical partners with us in a student's academic success. To get involved, please share this with your friends and neighbors, visit the school, or consider talking to the teacher or principal about joining the school's Building Leadership Instructional Team or Parent Teacher Organization to shape your school's improvement plan.

**District Mission Statement**  
 Seattle Public Schools is committed to ensuring equitable access, closing the opportunity gaps and excellence in education for every student.