



Whitman Middle School

Christina R. Posten, Principal

School Report for 2017–18 School Year

whitmanms.seattleschools.org

2017–18 School Year

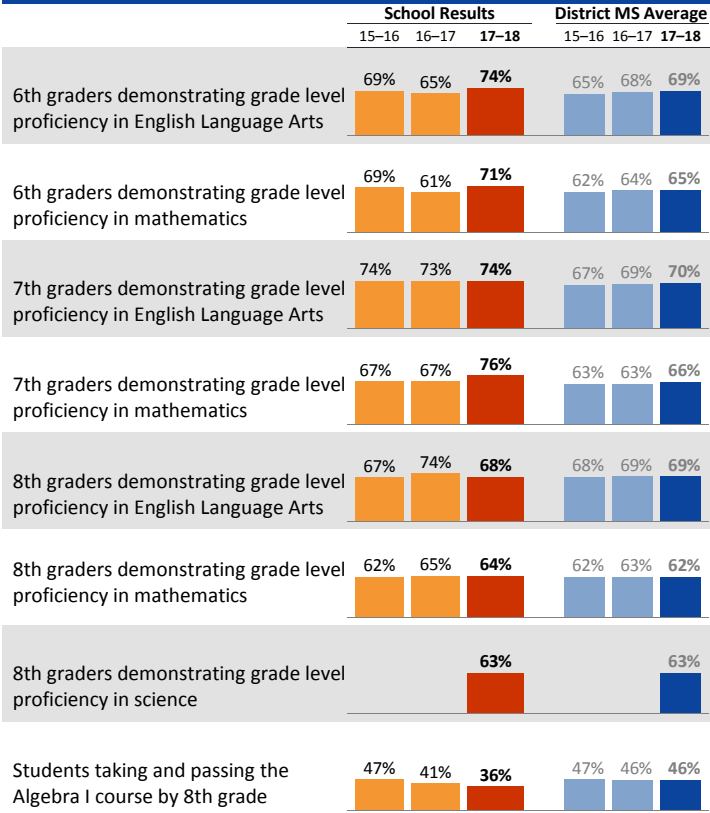
Students: 566

Teachers: 33

Average daily attendance: 94.6%

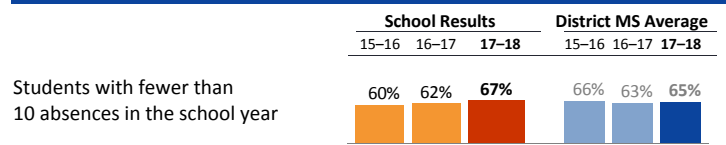
Student mobility: 8%

Student Achievement *

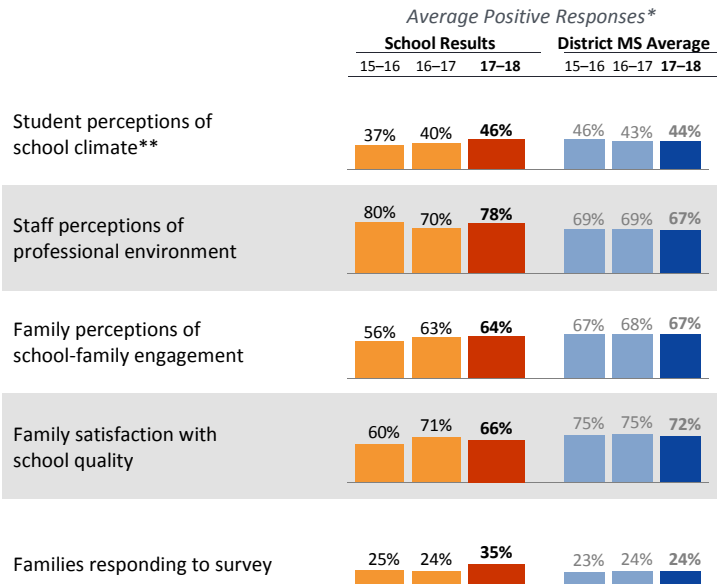


* Students who did not participate in state testing are counted as not demonstrating proficiency.

Attendance




Student, Family, and Staff School Climate Survey



* Results for each survey category equal the average percent of positive responses ("Agree" or "Strongly Agree") for a subset of questions.

Student Demographics



Student Proficiency on State Tests

Spring 2018 School average compared to District middle school average

	English Language Arts		Mathematics	
	School	District Avg	School	District Avg
All Students	72%	69%	70%	64%
Native American	39%	39%	37%	37%
Black	26%	36%	26%	29%
Hispanic	52%	50%	37%	42%
Asian/Pacific Islander	68%	74%	76%	74%
White	78%	83%	77%	77%
Multiracial	77%	72%	72%	66%
Free/Reduced Lunch	34%	44%	33%	39%
Eng. Lang. Learners	5%	10%	14%	16%
Special Education	30%	29%	31%	24%
Gifted	91%	96%	100%	96%



Whitman Middle School

Christina R. Posten, *Principal*

School Plan & Budget for the 2018–19 School Year

School Mission Statement
Whitman Wildcats will achieve and grow in a safe learning environment with a culture of collaboration, equity, and academic excellence.

School Goals
By June of 2019, all 6th grade students of color achieving below a level 3 on the 5th grade SBA will move up one placement level as measured by formative and summative classroom assessments, standards and data driven instruction, and progress monitoring.

By June of 2019, students served with IEPs currently taking a math improvement course taught by H, P, S, and S will move up one placement level as measured by formative and summative classroom assessments, standards and data driven instruction, and progress monitoring.

School Description & Plan to Achieve Goals
School Goals (Continued from above):

By June of 2019, the attendance for student’s served through IEP’s will increase by 10%

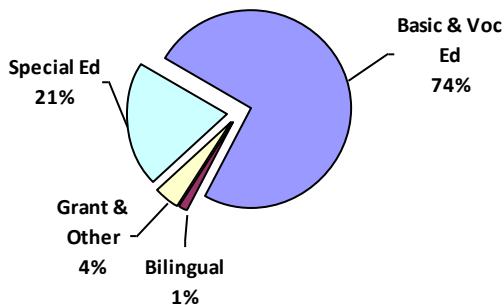
By June of 2019, all current 7th grade students of color served through IEPs achieving below a level 3 on the 5th grade SBA will move up one placement level as measured by formative and summative classroom assessments, standards and data driven instruction, and progress monitoring.

Plan to Achieve Goals:

Whitman Middle School will continue strengthening our culture of learning through structured staff and community collaboration, community partnerships, intentional focus on school culture and student voice, and through the delivery of rigorous, relevant, and differentiated standards and data based instruction.

Annual Budget Report

2018–19 School Funding by Category



All financial data are from the 2018–19 recommended budget.

Total 2018–19 School Budget:
\$4,806,826

Projected 2018–19 Student Enrollment:
578

Per-Student Funding:
\$8,316

Invitation to Participate

One of the goals of having School Reports is to support families as critical partners with us in a student s academic success. To get involved, please share this with your friends and neighbors, visit the school, or consider talking to a teacher oran administratorabout volunteering orjoining our school's active Parent Teacher Student Association.

District Mission Statement
Seattle Public Schools is committed to ensuring equitable access, closing the opportunity gaps and excellence in education for every student.