



Thornton Creek Elementary

Jonathan E. Gasbar, *Principal*

School Report for 2017–18 School Year

thorntoncreekschool.org

2017–18 School Year

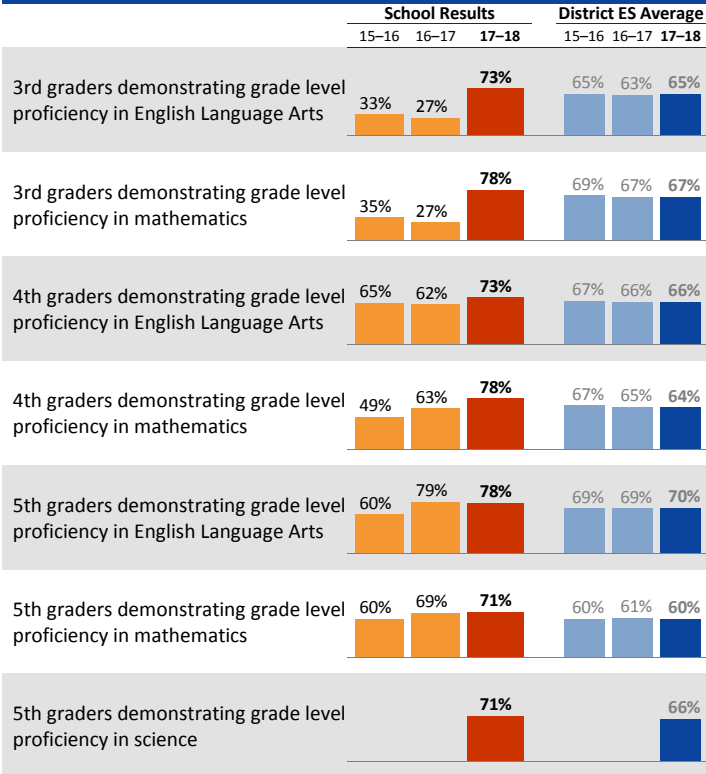
Students: 519

Teachers: 30

Average daily attendance: 95.6%

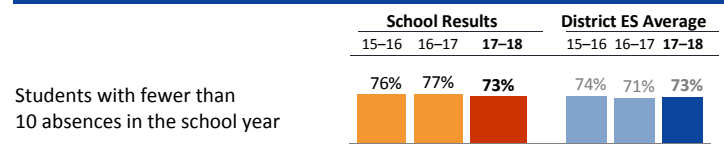
Student mobility: 6%

Student Achievement *

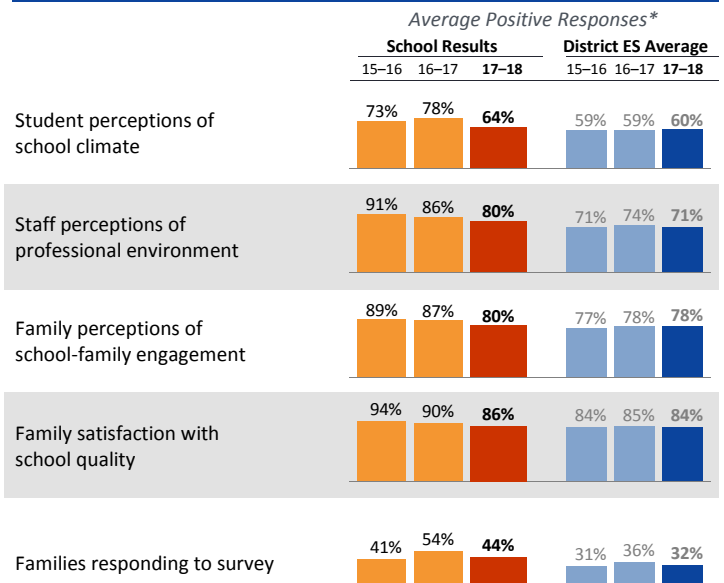


* Students who did not participate in state testing are counted as not demonstrating proficiency.

Attendance

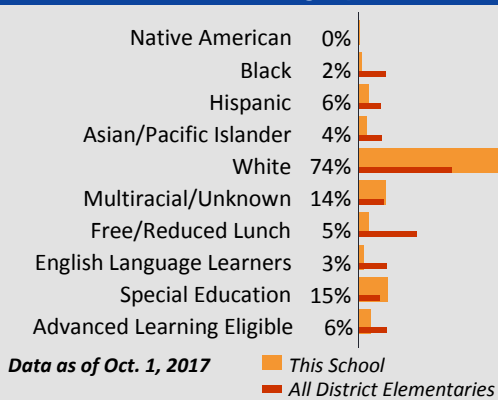


Student, Family, and Staff School Climate Survey



*Results for each survey category equal the average percent of positive responses ("Agree" or "Strongly Agree") for a subset of questions.

Student Demographics



Student Proficiency on State Tests

Spring 2018 School average compared to District elementary school average

	English Language Arts		Mathematics	
	School	District Avg	School	District Avg
All Students	74%	67%	76%	64%
Native American	39%		40%	
Black	34%		32%	
Hispanic	58%	46%	58%	41%
Asian/Pacific Islander	73%	67%	73%	70%
White	76%	82%	80%	76%
Multiracial	86%	71%	76%	66%
Free/Reduced Lunch	62%	38%	54%	37%
Eng. Lang. Learners	18%		26%	
Special Education	45%	41%	42%	37%
Gifted	98%		97%	



Thornton Creek Elementary

Jonathan E. Gasbar, *Principal*

School Plan & Budget for the 2018–19 School Year

School Mission Statement

Mission Statement for Thornton Creek Elementary Thornton Creek is an Expeditionary Learning community in which students cultivate their passion for exploration, creativity, and discovery, skills needed to become successful, contributing citizens in our global society. The staff and families of Thornton Creek work collaboratively to provide each student project-based, self-affirming learning activities that address their social, emotional, aesthetic, and intellectual needs.

School Goals


Sub-group goal: Thornton Creek’s gap closing goal is to raise the overall percentage of 4th grade general education students including our special education students and students of color who meet or exceed the benchmark standard for ELA from 69% at standard to 75% at standard as measured by the 2019 SBA ELA summative assessment. Large group goal: Between 10/17 and 6/18, 75% of Thornton Creek students in the general program in 3rd - 5th grade will meet or exceed standard on the 2019 Smarter Balance ELA summative assessment.

School Description & Plan to Achieve Goals

Description of Plan to Achieve Goals for Thornton Creek Elementary Teachers will meet as a professional learning community in grade level bands to discuss their instruction in reading and writing seeking feedback from colleagues to inform instruction. Teachers will create subject rubrics and use student work to examine students' reading and writing targeting instruction for individual student needs. Teachers will also provide students with writing rubrics as they conference with students as they work through drafts to create final written products to determine who needs extra writing support from class volunteers or tutors. Reading:K-2 teachers will assess their students’ reading with the MAP, F & P to determine students who need extra reading support from our literacy specialist. 3-5 teachers will assess their students’ reading skills with the F & P ,Teachers College reading assessments to determine students reading skills and to inform reading instruction. Teachers will conference with students' on reading and target student needs. Teachers will use a portion of our weekly staff meeting and professional learning community time to meet in grade level bands to discuss reading instruction and student learning based on classroom-based, formative data seeking input to inform instruction. Teachers will discuss what supplemental materials are needed to support students' literacy understanding and achievement.

Annual Budget Report

2018–19 School Funding by Category



All financial data are from the 2018–19 recommended budget.

Total 2018–19 School Budget:

\$5,871,486

Projected 2018–19 Student Enrollment:

584

Per-Student Funding:

\$10,054

Invitation to Participate

One of the goals of having School Reports is to support families as critical partners with us in a student s academic success. To get involved, please share this with your friends and neighbors, visit the school, or consider talking to the teacher or principal about joining the school's Building Leadership Team or Parent Teacher Student Association to shape your school's improvement plan.

District Mission Statement

Seattle Public Schools is committed to ensuring equitable access, closing the opportunity gaps and excellence in education for every student.