



Stevens Elementary

Brian K. Fitch, *Principal*

School Report for 2017–18 School Year

stevens.seattleschools.org

2017–18 School Year

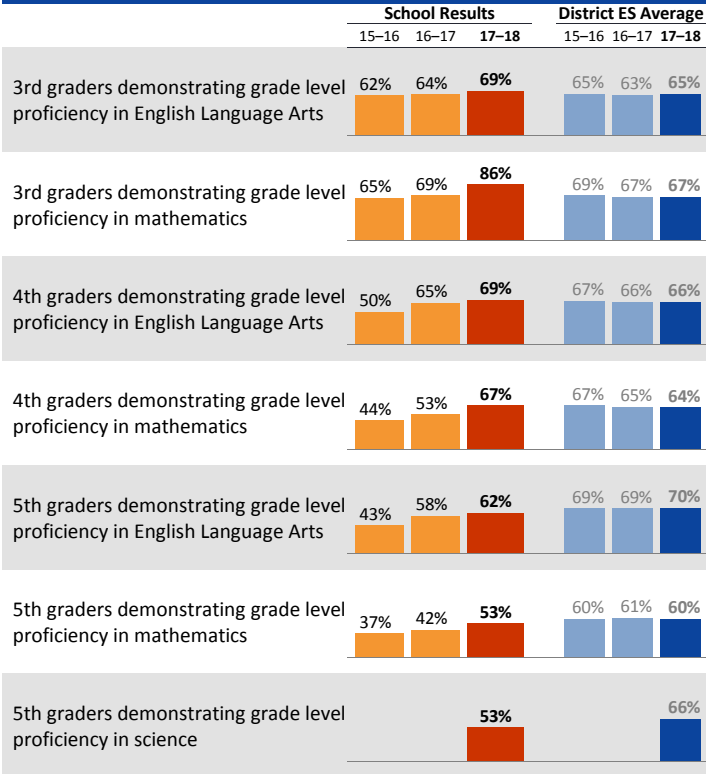
Students: 287

Teachers: 16

Average daily attendance: 95.0%

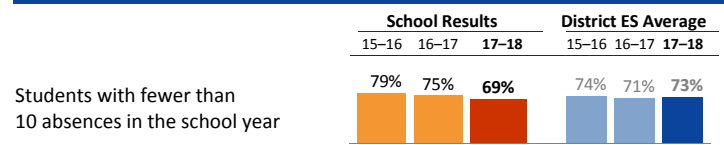
Student mobility: 12%

Student Achievement *

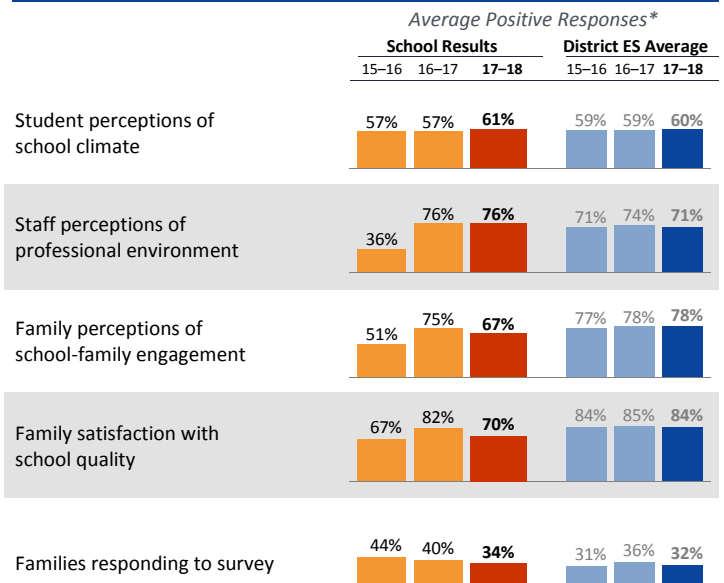


* Students who did not participate in state testing are counted as not demonstrating proficiency.

Attendance




Student, Family, and Staff School Climate Survey



*Results for each survey category equal the average percent of positive responses ("Agree" or "Strongly Agree") for a subset of questions.

Student Demographics



Student Proficiency on State Tests

Spring 2018 School average compared to District elementary school average

	English Language Arts		Mathematics	
	School	District Avg	School	District Avg
All Students	66%	67%	66%	64%
Native American		39%		40%
Black	43%	34%	37%	32%
Hispanic	40%	46%	47%	41%
Asian/Pacific Islander		67%		70%
White	84%	82%	81%	76%
Multiracial	62%	71%	67%	66%
Free/Reduced Lunch	44%	38%	38%	37%
Eng. Lang. Learners		18%		26%
Special Education	41%	41%	38%	37%
Gifted		98%		97%



Stevens Elementary

Brian K. Fitch, *Principal*

School Plan & Budget for the 2018–19 School Year

School Mission Statement

Our mission is to provide a high quality academic and social-emotional education that meets every student’s needs, ensuring equitable access for all students in a safe environment where children are inspired to develop their skills and talents, a life-long love for learning, and a passion to care for each other and our community.

School Goals

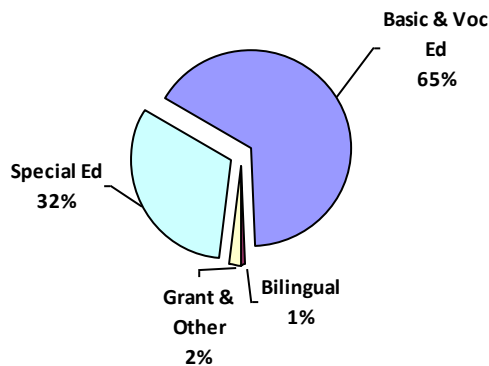
Stevens is focused on improving reading, writing and math performance via a strong, comprehensive Tier 1 instructional approach that capitalizes upon building relationships, building community, targeted universalism and cultural competency to address the diverse academic and social-emotional needs of our students. Children needing additional support receive strategic academic and social-emotional interventions. We consider all facets of a student’s life (academic and social-emotional) in our whole child approach to determine the best plan to meet the individual needs of each student. Our efforts are greatly enhanced by strong parent and community partnerships.

School Description & Plan to Achieve Goals

Stevens Elementary has enjoyed strong community support and has provided a beacon of light from it’s perch atop the north end of the Capitol Hill Neighborhood since 1906. named after Washington State’s first Territorial Governor, Isaac Stevens; our current staff and community maintains a spirit of leadership and adventure as we instill hope for each generation of our students under our current vision that "every Stevens student is empowered by a high quality education and a strong sense of value and purpose to achieve their goals in a safe, diverse and caring community." many of our current students have parents and other relatives that attended Stevens. We are also anchored by a strong staff with long tenures at Stevens and a PTA deeply invested in the support and success of our children. Stevens utilizes a comprehensive Multi-Tiered System of Supports to organize our program to meet the academic and social-emotional needs of our diverse population. Most of our student’s needs are met through our comprehensive and dynamic Tier 1 instructional approach. Students needing additional support are identified based on teacher input, school-based assessments, CCC, F & P, MAP, and SBA data. Students work with an intervention specialist, tutor, counselor, ELL and/or other staff members regularly to improve performance on academic tasks. Stevens teachers and specialists meet collaboratively at least twice monthly to analyze data, discuss students’ progress and plan next steps in instruction. We also provide after school programming and hand-on enrichment activities. We believe that our greatest strength is our community. Strong efforts are made to hear from and support the needs of under-represented voices.

Annual Budget Report

2018–19 School Funding by Category



All financial data are from the 2018–19 recommended budget.

Total 2018–19 School Budget:

\$2,912,156

Projected 2018–19 Student Enrollment:

248

Per-Student Funding:

\$11,743

Invitation to Participate

Our children are our community’s greatest asset. Please share School Report with your family, friends and neighbors. There are numerous and varied opportunities to support our school and children. Consider joining our PTA, looking at our school website, or just stopping by. We invite you to engage and partner with us in this great work.

District Mission Statement

Seattle Public Schools is committed to ensuring equitable access, closing the opportunity gaps and excellence in education for every student.