



Sand Point Elementary

Kristen E. Roberts, Principal

School Report for 2017–18 School Year

sandpointes.seattleschools.org

2017–18 School Year

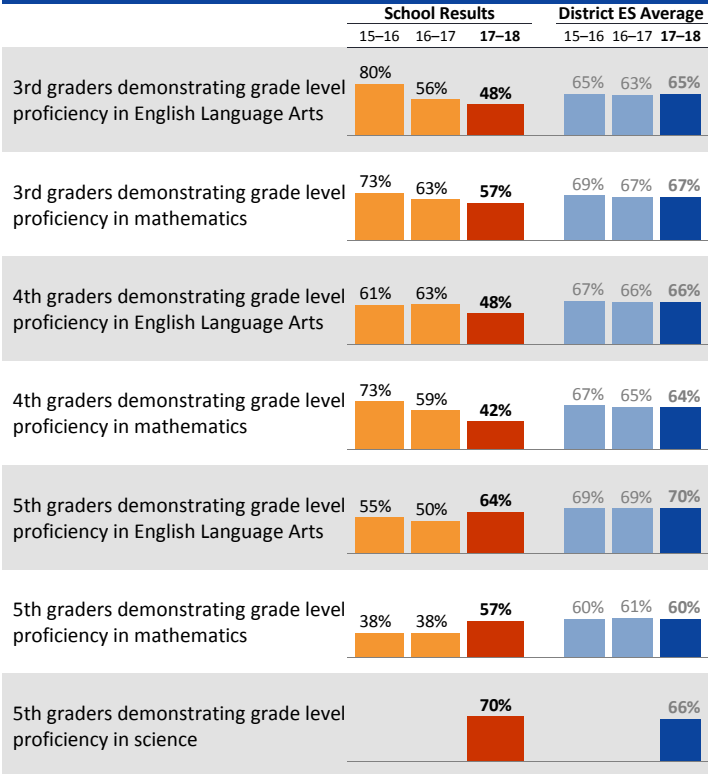
Students: 203

Teachers: 12

Average daily attendance: 96.1%

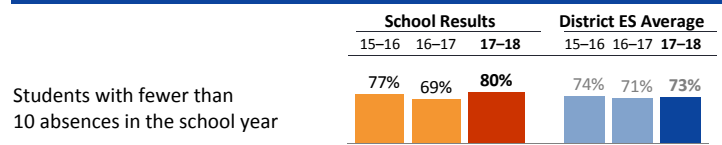
Student mobility: 19%

Student Achievement *

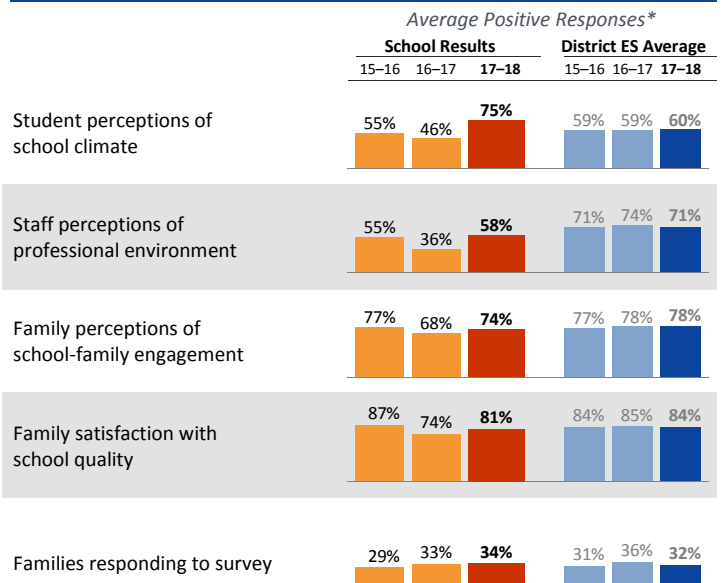


* Students who did not participate in state testing are counted as not demonstrating proficiency.

Attendance




Student, Family, and Staff School Climate Survey



*Results for each survey category equal the average percent of positive responses ("Agree" or "Strongly Agree") for a subset of questions.

Student Demographics



Student Proficiency on State Tests

Spring 2018 School average compared to District elementary school average

	English Language Arts		Mathematics	
	School	District Avg	School	District Avg
All Students	54%	67%	52%	64%
Native American		39%		40%
Black	10%	34%	10%	32%
Hispanic	25%	46%	25%	41%
Asian/Pacific Islander	91%	67%	92%	70%
White	72%	82%	59%	76%
Multiracial	62%	71%	67%	66%
Free/Reduced Lunch	18%	38%	18%	37%
Eng. Lang. Learners	32%	18%	33%	26%
Special Education	17%	41%	11%	37%
Gifted		98%		97%



Sand Point Elementary

Kristen E. Roberts, *Principal*

School Plan & Budget for the 2018–19 School Year

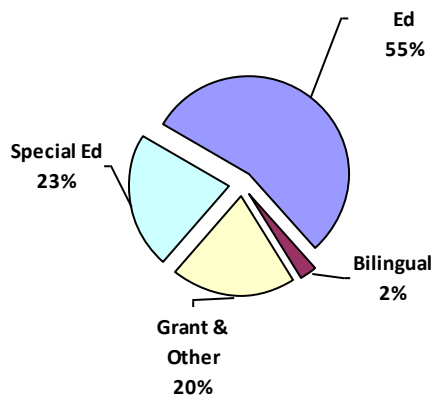
School Mission Statement
 At Sand Point Elementary, we are a community of lifelong learners, responsible global citizens, and champions of our own success.

School Goals
 Our goal at Sand Point Elementary is to equip all students with the academic, social/emotional and communication skills necessary to thrive in a 21st century learning environment. This means eliminating all opportunity gaps for the students we serve.

School Description & Plan to Achieve Goals
 Sand Point is a small community diverse community of learners who highly value global citizenship. We strive to give each child what they need academically through systems of differentiate and small group instruction. With the support of our PTA, we invest in educating the whole child. This includes a music program, an art education program, a health and physical education program and a technology program. We provide Social Emotional Literacy instruction using the RULER curriculum and cross-curricular projects focusing on self awareness and social awareness. We also provide a variety of Advanced Learning Opportunities.

Annual Budget Report

2018–19 School Funding by Category



All financial data are from the 2018–19 recommended budget.

Total 2018–19 School Budget:
\$2,832,485

Projected 2018–19 Student Enrollment:
183

Per-Student Funding:
\$15,478

Invitation to Participate

Sand Point Elementary appreciates and fosters strong parent involvement at the school and at home. We also understand the importance of forming solid partnerships with the community. These connections allow the Sand Point staff, families, and the community to collaborate on promoting high achievement for every Sand Point student.

District Mission Statement
 Seattle Public Schools is committed to ensuring equitable access, closing the opportunity gaps and excellence in education for every student.