



Rainier View Elementary

Anitra L. Jones, Principal

School Report for 2017–18 School Year

rainierviewes.seattleschools.org

2017–18 School Year

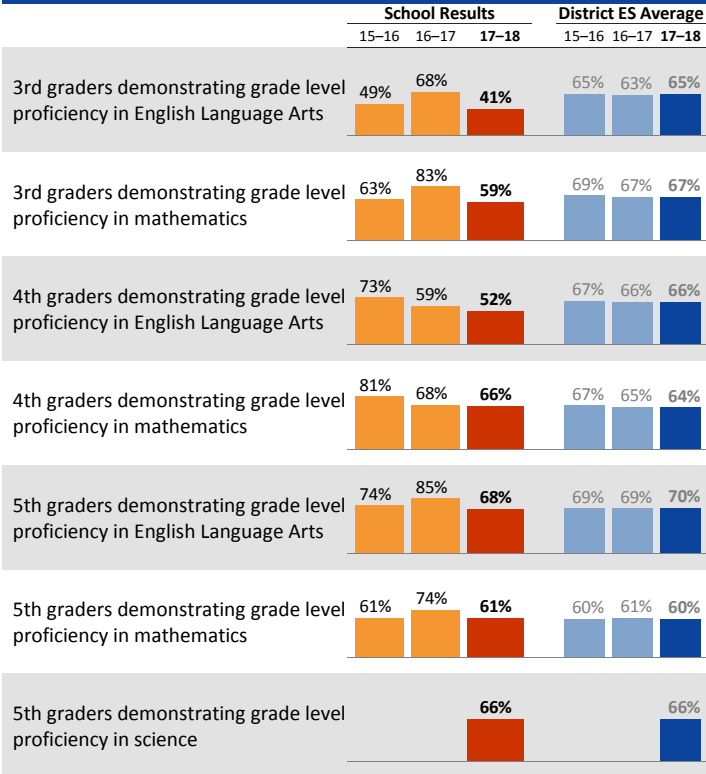
Students: 241

Teachers: 15

Average daily attendance: 94.2%

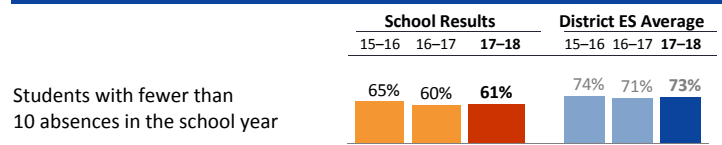
Student mobility: 20%

Student Achievement *

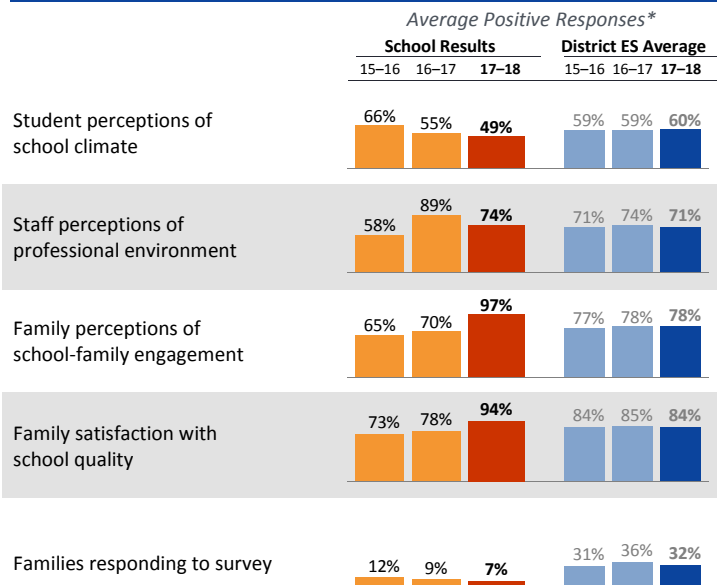


* Students who did not participate in state testing are counted as not demonstrating proficiency.

Attendance




Student, Family, and Staff School Climate Survey



*Results for each survey category equal the average percent of positive responses ("Agree" or "Strongly Agree") for a subset of questions.

Student Demographics



Data as of Oct. 1, 2017

■ This School
■ All District Elementaries

Student Proficiency on State Tests

Spring 2018 School average compared to District elementary school average

	English Language Arts		Mathematics	
	School	District Avg	School	District Avg
All Students	54%	67%	61%	64%
Native American		39%		40%
Black	50%	34%	49%	32%
Hispanic	36%	46%	64%	41%
Asian/Pacific Islander	66%	67%	71%	70%
White		82%		76%
Multiracial	42%	71%	67%	66%
Free/Reduced Lunch	47%	38%	54%	37%
Eng. Lang. Learners	19%	18%	32%	26%
Special Education		41%		37%
Gifted		98%		97%



Rainier View Elementary

Anitra L. Jones, *Principal*

School Plan & Budget for the 2018–19 School Year

School Mission Statement

Our daily mission is to Capture. Teach. Inspire. As a staff we aim to capture student's interest and enthusiasm for learning, teach to the highest standards as outlined by Common Core State Standards, and inspire student ownership of their learning. We provide an integrated academic program that prepares all students for advanced learning opportunities. Students who leave Rainier View are equipped with core values as a measure to develop the whole child. Rainier View core values are as follows: Respect, Hard work, Perseverance, Achievement, Leadership, Enthusiasm, Team Work, Responsibility, and Safety.

School Goals

Rainier View Elementary 2018-19 goals include sustaining and improving our math and ELA proficiency levels on SBAC.

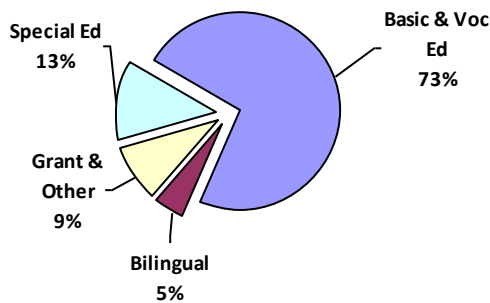
ELA	Math
Grade 3- from 41% to 50%	Grade 3- from 59% to 65%
Grade 4- from 52% to 60%	Grade 4- from 68% to 70%
Grade 5- from 68% to 70%	Grade 5- from 61% to 65%

School Description & Plan to Achieve Goals

Rainier View Elementary provides an integrated academic program that prepares K-5 students for advanced learning opportunities. Our staff members are committed to effective teaching using data to inform instruction. Data analysis process includes review of mid-year data (MAP, CBA, SBAC Interim Assessments. Continuous School Improvement Plan (C-SIP) will be monitored and revised as needed based on student performance analysis. BLT will share revised CSIP drafts with staff and families and participate in CSIP peer review in February. Aligned with RV vision statement, our goal is to empower every student to do rigorous mathematics with confidence for academic success K-12, college, career and life. Math provides opportunities for all students to develop higher order thinking and analytical skills needed to succeed. Research supports a balanced literacy framework for the foundational instruction for emergent readers/writers and beyond. Rainier View implements instruction in phonics, phonemic awareness, fluency, comprehension, and vocabulary. Rainier View also implements pedagogical approaches aligned with research best practices of Teachers College for reading/writing to ensure students meet and/or exceed grade levels standards.

Annual Budget Report

2018–19 School Funding by Category



All financial data are from the 2018–19 recommended budget.

Total 2018–19 School Budget:

\$2,737,164

Projected 2018–19 Student Enrollment:

246

Per-Student Funding:

\$11,127

Invitation to Participate

One of the goals of having School Reports is to support families as critical partners with us in a student's academic success. To get involved, please share this with your friends and neighbors, visit the school, or consider talking to the teacher or principal about joining the school's Building Leadership Team or Parent Teacher Student Association to shape your school's improvement plan.

District Mission Statement

Seattle Public Schools is committed to ensuring equitable access, closing the opportunity gaps and excellence in education for every student.