



Rainier Beach High School

Keith L Smith, *Principal*

School Report for 2016–17 School Year

rainierbeachhs.seattleschools.org

2016–17 School Year

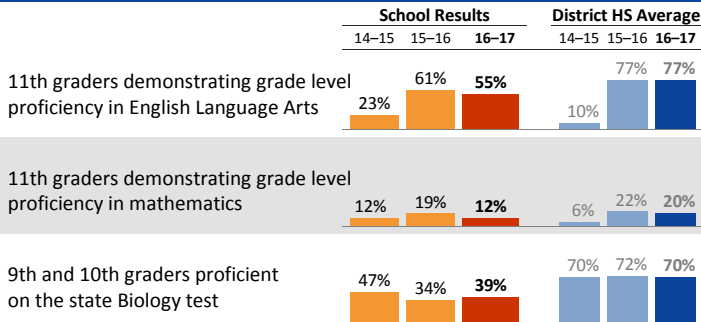
Students: 701

Teachers: 43

Average daily attendance: 85.0%

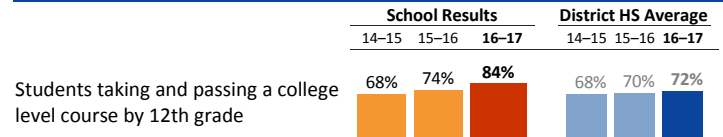
Student mobility: 24%

Student Achievement *

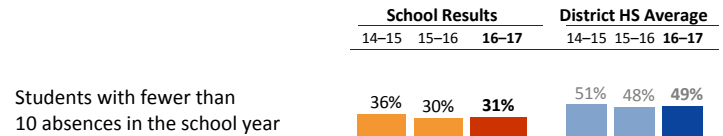


* Students who did not participate in state testing are counted as not demonstrating proficiency. For more details, see "Student Achievement" section of the [Glossary](#)

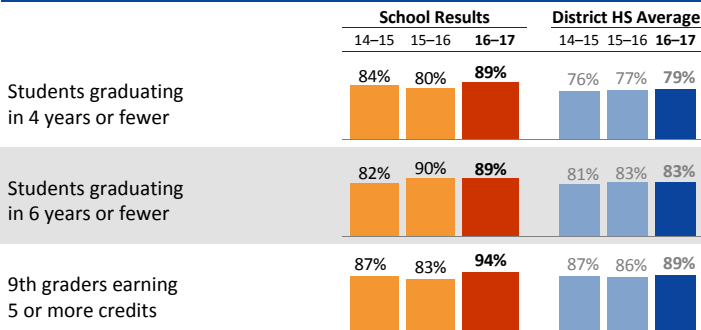
College & Career Ready



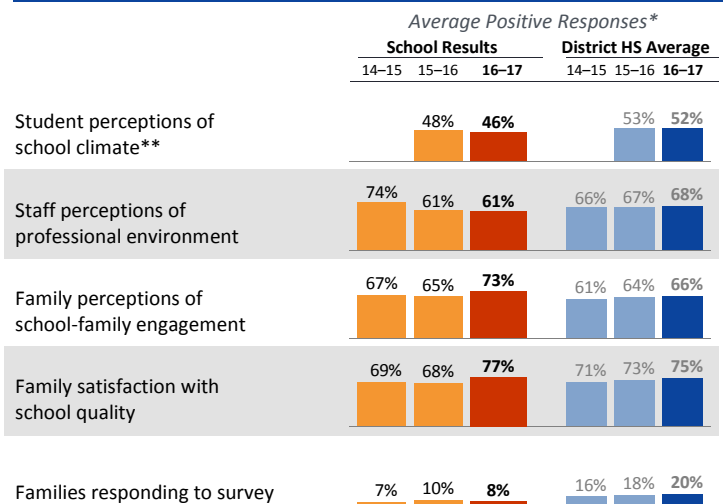
Attendance



On-Track for Graduation



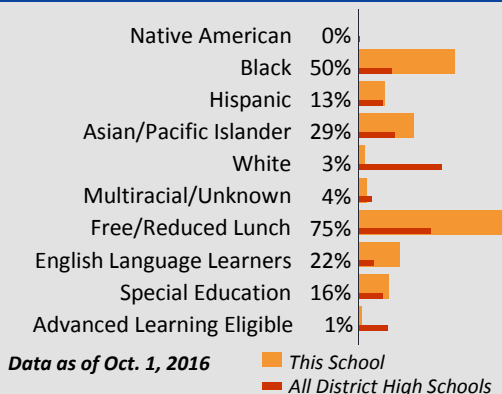
Student, Family, and Staff School Climate Survey



*Results for each survey category equal the average percent of positive responses ("Agree" or "Strongly Agree") for a subset of questions. See results here: tiny.cc/seattlesurvey

** New baseline established due to changes to survey in 2015-16. See [Glossary](#) for details.

Student Demographics



Student Proficiency on State Tests

Spring 2017 School average compared to District high school average (grade 11)

	English Language Arts		Mathematics	
	School	District Avg	School	District Avg
All Students	55%	77%		
Native American		65%		
Black	47%	49%		
Hispanic	47%	65%		
Asian/Pacific Islander	71%	81%		
White		89%		
Multiracial		83%		
Free/Reduced Lunch	49%	59%		
Eng. Lang. Learners	26%	24%		
Special Education	4%	35%		
Gifted		99%		



Rainier Beach High School

Keith L Smith, *Principal*

School Plan & Budget for the 2017–18 School Year

School Mission Statement

Mission: To empower our students to become lifelong learners through the support of family, staff and community and to excel academically and creatively in a multicultural world!
Vision: Rainier Beach High School prepares students to be innovative problem solvers who share responsibility for their success.

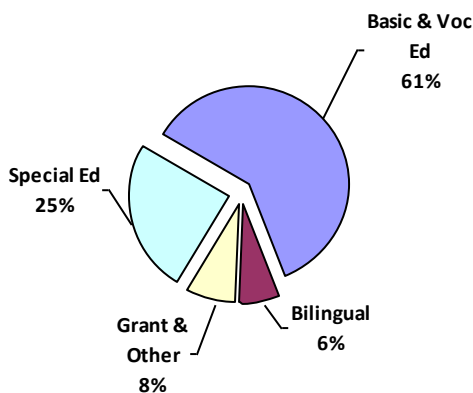
School Goals

Please see the Continuous School Improvement Plan (CSIP) for detailed goals and school information:
<http://www.seattleschools.org/performance>

School Description & Plan to Achieve Goals

Annual Budget Report

2017–18 School Funding by Category



All financial data are from the 2017–18 recommended budget.

Total 2017–18 School Budget:

\$6,874,883

Projected 2017–18 Student Enrollment:

646

Per-Student Funding:

\$10,642

Invitation to Participate

District Mission Statement

Seattle Public Schools is committed to ensuring equitable access, closing the opportunity gaps and excellence in education for every student.