



Queen Anne Elementary

Janine B. Roy, Principal

School Report for 2017-18 School Year

www.queenanneelementary.com

2017-18 School Year

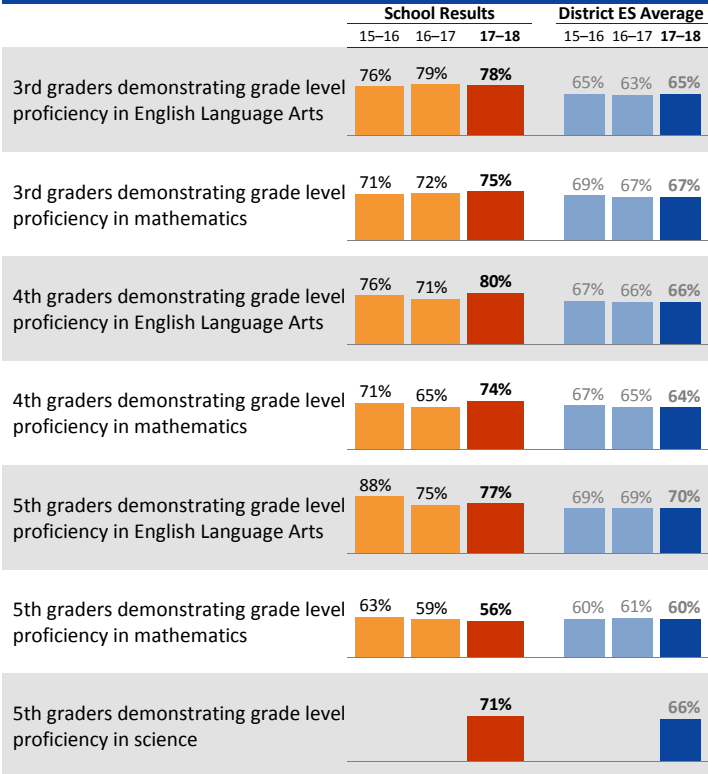
Students: 352

Teachers: 21

Average daily attendance: 95.5%

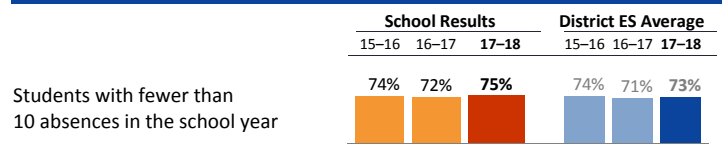
Student mobility: 8%

Student Achievement *

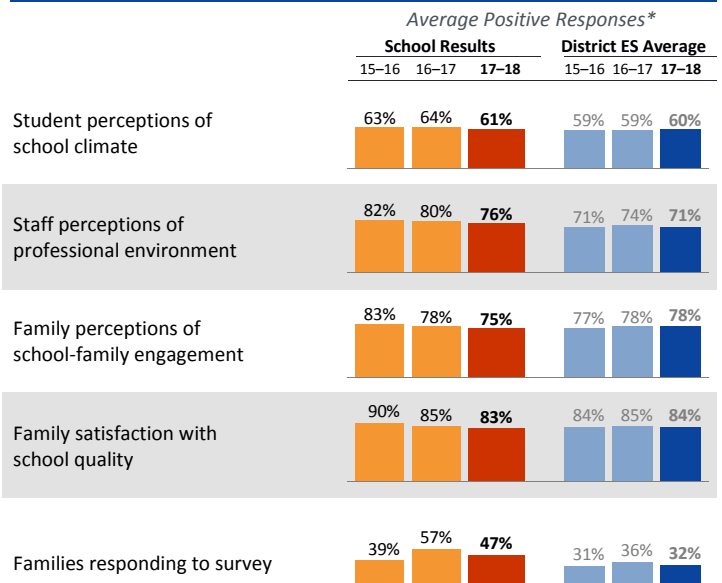


* Students who did not participate in state testing are counted as not demonstrating proficiency.

Attendance

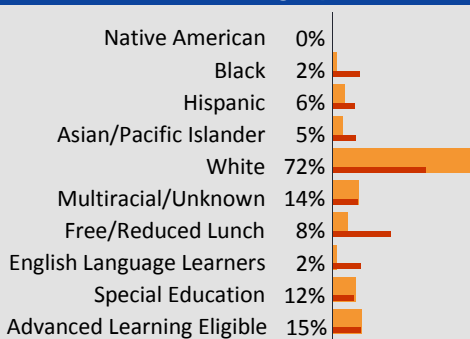


Student, Family, and Staff School Climate Survey



*Results for each survey category equal the average percent of positive responses ("Agree" or "Strongly Agree") for a subset of questions.

Student Demographics



Data as of Oct. 1, 2017

■ This School
■ All District Elementaries

Student Proficiency on State Tests

Spring 2018 School average compared to District elementary school average

	English Language Arts		Mathematics	
	School	District Avg	School	District Avg
All Students	78%	67%	69%	64%
Native American	39%			40%
Black	34%			32%
Hispanic	60%	46%	47%	41%
Asian/Pacific Islander	90%	67%	100%	70%
White	84%	82%	72%	76%
Multiracial	72%	71%	68%	66%
Free/Reduced Lunch	19%	38%	31%	37%
Eng. Lang. Learners		18%		26%
Special Education	63%	41%	42%	37%
Gifted	98%			97%



Queen Anne Elementary

Janine B. Roy, *Principal*

School Plan & Budget for the 2018–19 School Year

School Mission Statement

Our "Five Pillars" have shaped and defined the work we do as a school since 2010. We are self-directed learners. We encourage each other to think critically and learn more. We are concerned, confident and compassionate citizens of the world. We learn everywhere, we learn together. We are creative.

School Goals

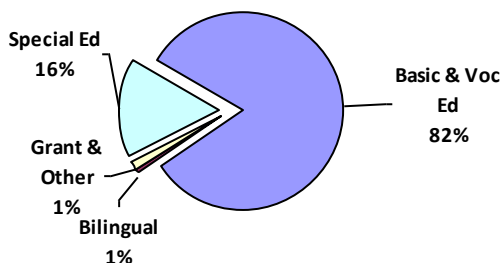
Our goals for Queen Anne Elementary center around the academic achievement and social/emotional well-being of all of our students. Our 5 school-wide pillars are our guide. On the state assessment, the 3rd grade cohort will increase the percentage of students meeting standard on the 2018-19 ELA Smarter Balanced Assessment (SBA) compared to the 3rd grade cohort in 2017-18. The 5th grade cohort will increase the percentage of students meeting standard on the 2018-19 Math Smarter Balanced Assessment (SBA) compared to the same cohort group's percentage in 2017-18.

School Description & Plan to Achieve Goals

Queen Anne Elementary was founded in 2010 as an Option School in SPS. Over the years, we have developed three key components that we believe will build a foundation of learning for our 21st Century students: 1) Our Social Emotional Learning (SEL) program, 2) Our Project Based Learning (PBL) curriculum, and 3) Our One-to-World device project that provides technology tools for students to be independent, work collaboratively, and monitor their own behaviors and learning. The staff and school community believe that it is an exciting time to be educators as we learn more about the learning brain, our body and how to support our students in new ways. We draw from a wide variety of resources to sustain an authentic learning experience for every student at QAE and do this within a caring, nurturing environment.

Annual Budget Report

2018–19 School Funding by Category



All financial data are from the 2018–19 recommended budget.

Total 2018–19 School Budget:

\$2,763,500

Projected 2018–19 Student Enrollment:

343

Per-Student Funding:

\$8,057

Invitation to Participate

At QAE, we believe that families are critical partners with us and help us to nurture and guide students' academic success. To get involved, please share this report with your friends and neighbors, visit the school, read our blogs/website, come to a PTSA meeting, or consider talking to the teacher or principal about joining the school's Building Leadership Team or other Parent Teacher Student Association committees to shape the school's improvement plan. We welcome it!

District Mission Statement

Seattle Public Schools is committed to ensuring equitable access, closing the opportunity gaps and excellence in education for every student.