



Olympic View Elementary

Andrew J. Bean, Principal

School Report for 2017-18 School Year

olympicviews.seattleschools.org

2017-18 School Year

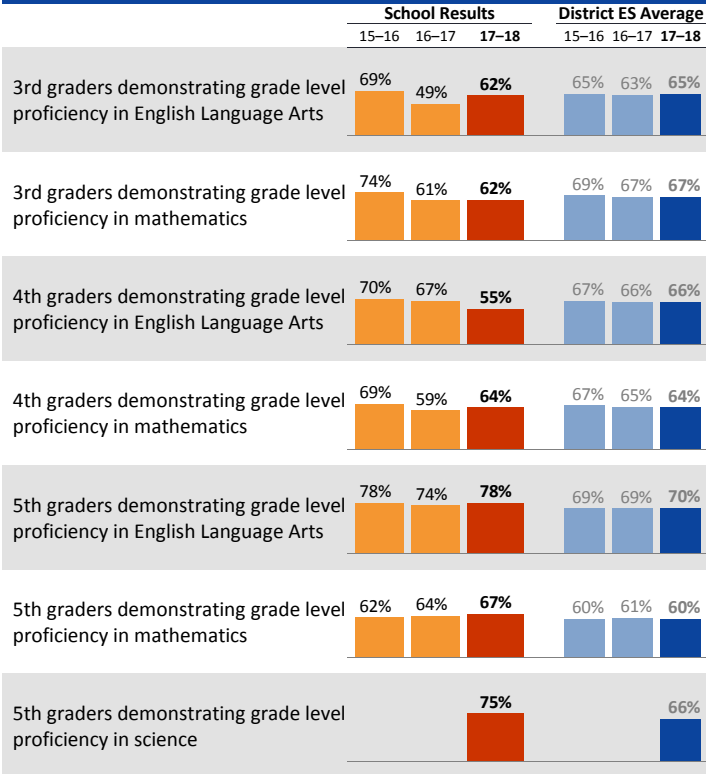
Students: 448

Teachers: 25

Average daily attendance: 96.0%

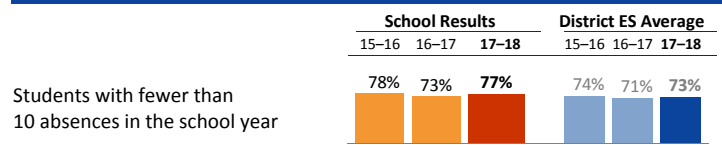
Student mobility: 14%

Student Achievement *

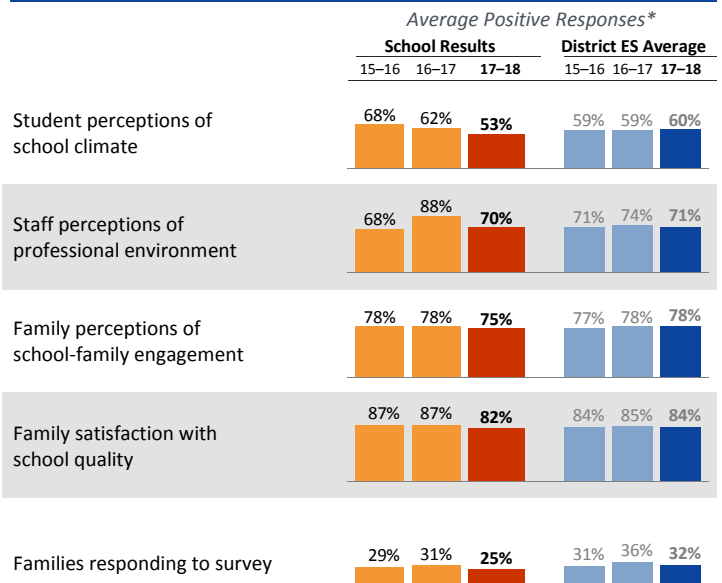


* Students who did not participate in state testing are counted as not demonstrating proficiency.

Attendance




Student, Family, and Staff School Climate Survey



*Results for each survey category equal the average percent of positive responses ("Agree" or "Strongly Agree") for a subset of questions.

Student Demographics



Student Proficiency on State Tests

Spring 2018 School average compared to District elementary school average

	English Language Arts		Mathematics	
	School	District Avg	School	District Avg
All Students	65%	67%	64%	64%
Native American		39%		40%
Black	50%	34%	42%	32%
Hispanic	50%	46%	35%	41%
Asian/Pacific Islander	65%	67%	57%	70%
White	75%	82%	77%	76%
Multiracial	46%	71%	54%	66%
Free/Reduced Lunch	46%	38%	43%	37%
Eng. Lang. Learners	22%	18%	18%	26%
Special Education	33%	41%	38%	37%
Gifted		98%		97%



Olympic View Elementary

Andrew J. Bean, *Principal*

School Plan & Budget for the 2018–19 School Year

School Mission Statement

Mission: Olympic View embraces its rich diversity by providing a welcoming environment through strong family engagement and community partnerships. Staff delivers rigorous, relevant, and engaging learning opportunities through innovation, collaboration, and culturally responsive teaching. Vision: By developing a growth mindset, we inspire all students to strive for high levels of academic, social, and emotional learning. Our students become responsible and

School Goals

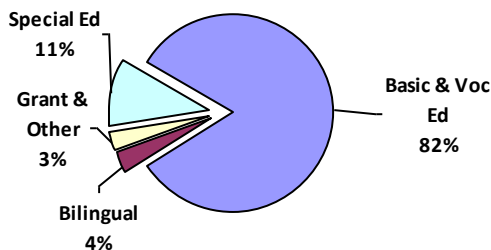
By May of 2019, all or almost all kids below standard at the end of the 2017-18 school year will make more than one year's growth in reading as measured by MAP, LLI inventories, SIPs, and/or Fountas and Pinell data. By May of 2019, current 2018 third-grade students passing the ELA portion of the SBA will improve from 67 percent in the 2017-18 school year to 70 percent as fourth graders in the 2018-19 school year. By May of 2019, current 2018 fourth-grade students passing the ELA portion of the SBA will improve from 55 percent in the 2017-18 school year to 65 percent as fifth graders in the 2018-19 school year. By May of 2019, all or almost all students will be at standard on the green power standards in math as identified by OSPI as measured by teacher created formative assessments, interim benchmark assessments, MAP, end of unit assessments, and the SBA. By May of 2019, student responses under the category of "classroom environment" will

School Description & Plan to Achieve Goals

Olympic View is a diverse K-5 school located in North Seattle in the Maple Leaf community. During the 2017-18 school year, of the 447 enrolled students, there were 77 ELL students (17 percent) and 54 ALO students (12 percent). Olympic View qualified as a Title 1 targeted school with 36 percent of the students receiving free and reduced lunch. Ethnically, 13 percent of the students are Asian, 13 percent are black, 11 percent are Hispanic, 12 percent are multi-racial, and 56 percent are white. There are over 20 different languages spoken. Strong family and community support enables us to provide students with a rigorous, enriching, supportive learning environment. As members of a learning community comprised of parents, students, staff and our greater community, we work together to foster a love of learning by building upon the natural curiosity of childhood, and encouraging exploration and discovery in order to develop healthy, responsible, contributing world citizens. At Olympic View, students, parents and staff experience success every day!

Annual Budget Report

2018–19 School Funding by Category



All financial data are from the 2018–19 recommended budget.

Total 2018–19 School Budget:

\$3,694,368

Projected 2018–19 Student Enrollment:

446

Per-Student Funding:

\$8,283

Invitation to Participate

One of the goals of having School Reports is to support our families as critical partners with us in your student's academic success. To get involved, please share this information with your friends and neighbors, email the principal to ask questions, or get involved as a volunteer or PTA member.

District Mission Statement

Seattle Public Schools is committed to ensuring equitable access, closing the opportunity gaps and excellence in education for every student.