



McClure Middle School

Shannon M. Conner, *Principal*

School Report for 2017–18 School Year

mcclurems.seattleschools.org

2017–18 School Year

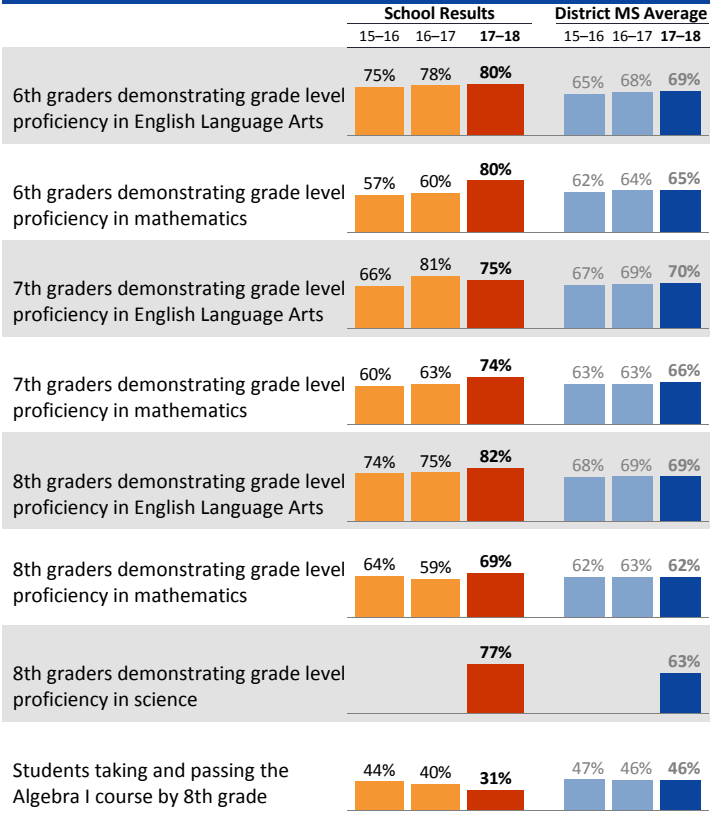
Students: 540

Teachers: 30

Average daily attendance: 94.1%

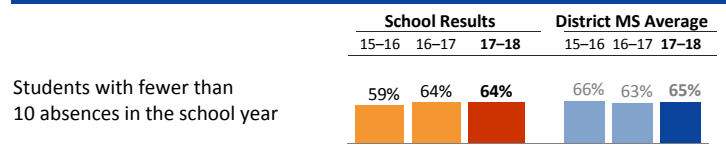
Student mobility: 9%

Student Achievement *

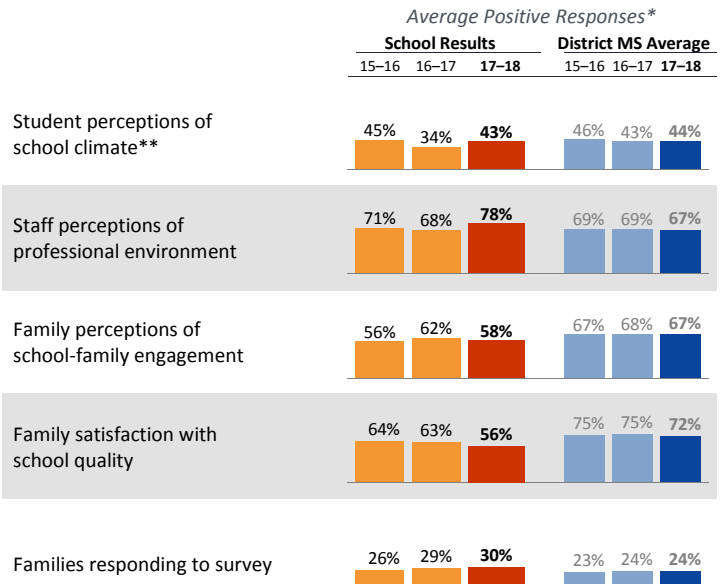


* Students who did not participate in state testing are counted as not demonstrating proficiency.

Attendance




Student, Family, and Staff School Climate Survey



* Results for each survey category equal the average percent of positive responses ("Agree" or "Strongly Agree") for a subset of questions.

Student Demographics



Student Proficiency on State Tests

Spring 2018 School average compared to District middle school average

	English Language Arts		Mathematics	
	School	District Avg	School	District Avg
All Students	79%	69%	75%	64%
Native American		39%		37%
Black	41%	36%	36%	29%
Hispanic	67%	50%	54%	42%
Asian/Pacific Islander	68%	74%	74%	74%
White	85%	83%	81%	77%
Multiracial	78%	72%	70%	66%
Free/Reduced Lunch	45%	44%	44%	39%
Eng. Lang. Learners	33%	10%	47%	16%
Special Education	46%	29%	40%	24%
Gifted	92%	96%	100%	96%



McClure Middle School

Shannon M. Conner, *Principal*

School Plan & Budget for the 2018–19 School Year

School Mission Statement

Our mission is to facilitate the social, emotional, and academic development of every McClure student. We cultivate positive relationships and provide engaging curriculum, promoting independence through opportunities to self-advocate, think critically, and build community.

School Goals

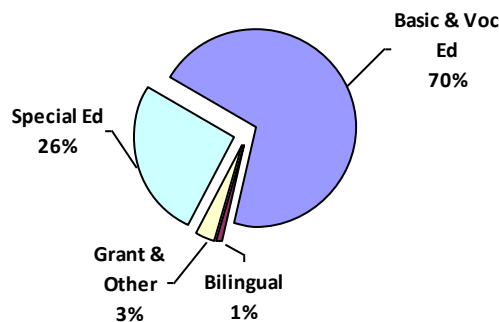
ACADEMIC: McClure students achieving proficiency on 2019 Math and ELA state assessment will increase by at least 3%. SCH. CLIMATE: *% of sts responding positively to the statement, “Students in my classes are respectful to adults.” will increase from 28% to 40+%. *% of students responding positively to: “My teachers make me feel included in class” will increase by: Af. Amer. 50% to 60+% - Lat.: 55% to 65+% % of sts. responding positively to the prompt “My teachers take the time to get to know me” will increase by: Af. Amer. 40% to 50% Lat: 27% to 40%

School Description & Plan to Achieve Goals

McClure Middle School is an educational community committed to eliminating the education debt/opportunity gap and providing all of our students with a rich, culturally responsive and equitable academic program. It is our obligation to enrich the lives of students by offering a variety of classes and activities that stimulate learning and develop knowledge and skills across a broad spectrum of experiences. We differentiate instruction and work closely with students and families to build relationships and tailor teaching and learning to support each student. We also take pride in working collaboratively and effectively together to increase student achievement. McClure M.S. is dedicated to building relationships with all students and giving them the support and challenge necessary to fully prepare them for high school and beyond. We consistently assess our progress in eliminating the opportunity gap. At McClure, all core disciplines are fully aligned by grade level – common curriculum calendar, grading practices, and assessments. Teachers collaborate closely to plan and enhance all units and lessons. They also align rubrics and look at student work and assessment outcomes to determine best pedagogical practices moving forward. We provide advanced learning opportunities to all of our students: all of our Language Arts classrooms are fully blended with General Education and Advanced Learning-identified students. All Social Studies and Science courses at McClure are fully inclusive – General Education, Special Education, ELL, Spectrum-identified students. We have no “honors” Math courses; students are placed in Math courses based completely on the previous year’s math course mastery (i.e. students taking 6th grade math will move into 7th grade math). McClure does not skip students in math but focuses on genuine mastery of grade level standards. Teachers at McClure use differentiation strategies to effectively accelerate students who struggle and provide enrichment and application opportunities for students who have already mastered a particular standard or skill. We focus intentionally on strategies to enhance rigor and critical thinking for all students.

Annual Budget Report

2018–19 School Funding by Category



All financial data are from the 2018–19 recommended budget.

Total 2018–19 School Budget: **\$4,795,170**

Projected 2018–19 Student Enrollment: **545**

Per-Student Funding: **\$8,798**

Invitation to Participate

Our goal is to support families as critical partners with us in a student’s academic success. To be involved, please share this School Report with friends and neighbors, volunteer at our school, visit one of the school’s community events, or consider talking to a staff member about joining the school’s Building Leadership Team or Parent Teacher Student Association to shape your school’s improvement plan. We have many, many opportunities at McClure to cultivate culture and community.

District Mission Statement

Seattle Public Schools is committed to ensuring equitable access, closing the opportunity gaps and excellence in education for every student.