



# Laurelhurst Elementary

Tim J. Snyder, *Principal*

## School Report for 2017–18 School Year

laurelhurstes.seattleschools.org

### 2017–18 School Year

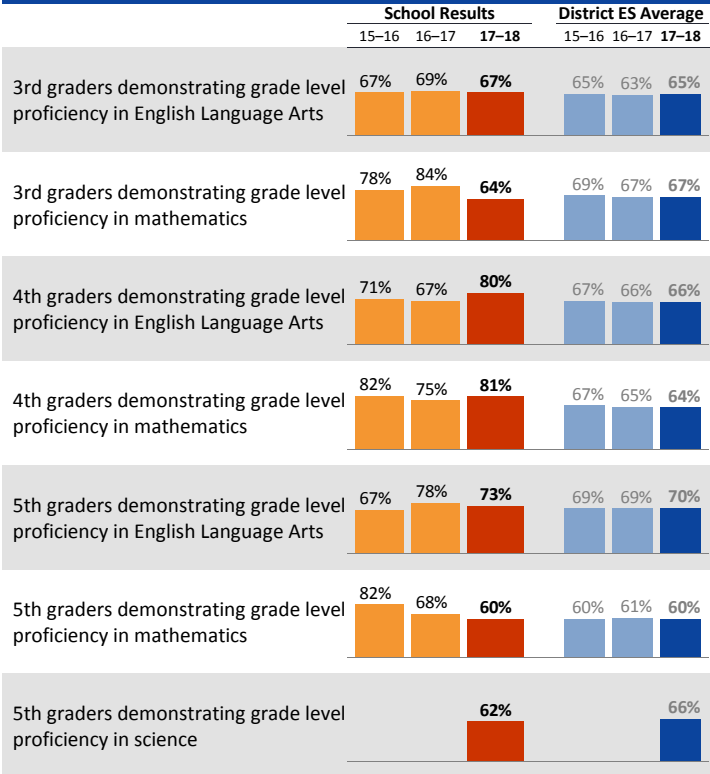
# Students: 353

# Teachers: 21

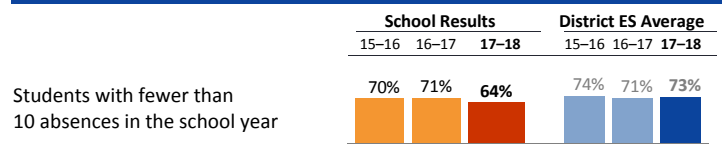
Average daily attendance: 95.1%

Student mobility: 14%

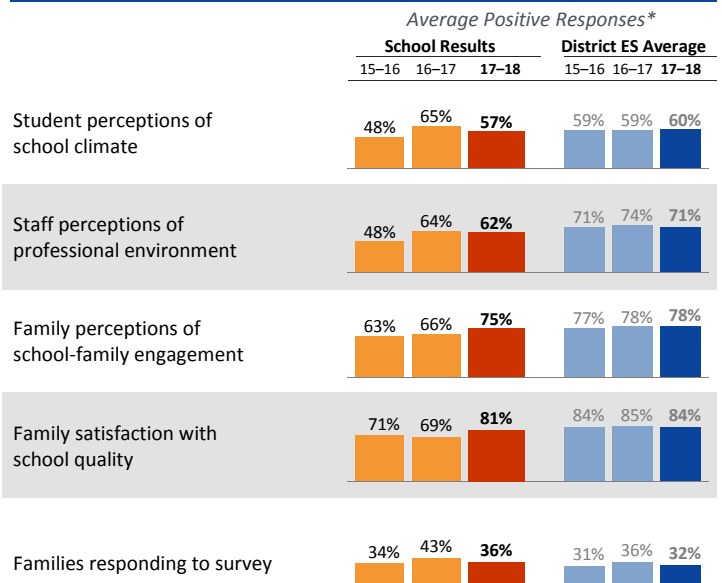
### Student Achievement \*



### Attendance




### Student, Family, and Staff School Climate Survey



\* Students who did not participate in state testing are counted as not demonstrating proficiency.

\*Results for each survey category equal the average percent of positive responses ("Agree" or "Strongly Agree") for a subset of questions.

### Student Demographics



### Student Proficiency on State Tests

Spring 2018 School average compared to District elementary school average

	English Language Arts		Mathematics	
	School	District Avg	School	District Avg
<b>All Students</b>	<b>73%</b>	<b>67%</b>	<b>68%</b>	<b>64%</b>
Native American	39%			40%
Black	34%			32%
Hispanic	46%			41%
Asian/Pacific Islander	91%	67%	89%	70%
White	77%	82%	72%	76%
Multiracial	65%	71%	65%	66%
Free/Reduced Lunch	48%	38%	43%	37%
Eng. Lang. Learners	18%		79%	26%
Special Education	49%	41%	44%	37%
Gifted	98%			97%



# Laurelhurst Elementary

Tim J. Snyder, *Principal*

## School Plan & Budget for the 2018–19 School Year

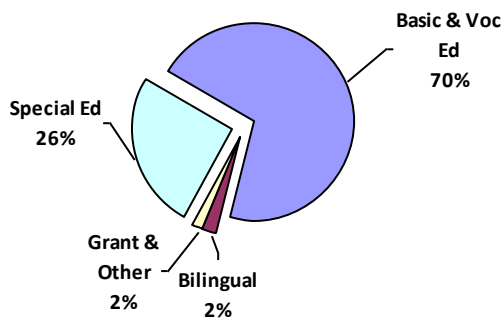
**School Mission Statement**  
 The teachers at Laurelhurst are facilitators of learning, posing questions that elicit creative and critical thinking, and nurturing in their students a life-long love of learning.

**School Goals**  
 We seek for every student to show at least one year's growth in Reading and Math every year.

**School Description & Plan to Achieve Goals**  
 Laurelhurst is a small school where dedicated teachers and staff help every student feel cared for and every student sees themselves learning. Getting our students to actually learn is not enough; we seek to help them understand their own learning and take charge. Students who understand themselves to be the masters of their own learning cannot ever be stopped from success. Students who are cared about and care about others have great joy from their time at school.

**Annual Budget Report**

2018–19 School Funding by Category



All financial data are from the 2018–19 recommended budget.

Total 2018–19 School Budget:  
**\$3,458,676**

Projected 2018–19 Student Enrollment:  
**335**

Per-Student Funding:  
**\$10,324**

**Invitation to Participate**

One of the goals of having School Reports is to support families as critical partners with us in a students academic success. To get involved, please share this with your friends and neighbors, visit the school, or consider talking to the teacher or principal about joining the school's Building Leadership Team or Parent Teacher Student Association to shape your school's improvement plan.

**District Mission Statement**  
 Seattle Public Schools is committed to ensuring equitable access, closing the opportunity gaps and excellence in education for every student.