



Lafayette Elementary

Cynthia Chaput, Principal

School Report for 2017–18 School Year

www.mylafayette.org

2017–18 School Year

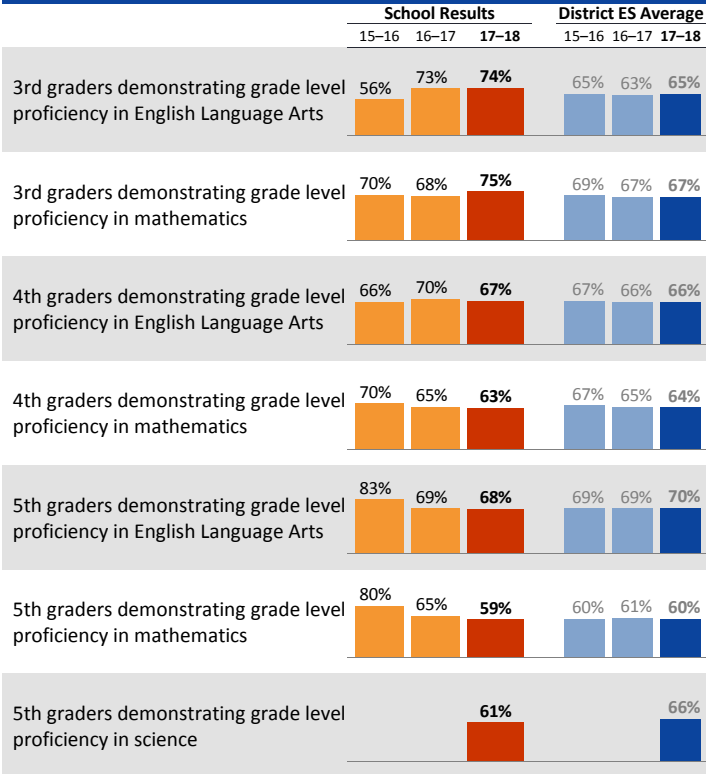
Students: 393

Teachers: 20

Average daily attendance: 95.7%

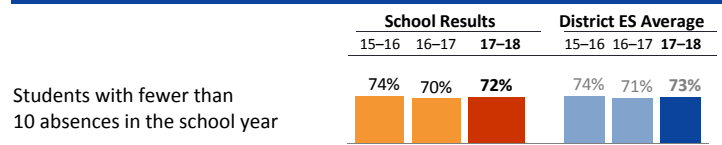
Student mobility: 9%

Student Achievement *

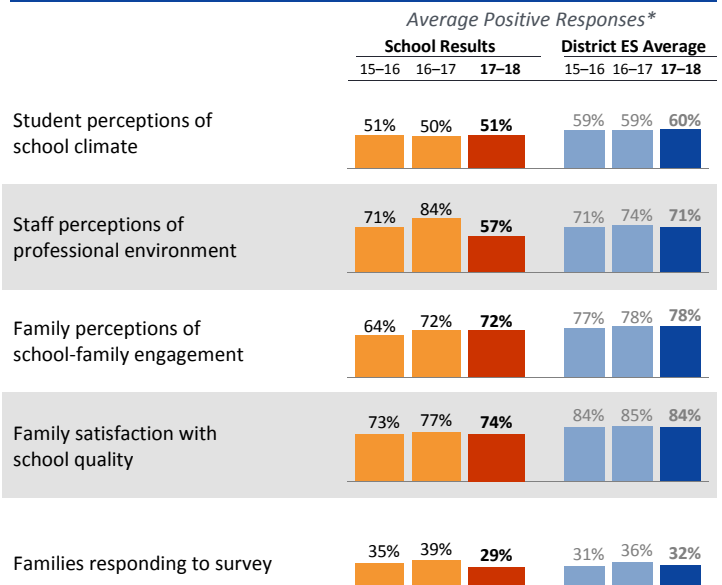


* Students who did not participate in state testing are counted as not demonstrating proficiency.

Attendance

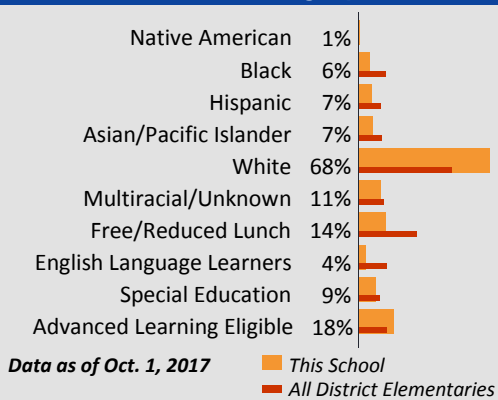


Student, Family, and Staff School Climate Survey



*Results for each survey category equal the average percent of positive responses ("Agree" or "Strongly Agree") for a subset of questions.

Student Demographics



Student Proficiency on State Tests

Spring 2018 School average compared to District elementary school average

	English Language Arts		Mathematics	
	School	District Avg	School	District Avg
All Students	69%	67%	66%	64%
Native American	39%			40%
Black	34%			32%
Hispanic	44%	46%	44%	41%
Asian/Pacific Islander	46%	67%	54%	70%
White	79%	82%	73%	76%
Multiracial	60%	71%	60%	66%
Free/Reduced Lunch	26%	38%	30%	37%
Eng. Lang. Learners		18%		26%
Special Education	28%	41%	32%	37%
Gifted	100%	98%	100%	97%



Lafayette Elementary

Cynthia Chaput, Principal

School Plan & Budget for the 2018–19 School Year

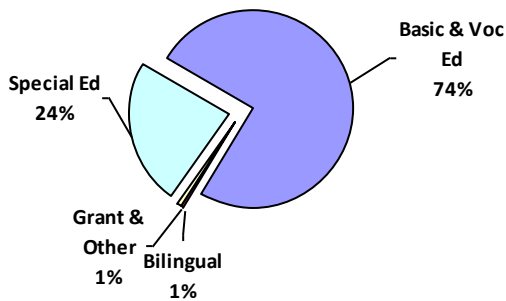
School Mission Statement “Educate and nurture all students so they may grow toward responsible, global citizenship.”

School Goals Increase overall student proficiency across all grades as measured by either SBA or Fountas & Pinnell. The target for 2018-2019 is that 85% of 3rd graders will meet or exceed state standards in English Language Arts as measured by SBA and Fountas & Pinnell. Additionally, 85% of 5th graders will meet or exceed standards in Math as measured by SBA. We will increase proficiency by 15% for students of color in English Language Arts as measured by SBA and Fountas & Pinnell.

School Description & Plan to Achieve Goals Students at Lafayette Elementary have three personal standards: To Show Respect, Make Good Decisions and Solve Problems. Additionally, students are expected to self regulate their emotions and are engaged in the implementation of the RULER curriculum. School climate effects the academic and social/emotional development of all students. Our school data shows that 74% of the third graders, 67% of the fourth graders and 68% of fifth graders met standard in ELA as measured by the Spring 2018 SBA. The staff are implementing the new ELA curriculum from the Center for Collaborative Classrooms (CCC). Staff use Fountas and Pinnell to benchmark and progress monitor students for Tier 2 and Tier 3 interventions. Interventionists use Leveled Literacy Instruction (LLI) curriculum and Systematic Instruction in Phonemic Awareness and Phonics (SIPPS) to support Tier 2 and Tier 3 instruction. All K-2 staff work with the reading interventionist to ensure that all students are at grade level in ELA. Students identified as Advanced Learners are challenged in their ELA classrooms through differentiation and extended learning opportunities.

Annual Budget Report

2018–19 School Funding by Category



All financial data are from the 2018–19 recommended budget.

Total 2018–19 School Budget: **\$3,679,008**

Projected 2018–19 Student Enrollment: **398**

Per-Student Funding: **\$9,244**

Invitation to Participate

One of the goals of having School Reports is to support families as critical partners with us in their student's academic success. To get involved, please share this with your friends and neighbors, visit the school, or consider talking to the teacher or principal. There are many opportunities at Lafayette to be involved. Some of them include joining the school's Building Leadership Team (BLT), Parent Teacher Student Association (PTSA), committee work in ELA, STEAM, volunteer with the School Garden,

District Mission Statement Seattle Public Schools is committed to ensuring equitable access, closing the opportunity gaps and excellence in education for every student.