



Kimball Elementary

Melissa G. Gray, Principal

School Report for 2017–18 School Year

kimballes.seattleschools.org

2017–18 School Year

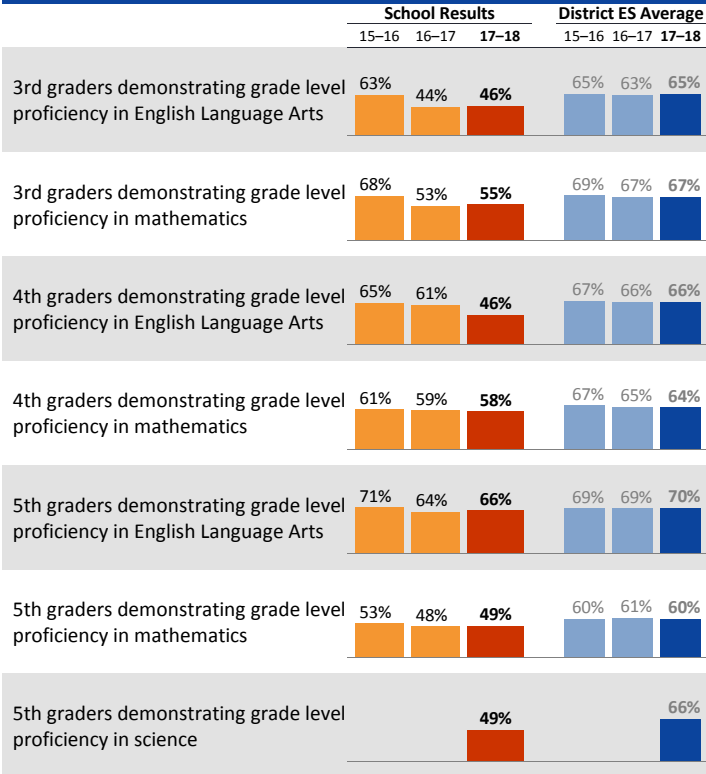
Students: 443

Teachers: 24

Average daily attendance: 94.9%

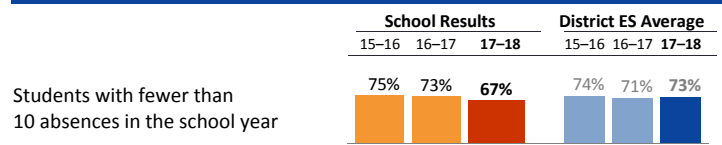
Student mobility: 12%

Student Achievement *

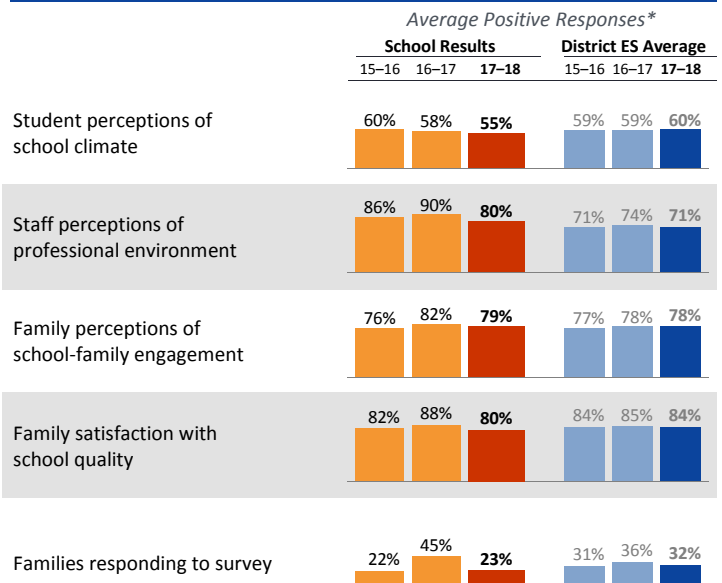


* Students who did not participate in state testing are counted as not demonstrating proficiency.

Attendance




Student, Family, and Staff School Climate Survey



*Results for each survey category equal the average percent of positive responses ("Agree" or "Strongly Agree") for a subset of questions.

Student Demographics



Student Proficiency on State Tests

Spring 2018 School average compared to District elementary school average

	English Language Arts		Mathematics	
	School	District Avg	School	District Avg
All Students	53%	67%	54%	64%
Native American		39%		40%
Black	23%	34%	32%	32%
Hispanic	34%	46%	21%	41%
Asian/Pacific Islander	57%	67%	64%	70%
White	78%	82%	70%	76%
Multiracial	75%	71%	71%	66%
Free/Reduced Lunch	37%	38%	42%	37%
Eng. Lang. Learners	16%	18%	38%	26%
Special Education	11%	41%	11%	37%
Gifted		98%		97%



Kimball Elementary

Melissa G. Gray, Principal

School Plan & Budget for the 2018–19 School Year

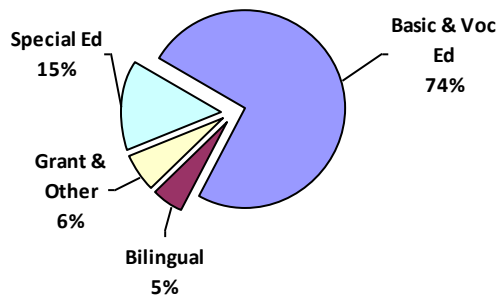
School Mission Statement
 Kimball Elementary School creates a safe, empowering learning environment where children celebrate continued academic growth and achievement. Kimball fosters lifelong learners and problem solvers within a community of cultural diversity and acceptance.

School Goals
 We will increase the percentage of fourth graders reaching proficiency on the English language arts Smarter Balanced Assessment from 45% as third graders in June 2018 to at least 60% in June 2019. We will increase the percentage of fifth grade students reaching proficiency on the math Smarter Balanced Assessment from 61% as fourth graders in June 2018 to at least 65% in June 2019. We will increase the percentage of English language learners reaching proficiency on the English language arts Smarter Balanced Assessment from 31% in June 2018 to at least 40% in June 2019. We will increase the percentage of students in grades 3-5 who respond favorably to the statement "adults notice if someone is bullied at school" from 44% in spring 2-18 to at least 55% in spring 2019. We will increase the percentage of students in grade 3-5 who respond favorably to the statement "Adults are able to stop someone from being a bully" from 57% in spring 2018 to

School Description & Plan to Achieve Goals
 We provide on-going professional development for teachers in CCC, Math In Focus, and Ruler. Our Principal and Assistant Principal set aside time each week to visit classrooms and provide written and verbal feedback to teachers. Our Multi-tiered Systems of Support (MTSS) Team supports teachers in using research-based interventions, and facilitates data meetings approximately every six weeks. We strengthen our core academic program by meeting twice per month in Professional Learning Communities to align instruction and assessment practices. We provide students an array of extended-day learning opportunities four days per week, including reading tutoring, chess, visual arts, robotics, creative computing and science and engineering.

Annual Budget Report

2018–19 School Funding by Category



All financial data are from the 2018–19 recommended budget.

Total 2018–19 School Budget:
\$4,356,207

Projected 2018–19 Student Enrollment:
437

Per-Student Funding:
\$9,968

Invitation to Participate

One of the goals of having School Reports is to support families as critical partners with us in a student's academic success. To get involved, please share this with your friends and neighbors, visit the school, or consider talking to the Teacher or Principal about joining the school's Building Leadership Team, Parent Teacher Student Association, or Family Engagement Action Team to shape your school's improvement plan.

District Mission Statement
 Seattle Public Schools is committed to ensuring equitable access, closing the opportunity gaps and excellence in education for every student.