



Aki Kurose Middle School

Mia T. Williams, Principal

School Report for 2017–18 School Year

kurosems.seattleschools.org

2017–18 School Year

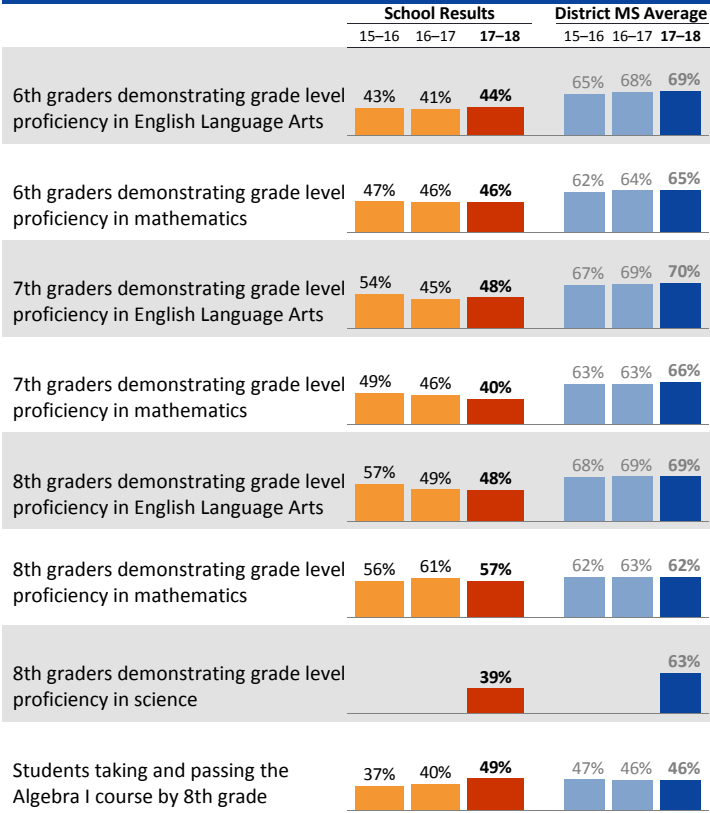
Students: 685

Teachers: 42

Average daily attendance: 93.6%

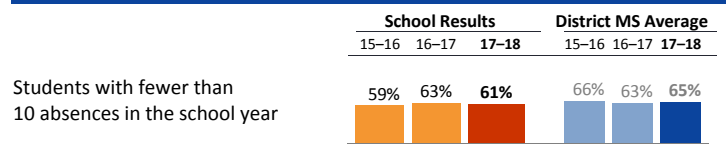
Student mobility: 16%

Student Achievement *

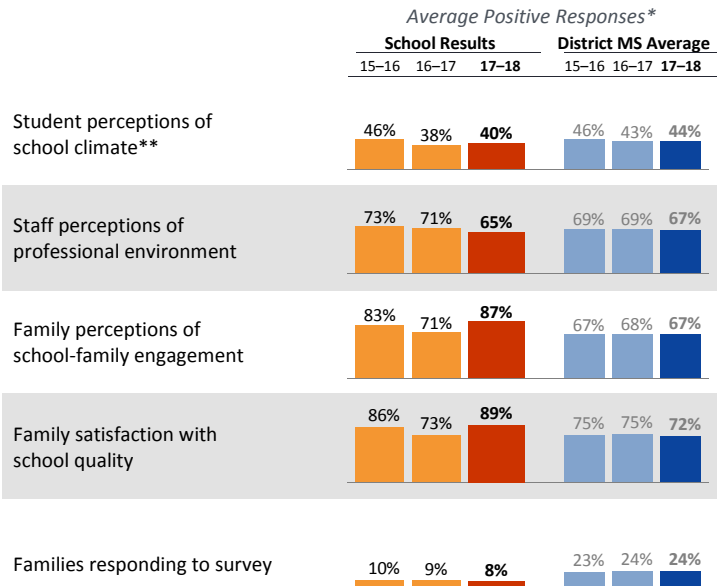


* Students who did not participate in state testing are counted as not demonstrating proficiency.

Attendance




Student, Family, and Staff School Climate Survey



* Results for each survey category equal the average percent of positive responses ("Agree" or "Strongly Agree") for a subset of questions.

Student Demographics



Student Proficiency on State Tests

Spring 2018 School average compared to District middle school average

	English Language Arts		Mathematics	
	School	District Avg	School	District Avg
All Students	47%	69%	48%	64%
Native American		39%		37%
Black	33%	36%	33%	29%
Hispanic	41%	50%	43%	42%
Asian/Pacific Islander	62%	74%	66%	74%
White	57%	83%	62%	77%
Multiracial	56%	72%	53%	66%
Free/Reduced Lunch	40%	44%	43%	39%
Eng. Lang. Learners	13%	10%	20%	16%
Special Education	8%	29%	15%	24%
Gifted		96%		96%



Aki Kurose Middle School

Mia T. Williams, *Principal*

School Plan & Budget for the 2018–19 School Year

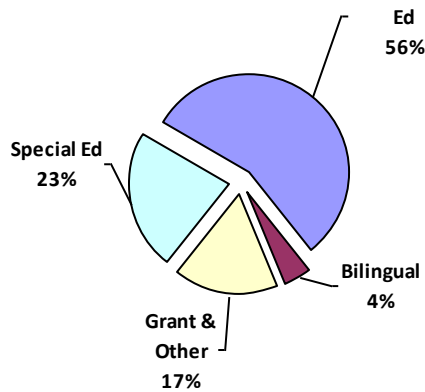
School Mission Statement
 Strong Relationships and High Expectations—Every Student Excelling and Cared For—in Our Collaborative Learning Community-Every student Achieves, Everyone Accountable.

School Goals
 Math/ELA Student Goals: Teachers will have positive relationships with students and students will engage in learning and class in an authentic way that leads students towards the mastery of content area standards. Students will engage in re-take plans for students as needed and engage in regular class-based discussions to de-privatize their understanding of concepts. Students will be able to demonstrate mastery on standards through multiple assessments. These processes will result in an growth of a minimum of one level of proficiency for black males in Math and English Language Arts as measured by the Smarter Balanced Assessment and school based measures. Teacher/School Culture Goals: Teachers will develop positive relationships with students by recognizing student currencies and practicing cultural humility through intentional PLC study and practice. Aki will implement restorative practices for classroom management and admin

School Description & Plan to Achieve Goals
 Students who scored a Level 1 or 2 on their most recent SBAC and some level 3 students will have an additional math class focused on building the foundational math skills (Numbers and Operations). Math teachers provide instruction based on the Common Core State Standards and inform their instructional practices through collaboratively developing standards-based units, by using students' data to progress monitor and intervene appropriately. All students have 100 minutes of reading and writing instruction daily. Students are scheduled in just-right reading classes based on common assessments and SBAC data. Finer-tuned adjustments occur with reading level assessments, interim assessments and teacher feedback. Reading classes include Teachers College Reading and Writing workshop, Read 180 and Systems 44. We utilize multiple pedagogical approaches, such as differentiated small group instruction, student talk protocols, and assessments (e.g. short-writes, long-writes, conferring, exit tickets). All Literacy teachers collaboratively developed a school curricular calendar that is vertically aligned and anchored with the state and common core standards. Explicit non-fiction reading instruction will take place in LA blocks, social studies and science classes. Students who scored a Level 1 or 2 and some level 3 on their most recent SBAC will have the opportunity to participate in Academic Break Camps and Extended Learning Time afterschool twice a week to strengthen their reading and math skills.

Annual Budget Report

2018–19 School Funding by Category



All financial data are from the 2018–19 recommended budget.

Total 2018–19 School Budget:
\$7,337,889

Projected 2018–19 Student Enrollment:
660

Per-Student Funding:
\$11,118

Invitation to Participate

One of the goals of having School Reports is to support families as critical partners with us in a student s academic success. To get involved, please share this with your friends and neighbors, visit the school, or consider talking to the teacher or principal about joining the school's Building Leadership Team or Parent Teacher Student Association to shape your school's improvement plan.

District Mission Statement
 Seattle Public Schools is committed to ensuring equitable access, closing the opportunity gaps and excellence in education for every student.