



View Ridge Elementary

Terri Skjei, Principal

School Report for 2015–16 School Year

viewridgees.seattleschools.org

2015–16 School Year

Students: 592

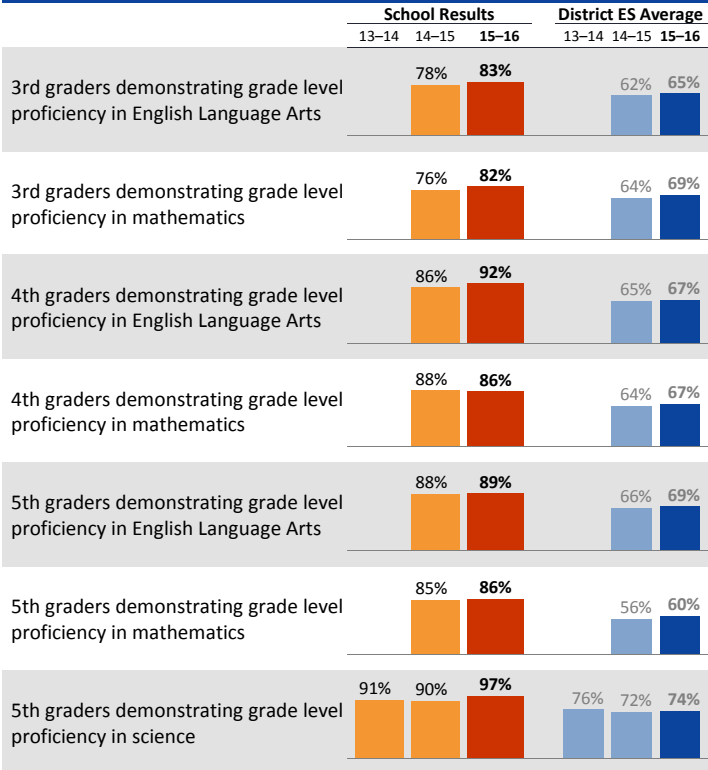
Teachers: 34

Students per teacher: 17

Average daily attendance: 96.3%

Student mobility: 6%

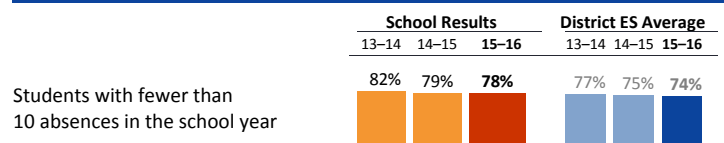
Student Achievement *



* Students who did not participate in state testing are counted as not demonstrating proficiency.

For more details, see "Student Achievement" section of the [Glossary](#)

Attendance



Accountability and School Performance

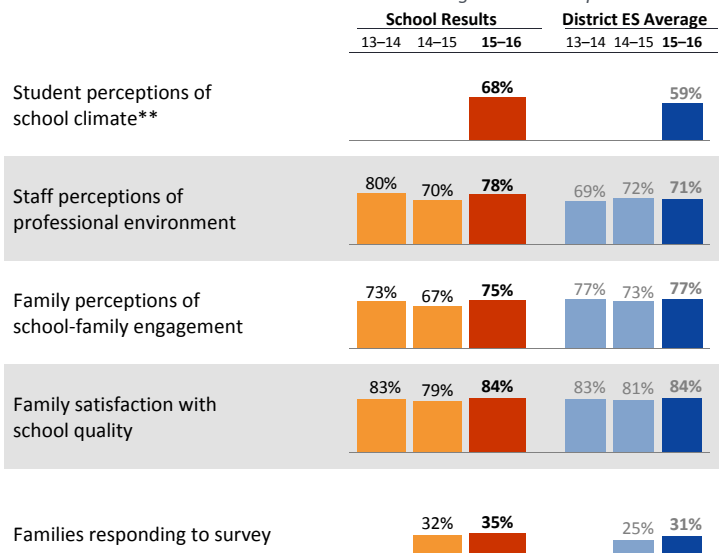
Seattle Public Schools Segmentation Level: **n/a**

Met Adequate Yearly Progress (AYP) Proficiency Goal for ELA: **n/a**

Met Adequate Yearly Progress (AYP) Proficiency Goal for Math: **n/a**

Student, Family, and Staff School Climate Survey

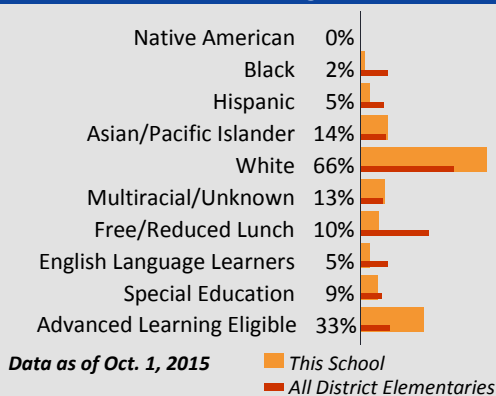
Average Positive Responses*



*Results for each survey category equal the average percent of positive responses ("Agree" or "Strongly Agree") for a subset of questions. See results here: tiny.cc/seattlesurveys

** New baseline established due to changes to survey in 2015-16. See [Glossary](#) for details.

Student Demographics



Student Proficiency on State Tests

Spring 2016 School average compared to District elementary school average

| | English Language Arts | | Mathematics | |
|------------------------|-----------------------|--------------|-----------------|--------------|
| | School | District Avg | School | District Avg |
| All Students | 88% | 67% ↗ 3 | 85% | 65% ↗ 4 |
| Native American | | 39% ↗ 7 | | 35% ↗ 1 |
| Black | | 35% ↗ 1 | | 35% ↗ 4 |
| Hispanic | 93% ↗ 23 | 47% ↗ 2 | 93% ↗ 18 | 46% ↗ 5 |
| Asian/Pacific Islander | 88% ↗ 16 | 69% ↗ 4 | 88% ↗ 5 | 72% ↗ 4 |
| White | 87% ↘ 1 | 81% ↗ 2 | 85% ↗ 2 | 77% ↗ 3 |
| Multiracial | 96% ↗ 18 | 71% ↗ 3 | 79% ↘ 3 | 67% ↗ 3 |
| Free/Reduced Lunch | 82% ↗ 29 | 42% ↔ | 47% ↘ 9 | 42% ↗ 2 |
| Eng. Lang. Learners | | 23% ↗ 2 | | 33% ↗ 7 |
| Special Education | 67% ↗ 17 | 45% ↔ | 59% ↗ 4 | 44% ↗ 4 |
| Gifted | 100% ↔ | 95% ↗ 1 | 100% ↔ | 95% ↗ 1 |



View Ridge Elementary

Terri Skjei, Principal

School Plan & Budget for the 2016–17 School Year

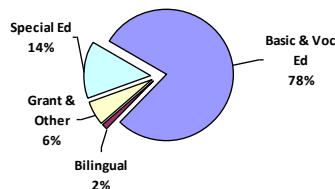
School Mission Statement The purpose of View Ridge Elementary School is to provide a challenging curriculum with emphasis on the basic academic skills and the arts, that meets the needs of all students. Through collaboration and continued parental/community involvement, students of all ethnicities will demonstrate confidence and a strong positive mental attitude.

School Goals We will use classroom based assessments, MAP, and the Smarter Balanced Assessment (SBA) data to guide our instruction. We set academic targets using assessment tools and metrics for measurement of improvement. This year we will be setting academic targets based on the baseline that was established with the SBA data. Traditionally, we have performed above state standards and intend to maintain this academic trend. We are aiming for high academic targets and will adjust school-wide academic goals after analyzing the data and adjusting goals to match consistent assessment tools and metrics.

School Description & Plan to Achieve Goals View Ridge resides in a lovely neighborhood and is known for housing a variety of programs and services. We are known as the View Ridge Otters. Our school population remains stable and we continue to address best ways to serve all students. We have a strong and active parent population that works together to support students, staff and families. One of our highlights is a commitment to the arts as celebrated through our Family Arts Nights encompassing a variety of venues featuring art, music, movement, technology and featured artists. Our librarian coordinates visiting authors and our intermediate grades participate in the Writers in the Schools program, working closely with a resident poet. Our PTA sponsors numerous community events and makes significant contributions to the school and staff. In reading, math and other content areas, our staff regularly assesses students and uses data to inform instruction. Staff have been trained in Readers and Writers workshop, and aligning instruction to Common Core Standards, plus participate in a variety of professional development opportunities. We are implementing the RULER model, focusing on the social/emotional growth of students. We have a school intervention team that closely monitors student progress and provides additional support. We are proud of a high level of sustained academic achievement. The View Ridge staff is highly collaborative and works hard to meet the needs of all students.

Annual Budget Report

2016–17 School Funding by Category



All financial data are from the 2016–17 recommended budget.

Invitation to Participate

Total 2016–17 School Budget: **\$4,049,978**

Projected 2016–17 Student Enrollment: **559**

Per-Student Funding: **\$7,245**

One of the goals of having School Reports is to support families as critical partners with us in a student's academic success. To get involved, please share this with your friends and neighbors, visit the school, or consider talking to the teacher, parents or principal about joining the school's Parent Teacher Student Association and learn about the school's leadership team to provide input and help shape the school's improvement plan.

District Mission Statement

Seattle Public Schools is committed to ensuring equitable access, closing the opportunity gaps and excellence in education for every student.