

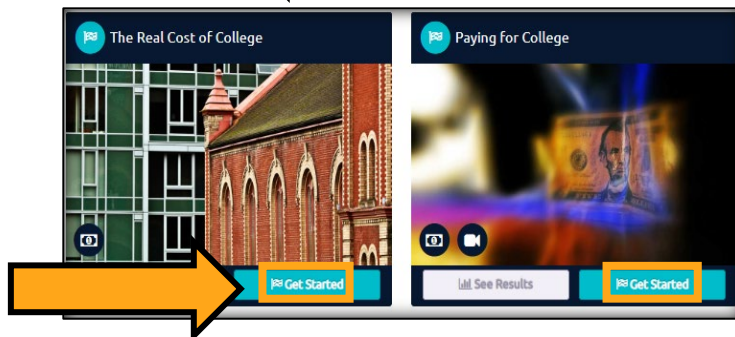
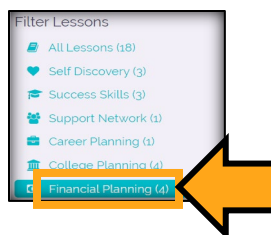
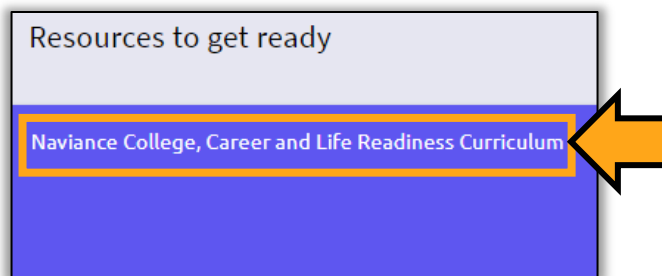


MAKEUP LESSON: COLLEGE COST CURRICULUM

The 11th grade *College Costs Curriculum* Lessons are part of the High School and Beyond Plan, a WA state graduation requirement. The lesson was delivered in class. You were either absent or started attending this school after the lesson was delivered. Follow the instructions below to complete the activity.

COMPLETE THE CURRICULUM:

- 1) On the Naviance home page, scroll down until you see the **purple box** on the left half of the screen.
- 2) Click **Naviance College, Career, and Life Readiness Curriculum**.
- 3) Click **Financial Planning** on the left-hand side under Filter Lessons.
- 4) Click **Get Started** next to **The Real Cost of College** Lesson.
- 5) When finished, click **Get Started** next to the **Paying for College** Lesson.



MARK THE TASK AS COMPLETE:

- 1) On the Naviance home page, click **My Planner** in the top right corner.
- 2) Click on **Tasks** from the drop-down menu.
- 3) Scroll down to the **Tasks you Need to Work On** column.
- 4) Click on the **Complete the College, Career, and Life Readiness** task.
- 5) List the costs included in attending college that you learned.
- 6) Click **Add Comment** when complete.

