

Levies February 9, 2010

Supporting Seattle's Children



Excellence For All

Every student achieving, everyone accountable.

Levies 2010 Community Meetings
September 22, 24, 28, 2009

Levies 2010 Community Meetings Agenda

- Welcome and Introductions
- Levies overview and long-range levy plan
- Operations levy
- Levy rates and estimated property taxes
- Capital Levy: Buildings, Technology and Academics III
- Next steps, further information and comments
- Questions and answers

Excellent education for *every* student

- Seattle Public Schools is committed to ensuring an excellent education for *every* student. We have high expectations for each of our students, and our teachers are dedicated to preparing every student to graduate from high school ready for college, careers, and life.
- We have a 5-year plan, called *Excellence for All*, to raise achievement for all students, retain and attract great teachers, and increase efficiency in Seattle Public Schools.



Levies: Long-Range Levy Plan

Two types of levies

General Fund:

Operations levy every 3 years

Capital Program:

Capital levy every 3 years

- o Buildings, Technology and Academics (BTA)
- o Building Excellence (BEX)



February 9, 2010 Levies

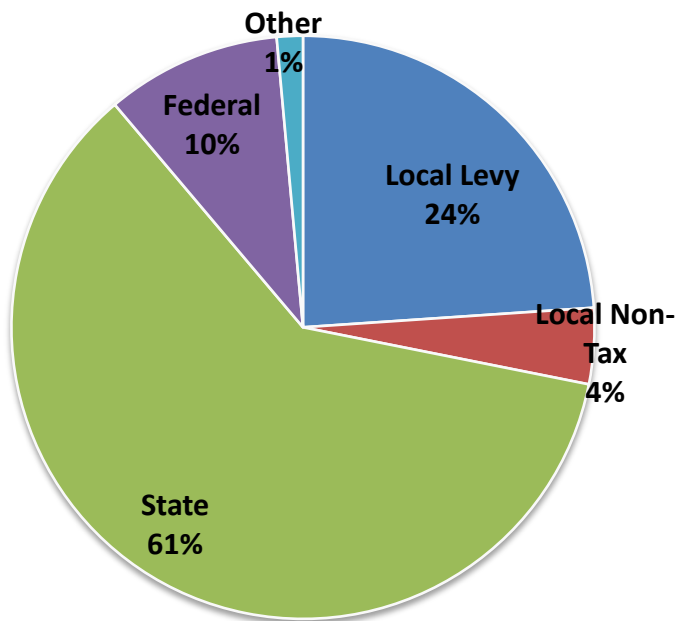
- 3-year Operations Levy (General Fund)
 - Replaces expiring operating levy approved by voters in 2007
- 6-year Capital Levy:
 - Buildings, Technology & Academics III
 - Replaces expiring BTA II approved by voters in 2004

Levy Plan 2001 - 2013

	2001	2002	2003	2004	2005	2006	2007	2008	2009	2010	2011	2012	2013
Oper.	X			X			X			X			X
BTA				X						X			
BEX	X						X						X
Election	X			X			X			X			X

Operations Levy: Funds nearly 24% of annual budget

FY 2008 Revenues



Day-to-day educational programs and services not fully funded by the state of Washington, such as:

- Teachers and instructional assistants
- Textbooks and classroom supplies
- Bilingual and special education services
- Bus transportation, security, other operations
- Student activities, such as athletics, drama, music

Operations Levy \$ Amount Limited by State Regulations

The levy amount is calculated based on:

Prior Years' State and Federal Revenue

+

Per-Pupil Inflator

X

Authority %

= Maximum levy amount that may be collected

February 9, 2010: Proposed 3-Year Operations Levy

2011	\$140.3 M
2012	\$147.4 M
2013	<u>\$160.4 M</u>
Total	\$448.1 M



February 9, 2010: Proposed 6-Year Capital Levy (BTA III)



Potential levy levels:

\$240 Million

\$270 Million

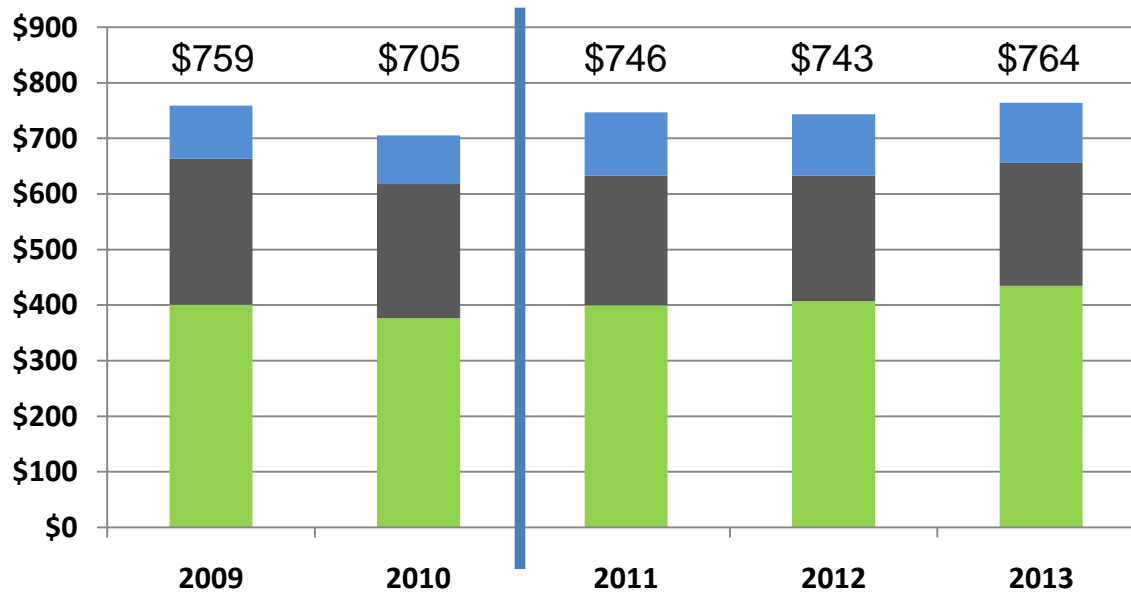
**Pays for hundreds of
building, technology and
academic projects all
across the district**

Costs of Levies to Taxpayers

- Depends on assessed value of your home and the total assessed value of all property in the city of Seattle
- Taxes will vary as assessed values rise and fall

Estimated Annual Total Property Taxes

Estimated Annual Total Property Taxes on Median Assessed Home Value



Assumptions:

- Operating - \$448.1 M
- BTA III - \$240.0 M
- 2011-2013 assessed value forecasted by Community Attributes
- 2009 and 2010 includes BTA II (\$178M) six-year levy
- 2009 to 2013 includes BEX III (\$490M) six-year levy
- Operating Levy at full 32.97% capacity and based on anticipated levy authority
- 12/31/2010 Median Assessed Home value is \$375,700

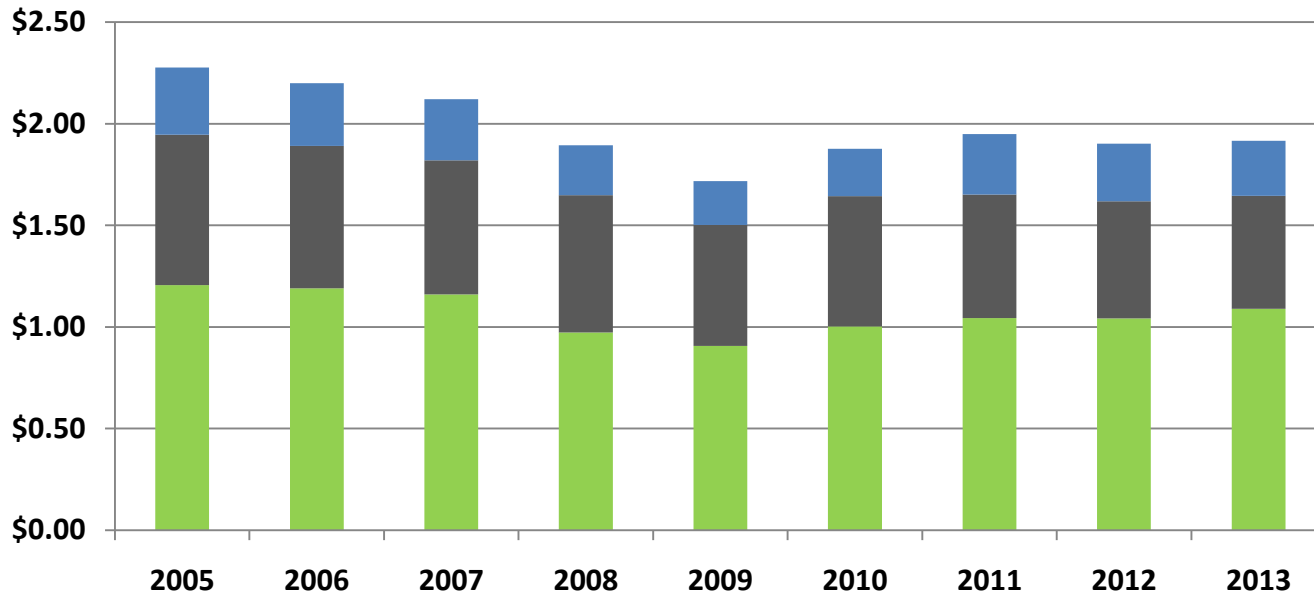
Estimate Annual Total Property Taxes Based on Assessed Home Values

Estimated Total Property Taxes

Assessed Home Value - 12/31/10	2011	2012	2013
\$ 200,000	\$ 390	\$ 388	\$ 399
\$ 300,000	\$ 585	\$ 582	\$ 598
\$ 400,000	\$ 779	\$ 776	\$ 798
\$ 500,000	\$ 974	\$ 970	\$ 997
\$ 600,000	\$ 1,169	\$ 1,164	\$ 1,196

Estimated Levy Amount

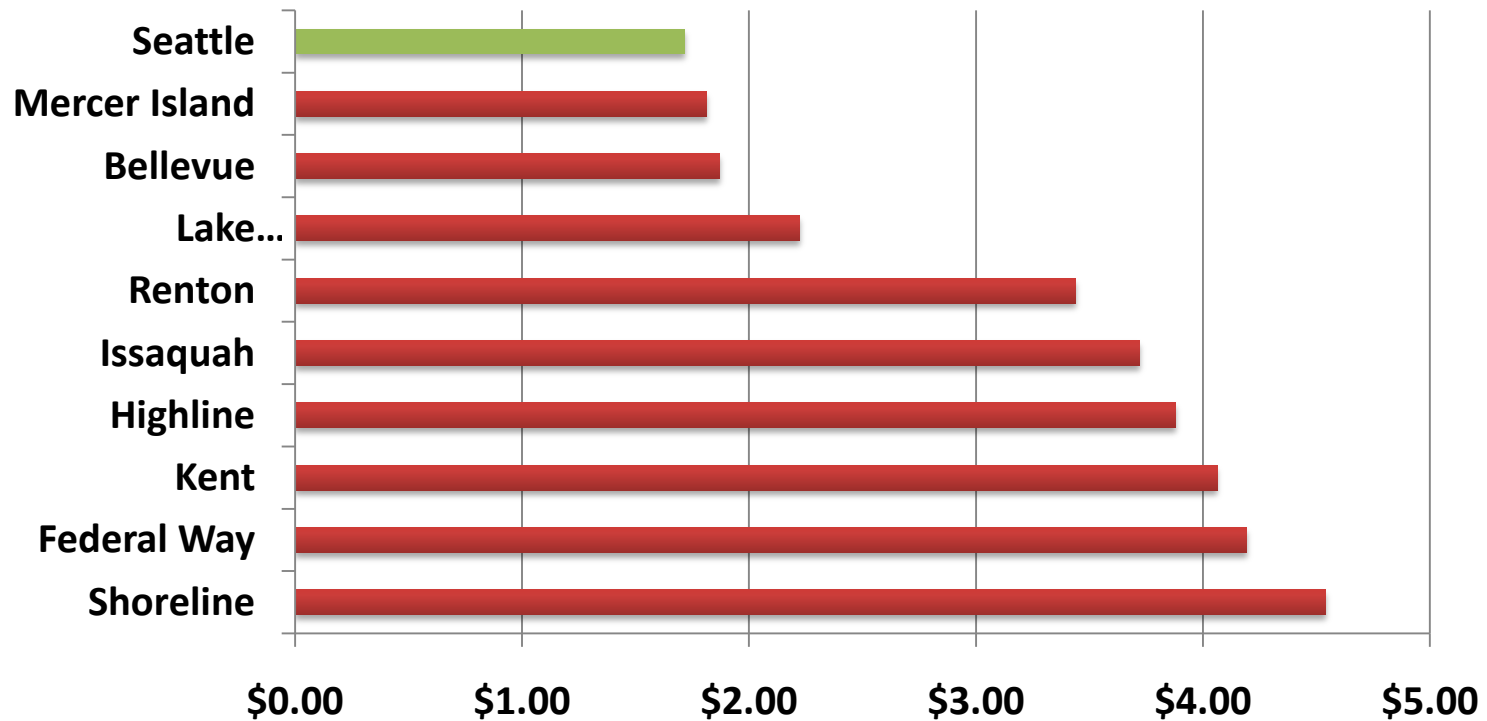
Estimated Levy per \$1000



Operating - \$448.1 M
BTA III - \$240 M

2009 Total Levy Rates

2009 Total Levy Rates Per \$1,000 Assessed Value



February 9, 2010 Capital Levy Buildings, Technology and Academics III (BTA III)

Buildings, Technology and Academics III Levy

BTA III is a 6-year capital levy, part of the District's plan to upgrade and renovate aging school facilities, upgrade technology and support academics on a planned and predictable timetable.



Planning for BTA III

- ✓ **Facilities Master Plan updated** March 2008
- ✓ **School/community input** Oct 2008 - Fall 2009
- ✓ **Facilities analysis by MENG** Nov 2008 - April 2009
- ✓ **Develop potential project needs** Nov 2008 - May 2009
- ✓ **Community informational meetings** May 2009 - Fall 2009
- ✓ **School Board adopts guidance and principles** July 1, 2009
- ✓ **Project prioritization** July, 2009
- ✓ **School Board work sessions and
Operations committee meetings** May, 2009 – Fall 2009
- Community information sharing meetings** Sept. 22, 24, 28, 2009

Planning for BTA III

Focus on long-term strategy and planning across the system:

- Excellence for All 5-Year Strategic Plan (key strategies and priorities)
- Key District initiatives
- Long-term technology planning to support learning and increase efficiency
- Long-term facilities management
 - Capacity management: Serve families by balancing available seats with geographic needs
 - Property management: Maintain closed buildings and building rentals
 - Deferred maintenance: Manage across all capital levies and general fund
 - Future capital levies: Building Excellence IV (2013)

Building Age

- 2008: Average age of buildings District wide is 43 years old
- Over ½ of the District's buildings were constructed earlier than 1960
- Average age of elementary, K-8 and middle school existing buildings differ by cluster with north and northeast buildings significantly older than the average

BTA III School Board Guidance and Principles

- Align projects with future Building Excellence IV (BEX IV) and Facilities Master Plan (FMP)
- Use Facilities Condition Index (by Meng), which prioritized with 3-or-less-years of useful life – prioritized building envelope and life safety
- Align with the New Student Assignment Plan / Capacity Management / School Consolidation
- Make progress in managing the maintenance backlog
- Create a category of energy efficient / sustainable projects
- Use an inclusive process which included early school surveys and prioritized rankings utilizing cross departmental teams
- Projects can be completed within the 6-year life of the levy

Buildings, Technology and Academics III

- Buildings: Many small renovations and maintenance projects such as roofs, exterior and interior renovations, seismic upgrades, Americans with Disabilities Act (ADA)/ life safety, heating, ventilation, electrical, mechanical, green building upgrades and others
- Technology: Technology investments to support student learning and improve operating efficiency
- Academics: Academic projects such as early learning classrooms, computer science rooms, special education spaces, athletic fields and many others

BTA III – Building Component

53% of Total BTA III levy

Project Type	# of Schools
• Major preventative maintenance	District Wide
• Waterline Replacement	13
• Roofs	16
• Security systems	3
• Exterior renovation	2
• Sprinkler systems	11
• Seismic mitigation	7
• Modernize heating, ventilation and cooling systems (HVAC)	6
• Energy efficiency upgrades	6
• Planning and Inflation	

Total District Wide \$128,815,000

BTA III- Technology Component

15% of Total BTA III Levy

Technology projects that support student learning and improve business efficiency

- Instructional tools and training to directly support students and teachers
- Improved academic and business processes and communications
- Improvements of school and central infrastructure to support district wide technology needs

Total District Wide \$34,885,000

BTA III – Academics Component

32% of the Total BTA III Levy

Major Projects

of Schools

- School Upgrades due to program moves 1
- Academic Strategic Plan, additional computer labs and test licenses to facilitate the Measures of Academic Progress (MAP) Assessment District Wide
- Academic Strategic Plan –early learning classrooms 4
- Academic Core 24 Graduation Requirements 10
- Athletics –Routine replacement of fields 12
- Capacity planning and management –open buildings To be determined
- Special Education –building modifications District Wide
- Any capital work to facilitate Science, Technology, Engineering and Mathematics STEM school implementation 1

Total District Wide \$75,800,000

Summary: \$240 Million Levy Level

• Buildings	53%	\$128,815,000
• Technology	15%	\$ 34,885,000
• <u>Academics</u>	32%	<u>\$ 75,800,000</u>
• Total:		\$239,500,000

February 9, 2010 Levies

Next Steps

- **Community meetings** **Sept. 22, 24, 28**
- **Board Work session** **October 7, 2009**
- **Levy resolutions - introduction** **November 4, 2009**
- **Public hearing** **November 12, 2009**
- **Levy resolutions – adoption** **November 18, 2009**
- **Levy election** **February 9, 2010**

February 9, 2010 Levies Information/Comment

www.seattleschools.org – Levies 2010

<http://bta.seattleschools.org> (information on all BTA
I and II projects)

<http://bex.seattleschools.org> (information on all
BEX I, II and III projects)

levies2010@seattleschools.org

schoolboard@seattleschools.org

Public Testimony- Board meetings, Public Hearing

February 9, 2010 Levies



Questions & Answers