



North Beach Elementary School 2007 Annual Report

9018 24th Avenue NW ★ tel: (206) 252-1510 ★ fax: (206) 252-1511
www.seattleschools.org/area/main/ShowSchool?sid=259

GRADE LEVELS: K - 5

VISION: At North Beach we nurture and empower all students to reach their full potential as learners and citizens.

SOME OF THE SCHOOL-SPONSORED PROGRAMS

Spectrum, 1 st -5 th Grades	Autism Inclusion Program	Student Newspapers each trimester
Two Full Kindergartens	Award-Winning PE Program	Anti-Bullying Curriculum
Blended Kindergarten	All School Literary Magazine	The Virtues Project

SOME OF THE PTA/COMMUNITY-SPONSORED PROGRAMS

Journalist-in-Residence	Artist-in-Residence	Junior Great Books	Science & Math Night
Spanish in all classes	Tutoring Program	Arts & Crafts Fair	Student Council
Musician-in-Residence	Drama Club	Art Wizards	Chess Club

A BRIEF REVIEW OF OUR PROGRAMS AND PEOPLE

Implementation of adaptive and life-long learning skills will continue to be staff goals. Both academic and personal skills focus on real-world application, such as *North Beach Chronicle (NBC)* with its three editions and the K-5 literary magazine. Our WASL writing scores stay consistently high and outscore the average district scores in fourth grade. The *NBC* program was designed originally to improve writing scores, but it has also produced analytical thinkers who then learn to synthesize information with accuracy and clarity. Students have become true “critical thinkers.” Student photographers also see how digital **camera technology** can be powerful tools in non-verbal and global communication.

Science knowledge is supported with **environmental education** in classroom activities, field trips, salmon raising, and the annual math and science fairs. *Saxon Math*, a program of strong principles/skills, is used for curriculum alignment in grades K-5. It has reflected academic success with a 2003 WASL math mastery of 83.3% and 89% in 2005. In **fine arts**, musical and dramatic talents are showcased throughout the year.

An **all-day inclusion model** for Spectrum students and students with Autism uses a variety of experiential learning formats to engage learners at all cognitive levels. Well-trained tutors support K-5 students who need remedial services, while special education teachers provide *pecially designed instruction* for designated students in an inclusion classroom model.

Students at all grade levels are recognized in monthly assemblies for their personal and academic actions, based on *The Virtues Project*, a school-wide character education curriculum. The school district anti-bullying curriculum is also implemented. An active Student Council models civic responsibility by collecting coupons-for-dollars, conducting a monthly food drive, collaborating with PTA functions, and sponsoring “spirit days.”

SPECIAL ACKNOWLEDGEMENT OF PARENT-COMMUNITY INVOLVEMENT

Family activism is the bedrock of North Beach. For example, the “**resident specialists**” program resulted from one parent stepping forward to design and run an “**Academic Giving Campaign**” (AGC) in 2002-2003. The campaign has exceeded its annual goal of \$35,000 through 2005 to pay for the specialists. This brings 40 hours per week of professional expertise to students. The annual 20-year-old Arts and Crafts Fair each October attracts more than 100 vendors and earns \$5,000 for the school. A new annual event was begun

in May 2002, called the "Walk-a-Jog-a-Move-a-Thon," and has raised about \$15,000 per year. Volunteers log almost 9,000 hours of service in school programs each year. Our PTA was recognized by the National PTA for outstanding Family Involvement and awarded The Certificate of Excellence for '05-'06. Family academic interest is further reflected by 100% participation during parent-teacher conferences.

In January 2004, some parents decided it was time to take on the "playground renovation." By the end of June, they had received grants equaling \$100,000 and raised another \$30,000 in private donations. A three-phased plan is being followed. The new play structure is complete and the next phase for asphalt work is underway.

An entrepreneurial spirit, along with strong communication skills, is considered paramount for learners of all ages at North Beach. The school newspapers are completely self-supporting through advertising sold by students, who have business cards and contracts to fill in prior to collecting the ad dollars.

North Beach students are the center of a strong academic philosophy in a neighborhood school. In a May 2004 survey, with a 77% response rate, parents see the school's role as one of preparing children for successful passage through each level of their education. Eighty-five percent would recommend the school to other parents and 92% see North Beach teachers as positive supporters of the children.

STUDENT ACHIEVEMENT PROGRAM FUNDED BY I-728

- 2006-07 I-728 Allocation \$33,494; 2006-07 Total School Budget \$1,439,751.
 - **Amount allocated to each purpose:** class size reduction \$33,494; full day K \$0; extended learning \$0; early assistance/pre/K support \$0; professional development \$0; facility improvements/additions \$0.
- Our I-728 funds were used to reduce class size and fund full day Kindergarten in the 06-07 school year.

SCHOOL DEMOGRAPHIC SUMMARY

Diversity is a hallmark of Seattle Schools. The ethnic diversity of our school is shown below. Many students receive special services. Special Education is offered to students with identified disabilities who receive specially designed instruction provided or supervised by a qualified special educator. Bilingual services are offered to students who have limited fluency in English. A variety of highly trained, capable and dedicated staff provides instruction, counseling, and support to all students. Certificated staff have special certificates to allow them to provide direct instruction to students. Classified staff provide many different support services such as instructional assistance and administrative support.

SCHOOL DEMOGRAPHICS (OCTOBER 2007)

STUDENTS

	School		District	
	No.	%	No.	%
American Indian	7	2%	957	2%
Asian	34	11%	10,059	22%
African American	7	2%	9,760	22%
Latino	11	4%	5,280	12%
Caucasian	253	81%	19,220	42%
Total Students	312	100%	45,276	100%
Female	154	49%	22,248	49%
Male	158	51%	23,028	51%
Special Education	31	10%	4,201	9%
Bilingual Ed.	0	0%	5,052	11%
Free/Red. Lunch	23	7%	17,657	39%

STAFF

CERTIFICATED

	School		District	
	No.	%	No.	%
American Indian	0	0%	23	1%
Asian	0	0%	247	9%
African American	0	0%	227	8%
Latino	0	0%	77	3%
Caucasian	15	100%	2,240	80%
Total Certificated	15	100%	2,814	100%

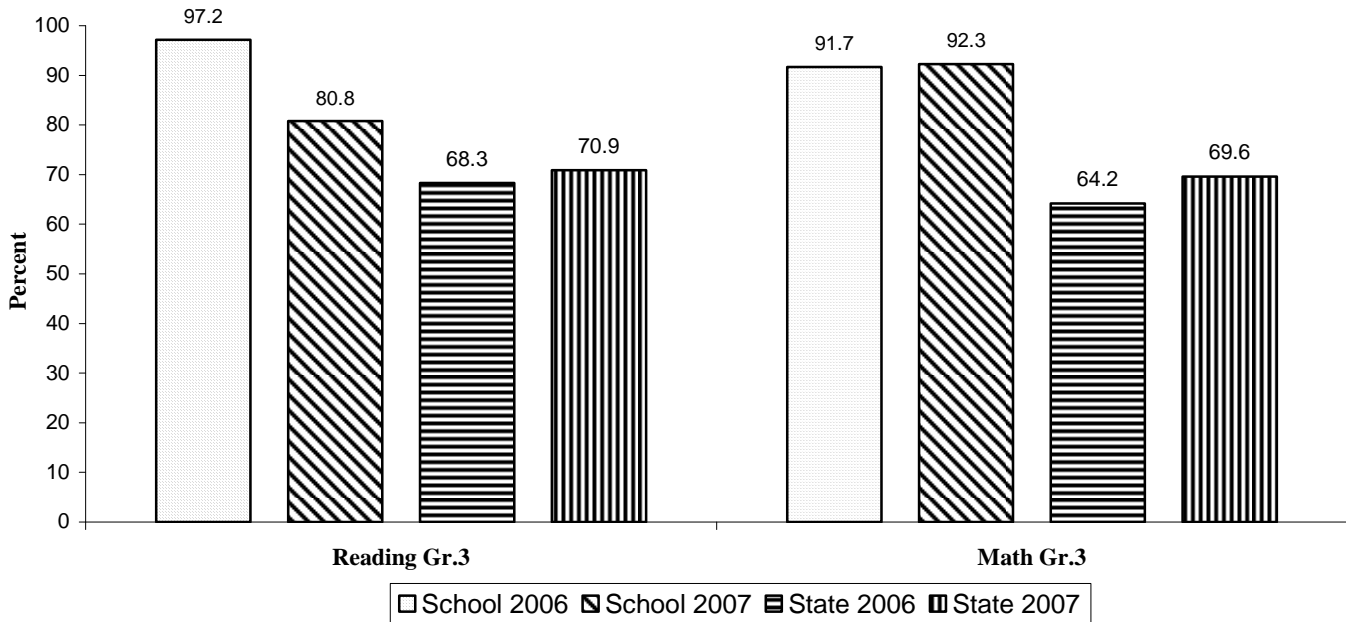
CLASSIFIED

	School		District	
	No.	%	No.	%
American Indian	0	0%	11	1%
Asian	1	14%	199	16%
African American	0	0%	260	21%
Latino	0	0%	86	7%
Caucasian	6	86%	688	55%
Total Classified	7	100%	1,244	100%

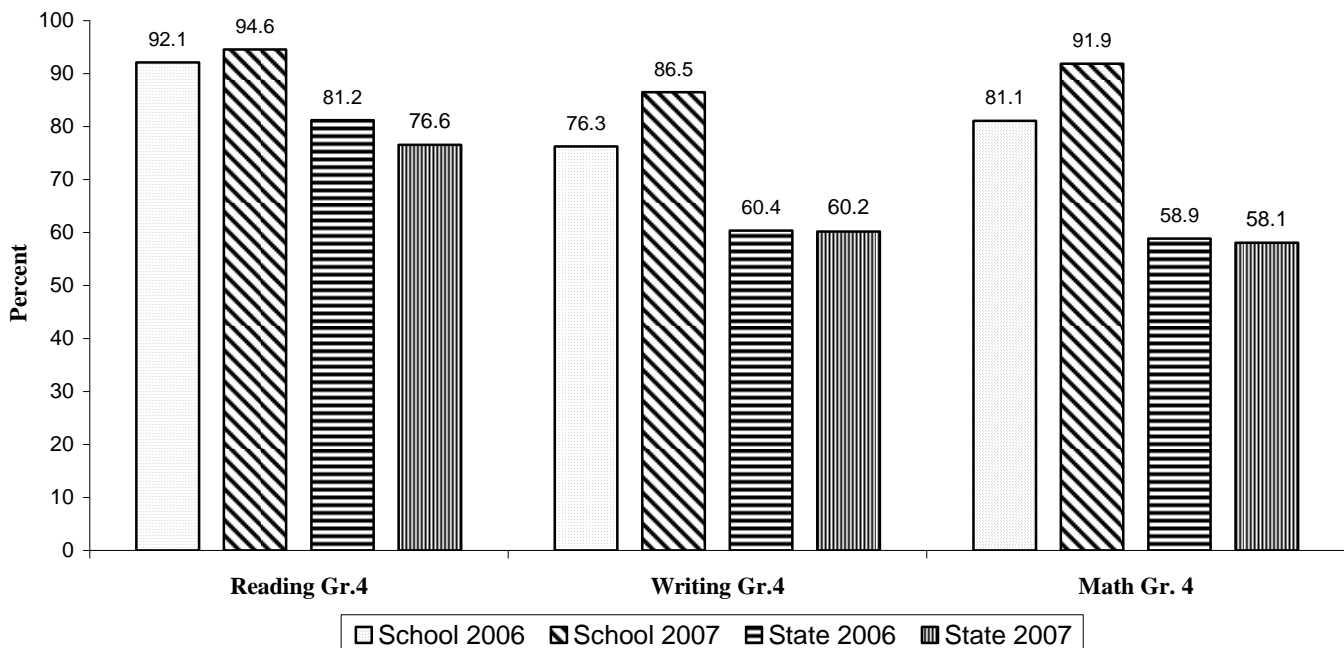
**ACADEMIC ACHIEVEMENT IN CORE SUBJECT AREAS
3RD/4TH/5TH GRADE WASHINGTON ASSESSMENT OF STUDENT LEARNING (WASL)**

Students' academic performance is assessed throughout the year by each teacher. In addition to the daily and weekly assessment teachers normally perform, students were evaluated on whether they met standards of performance established by the State of Washington in reading and mathematics in 3rd grade, reading, writing, and mathematics in 4th grade, and reading, mathematics and science in 5th grade. Below we show the percent of our students who met the State's standards based on assessments in April of 2006 and 2007. Data are not shown if enrollment is less than 10 students.

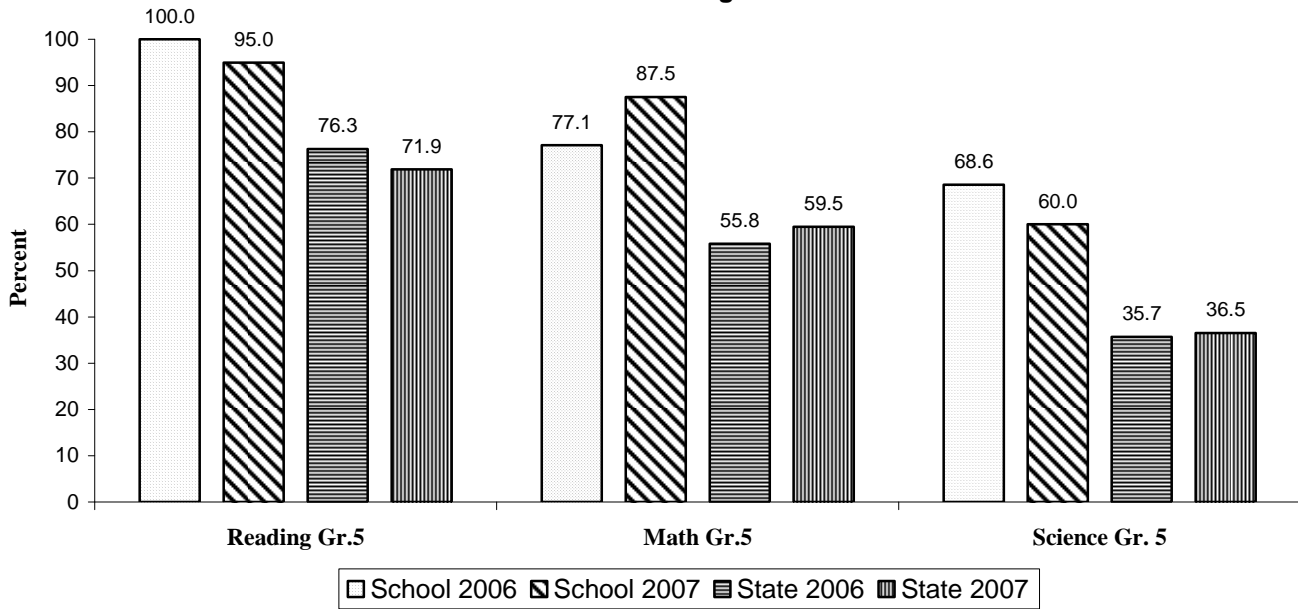
Grade 3 - Percent Meeting State Standards



Grade 4 - Percent Meeting State Standards



Grade 5 - Percent Meeting State Standards



More extensive breakdowns of WASL scores that comply with the School Report Card requirements of the Federal Elementary and Secondary Education Act of 2002 No Child Left Behind can be found at <http://reportcard.ospi.k12.wa.us/default.aspx> .

DISCIPLINARY ACTIONS

We believe that a safe and positive school environment is important to both a student's learning and academic achievement and to his or her growth as a citizen. We seek to maintain a safe and secure learning environment. While there are many measures of success in this area, we have included data related to suspensions and expulsions.

School Year	SUSPENSIONS				EXPULSIONS			
	Our School		District		Our School		District	
	No.	%	No.	%	No.	%	No.	%
2004-2005	0	0.0%	3,308	7.1%	0	0.0%	49	0.1%
2005-2006	0	0.0%	2,918	6.4%	0	0.0%	45	0.1%
2006-2007	3	1.1%	2,808	6.2%	0	0.0%	34	0.1%

Note: Percents are based on October 1 student enrollment for that school year.

2006-2007 Principal: Ed James

2007-2008 Principal: Joanne Bowers

Further information concerning this annual report is available at the school.

POLICY

The Seattle Public Schools is an equal opportunity employer. The Seattle Public Schools provides equal employment opportunities to all applicants and employees without regard to race, creed, color, national origin, age, gender, sexual orientation, religion, pregnancy, marital status, or disability, except as may be necessary to meet a bona fide occupational qualification.

The Seattle Public Schools also provides equal educational opportunities for all students without regard to race, creed, color, national origin, gender, sexual orientation, religion, pregnancy, marital status, disability, economic status, previous arrest, or previous incarceration.

The Director of Equity and Race Relations is responsible for monitoring and ensuring internal compliance with non-discrimination laws. To request an accommodation or to file an internal discrimination complaint, contact Caprice D. Hollins, Director of Equity and Race Relations, P.O. Box 34165, Seattle, WA 98124. Phone: (206) 252-0138.