



# T.T. Minor Elementary School

## 2007 Annual Report

1700 E Union Street ★ tel: (206) 252-3230 ★ fax: (206) 252-3231  
[www.seattleschools.org/area/main/ShowSchool?sid=254](http://www.seattleschools.org/area/main/ShowSchool?sid=254)

**GRADE LEVELS: K – 5**

### **DESCRIPTION OF PROGRAMS/OFFERINGS:**

- ★ Full Day Preschool
- ★ Full Day Kindergarten
- ★ Classroom Aides for Kindergarten and Preschool
- ★ HighScope Approach PreK-K
- ★ Family Support Worker
- ★ Student Choir (Pre Kdgn-5th)
- ★ Volunteer Coordinator
- ★ OSPI Schoolwide Intervention
- ★ 4<sup>th</sup> grade WASL Mentoring (Testwise)
- ★ School-wide Second Step Social Skills Program
- ★ Pegasus Reading Series
- ★ Structured Reading Program (70-90 mins. Daily)
- ★ Audrey Cohen Purpose-Centered Education
- ★ TERC Mathematics
- ★ DMI Math
- ★ Small Class Size (20)
- ★ Full Time Librarian
- ★ Art Specialist
- ★ Full Time Physical Education Teacher
- ★ Student Intervention Team
- ★ YMCA Before and After-school Program
- ★ Chess Club Fridays (Boeing Chess Masters) Members also participated in local and state events

### **PARTNERSHIPS:**

- ★ Greater Seattle YMCA
- ★ Big Brothers/Big Sisters
- ★ Seattle University Literacy Project (Tutors)
- ★ Foster grandparents (tutors)
- ★ The New Schools Foundation
- ★ Potter House
- ★ Ladies Music Guild

**SCHOOL ACCOMPLISHMENTS:**

- ★ Year long staff development opportunities in the areas of reading, writing, math and technology.
- ★ Choir presented at Everett Military Base and Seattle Sonic Game
- ★ T.T.Minor marching band participated in Seafair Parade and won second place

**STUDENT ACHIEVEMENT PROGRAM FUNDED BY I-728:**

- ★ 2006-07 I-728 Allocation \$55,265; 2006-07 Total School Budget \$2,145,356.
- ★ **Amount allocated to each purpose:** class size reduction \$54,794; full day K \$0; extended learning \$0; early assistance/pre/K support \$0; professional development \$471; facility improvements/additions \$0.
- ★ **How I-728 funds benefited students at our school:**

Specifically the funds covered part salary for a teacher, which supports our full day kindergarten. This intervention is most supportive of learning goals outlined by the Seattle School District, Office of Superintendent of Public Instruction, and the goal for insuring early intervention to assure academic excellence for children not afforded early children education.

<b>SCHOOL DEMOGRAPHIC SUMMARY</b>
-----------------------------------

Diversity is a hallmark of Seattle Schools. The ethnic diversity of our school is shown below. Many students receive special services. Special Education is offered to students with identified disabilities who receive specially designed instruction provided or supervised by a qualified special educator. Bilingual services are offered to students who have limited fluency in English. A variety of highly trained, capable and dedicated staff provides instruction, counseling, and support to all students. Certificated staff have special certificates to allow them to provide direct instruction to students. Classified staff provide many different support services such as instructional assistance and administrative support.

**SCHOOL DEMOGRAPHICS (OCTOBER 2007)**

**STUDENTS**

	School		District	
	<u>No.</u>	<u>%</u>	<u>No.</u>	<u>%</u>
American Indian	6	3%	957	2%
Asian	15	6%	10,059	22%
African American	172	73%	9,760	22%
Latino	15	6%	5,280	12%
Caucasian	27	11%	19,220	42%
Total Students	235	100%	45,276	100%
<hr/>				
Female	128	54%	22,248	49%
Male	107	46%	23,028	51%
Special Education	29	12%	4,201	9%
Bilingual Ed.	1	0%	5,052	11%
Free/Red. Lunch	181	77%	17,657	39%

**STAFF**

**CERTIFICATED**

	School		District	
	<u>No.</u>	<u>%</u>	<u>No.</u>	<u>%</u>
American Indian	0	0%	23	1%
Asian	0	0%	247	9%
African American	6	33%	227	8%
Latino	1	6%	77	3%
Caucasian	11	61%	2,240	80%
Total Certificated	18	100%	2,814	100%

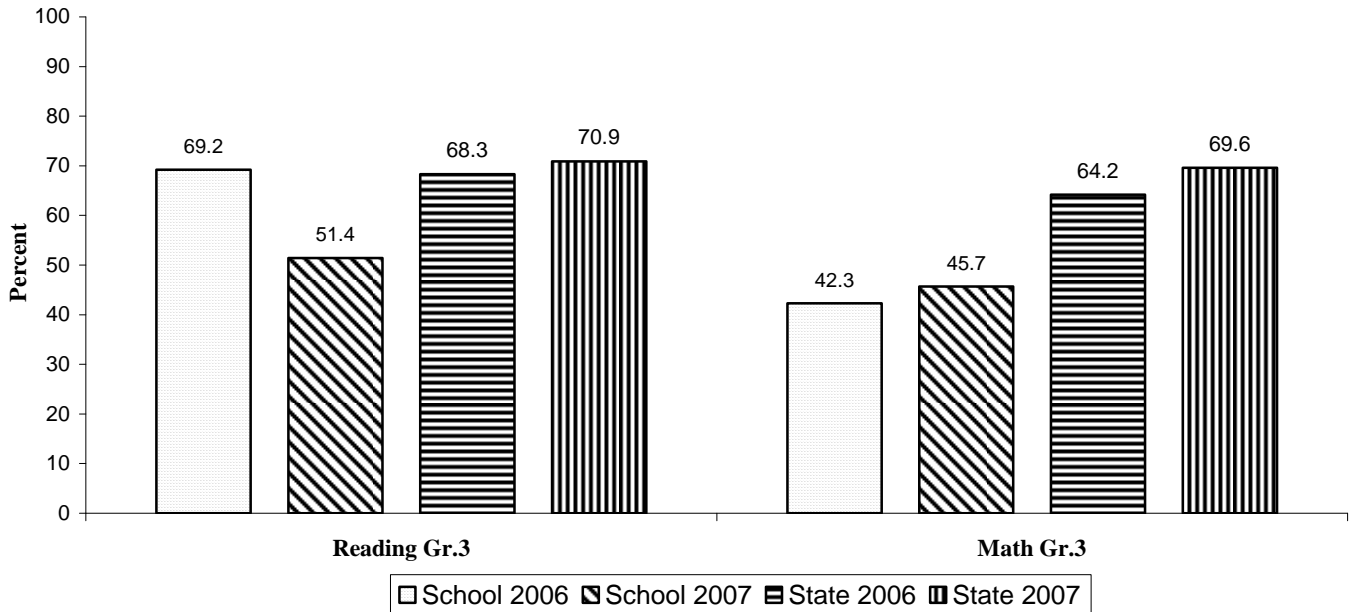
**CLASSIFIED**

	School		District	
	<u>No.</u>	<u>%</u>	<u>No.</u>	<u>%</u>
American Indian	0	0%	11	1%
Asian	0	0%	199	16%
African American	6	67%	260	21%
Latino	1	11%	86	7%
Caucasian	2	22%	688	55%
Total Classified	9	100%	1,244	100%

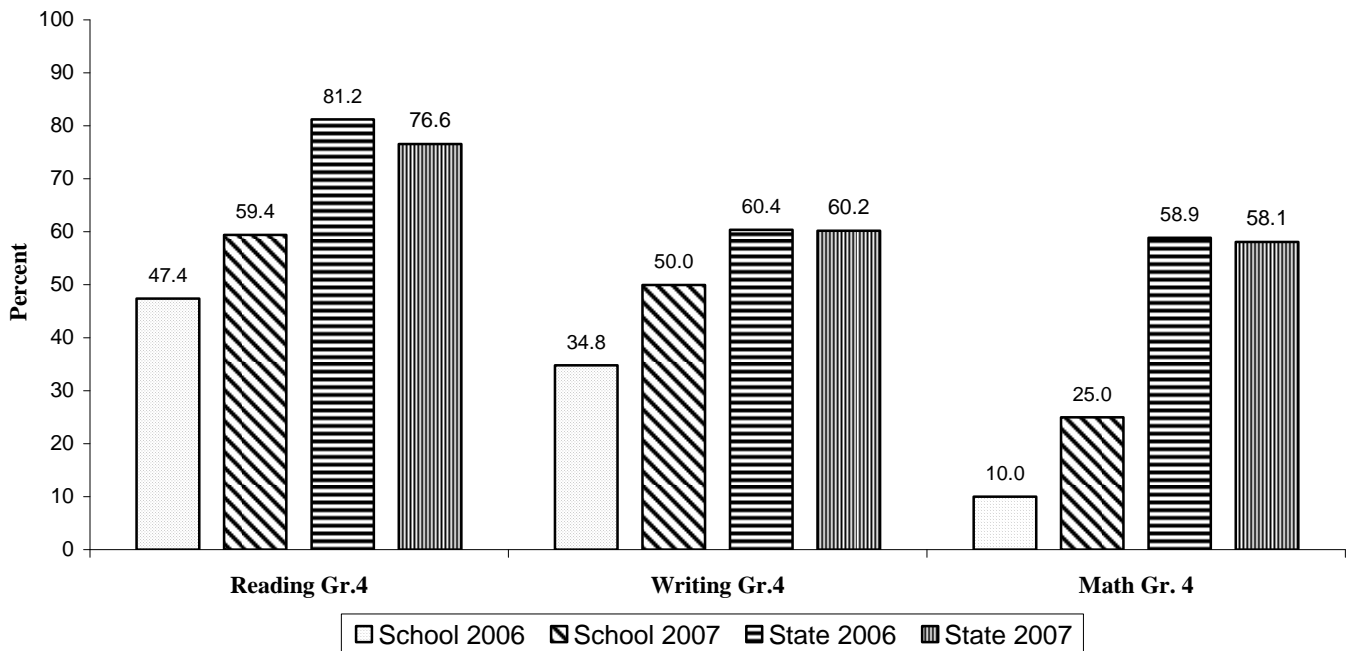
**ACADEMIC ACHIEVEMENT IN CORE SUBJECT AREAS**  
**3RD/4TH/5TH GRADE WASHINGTON ASSESSMENT OF STUDENT LEARNING (WASL)**

Students' academic performance is assessed throughout the year by each teacher. In addition to the daily and weekly assessment teachers normally perform, students were evaluated on whether they met standards of performance established by the State of Washington in reading and mathematics in 3rd grade, reading, writing, and mathematics in 4th grade, and reading, mathematics and science in 5th grade. Below we show the percent of our students who met the State's standards based on assessments in April of 2006 and 2007. Data are not shown if enrollment is less than 10 students.

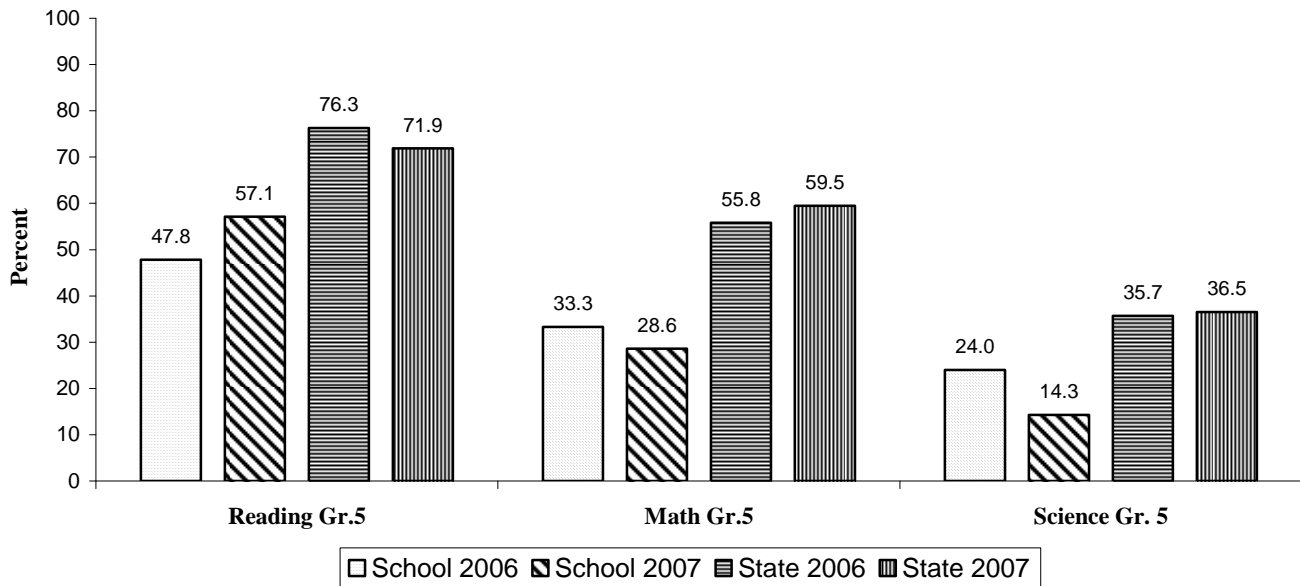
**Grade 3 - Percent Meeting State Standards**



**Grade 4 - Percent Meeting State Standards**



### Grade 5 - Percent Meeting State Standards



More extensive breakdowns of WASL scores that comply with the School Report Card requirements of the Federal Elementary and Secondary Education Act of 2002 No Child Left Behind can be found at <http://reportcard.ospi.k12.wa.us/default.aspx>.

### DISCIPLINARY ACTIONS

We believe that a safe and positive school environment is important to both a student's learning and academic achievement and to his or her growth as a citizen. We seek to maintain a safe and secure learning environment. While there are many measures of success in this area, we have included data related to suspensions and expulsions.

<u>School Year</u>	<b>SUSPENSIONS</b>				<b>EXPULSIONS</b>			
	<b>Our School</b>		<b>District</b>		<b>Our School</b>		<b>District</b>	
	<u>No.</u>	<u>%</u>	<u>No.</u>	<u>%</u>	<u>No.</u>	<u>%</u>	<u>No.</u>	<u>%</u>
2004-2005	0	0.0%	3,308	7.1%	0	0.0%	49	0.1%
2005-2006	0	0.0%	2,918	6.4%	0	0.0%	45	0.1%
2006-2007	7	3.0%	2,808	6.2%	0	0.0%	34	0.1%

Note: Percents are based on October 1 student enrollment for that school year.

Principal's Name: Laura Davis Brown

Further information concerning this annual report is available at the school.

**POLICY**

The Seattle Public Schools is an equal opportunity employer. The Seattle Public Schools provides equal employment opportunities to all applicants and employees without regard to race, creed, color, national origin, age, gender, sexual orientation, religion, pregnancy, marital status, or disability, except as may be necessary to meet a bona fide occupational qualification.

The Seattle Public Schools also provides equal educational opportunities for all students without regard to race, creed, color, national origin, gender, sexual orientation, religion, pregnancy, marital status, disability, economic status, previous arrest, or previous incarceration.

The Director of Equity and Race Relations is responsible for monitoring and ensuring internal compliance with non-discrimination laws. To request an accommodation or to file an internal discrimination complaint, contact Caprice D. Hollins, Director of Equity and Race Relations, P.O. Box 34165, Seattle, WA 98124. Phone: (206) 252-0138.