



SEATTLE PUBLIC SCHOOLS

**SAFE SCHOOLS
HEALTHY STUDENTS INITIATIVE**

OLWEUS BULLYING SURVEY REPORT

**Whitman Middle
School**

Grade 8

August, 2003

Table of Contents

<u>Section</u>	<u>Page</u>
Response Summary	3
Bully/Victim Problems in General	3-6
Feelings and Attitudes Regarding Bullying.....	7
How Others React.....	8-11
Friends and General (Dis)Satisfaction with School.....	11-12
General Frequencies.....	12-21

Whitman Middle School
GRADE 8 RESPONSE SUMMARY

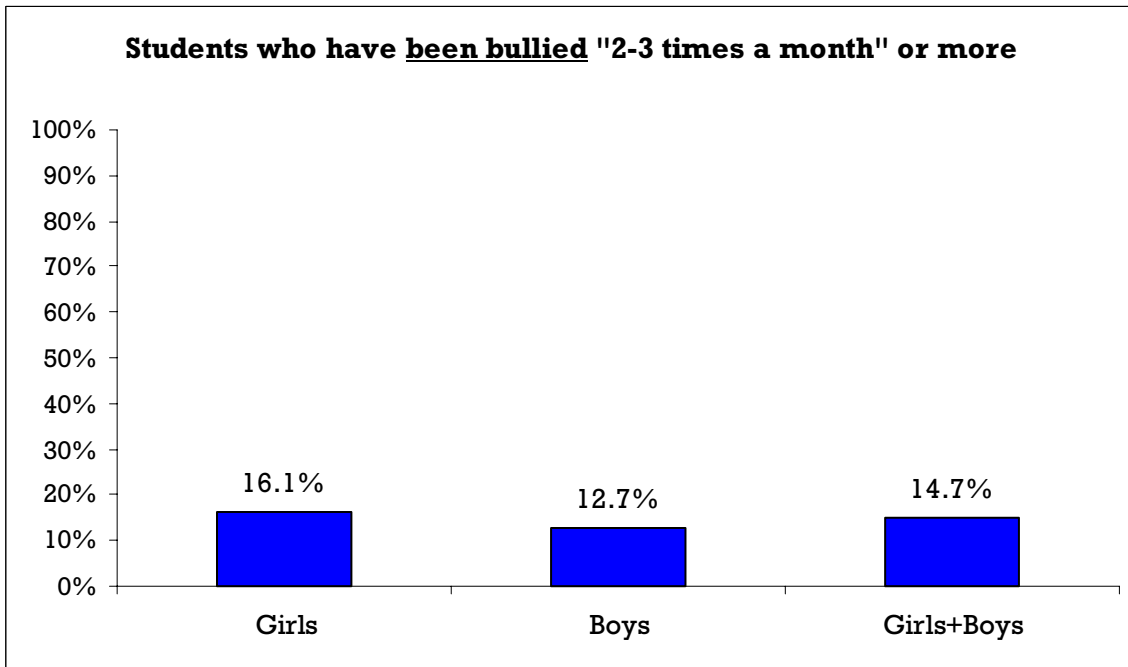
Total Number of Completed Surveys: 156

Number of Girls Completing Survey: 93 (60.0%)

Number of Boys Completing Survey: 63 (40.0%)

Overall Grade Response Rate: 40.7%
 (# responded/school grade enrollment)

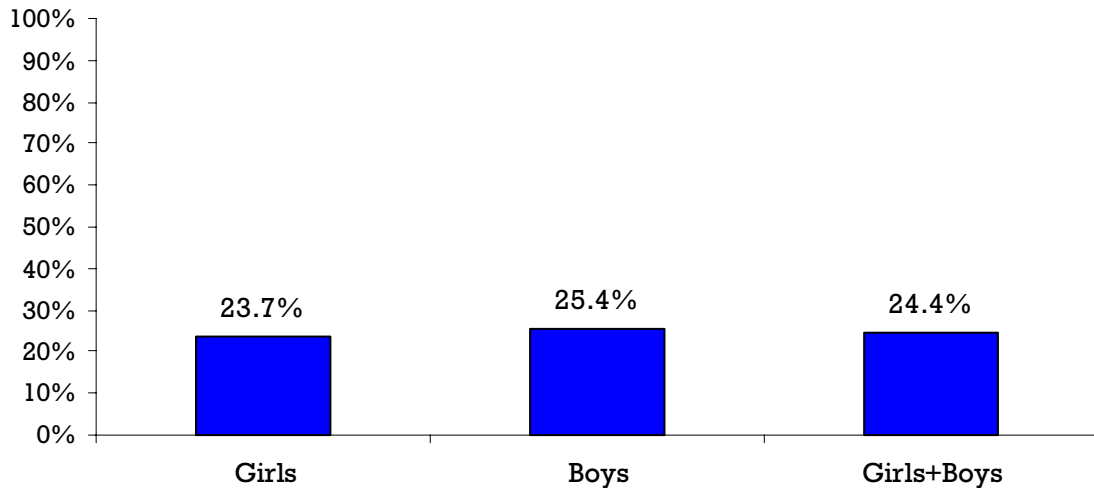
BULLY/VICTIM PROBLEMS IN GENERAL



	Girls	Boys	Girls+Boys
Total	93	63	156
Not Bullied	78	55	133
Bullied	15	8	23
% Bullied	16.1	12.7	14.7

Based on responses to Q4 (see general frequencies section of report)
 Any following calculations of students who have been bullied rely on this distribution

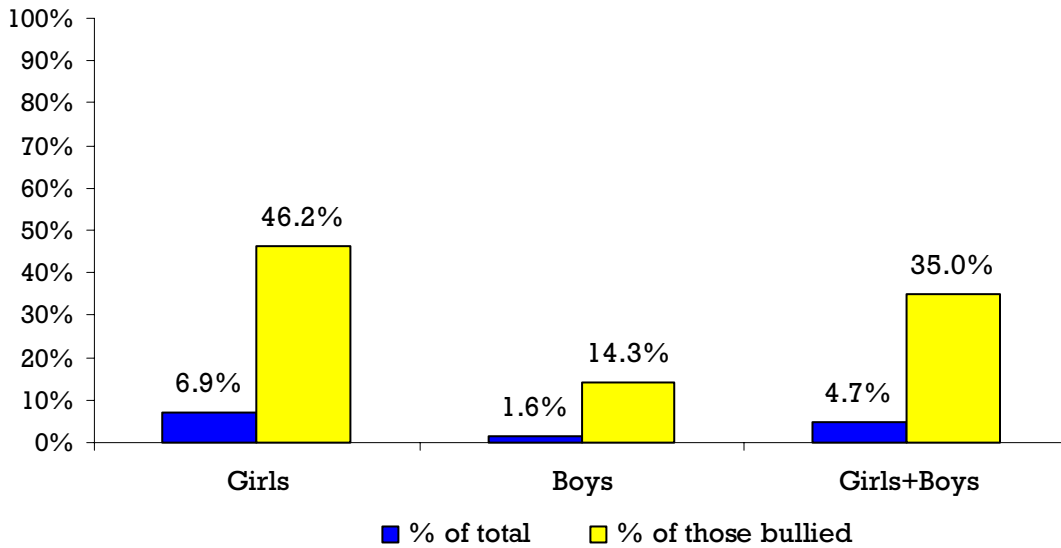
**Students who have been bullied "2-3 times a month" or more
(Alternative Computational Method)**



	Girls	Boys	Girls+Boys
Total	93	63	156
Not Bullied	71	47	118
Bullied	22	16	38
% Bullied	23.7	25.4	24.4

According to at least one of Q4-Q13 (see general frequencies section of report)

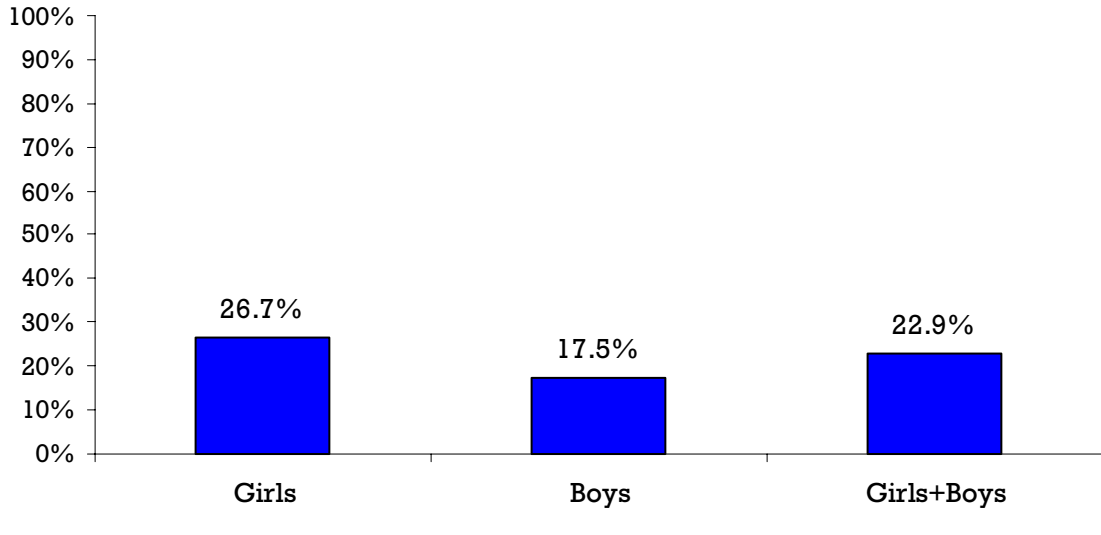
**Students who have been bullied "one year or more"
(Of students bullied "2-3 times a month" or more)**



	Girls		Boys		Girls+Boys	
	N	%	N	%	N	%
% of total	6	6.9	1	1.6	7	4.7
% of those bullied	6	46.2	1	14.3	7	35.0

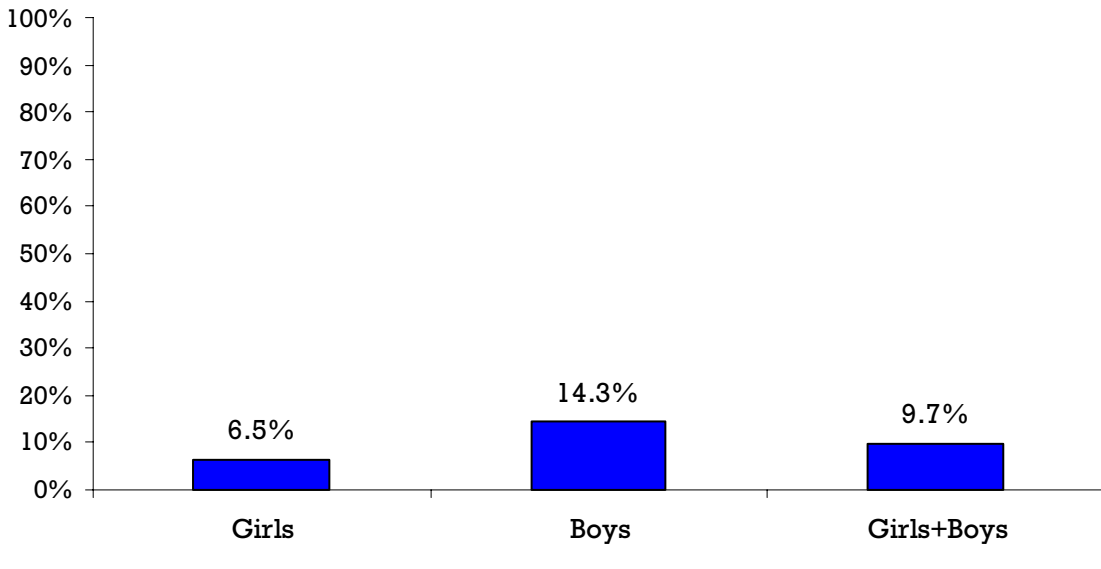
**Students who feel afraid of being bullied by other students
in the school**

(Students who respond "sometimes", "fairly often", "often" or "very often")



	Girls	Boys	Girls+Boys
Total	24	11	35
Percent	26.7	17.5	22.9

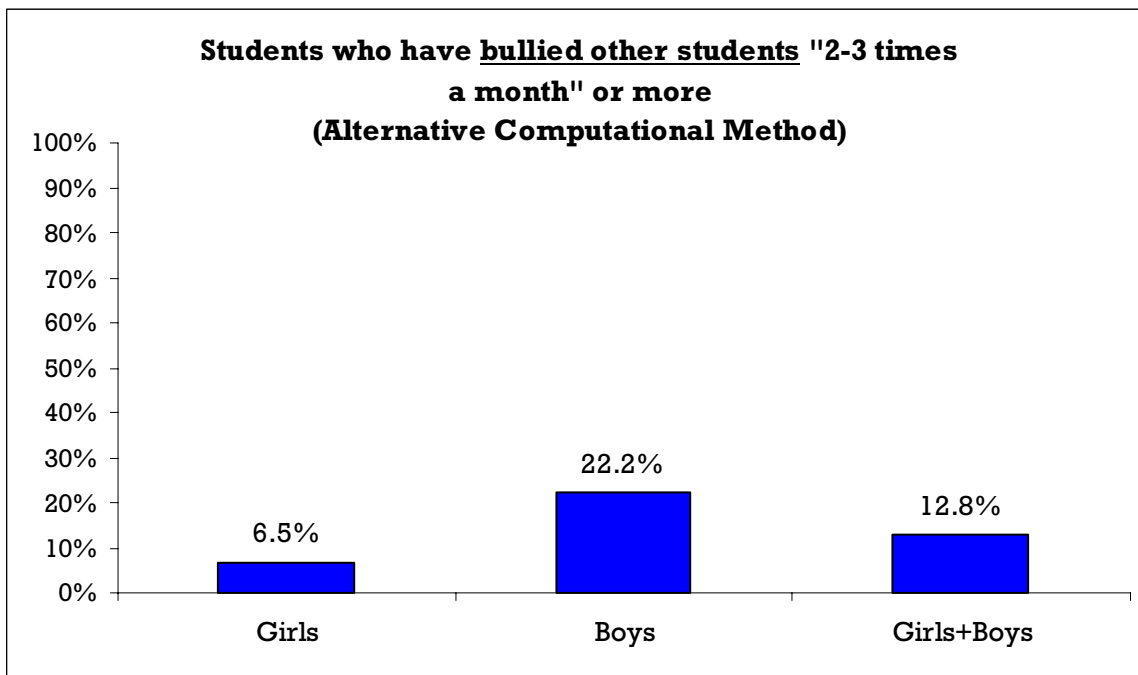
**Students who have bullied other students "2-3 times
a month" or more**



	Girls	Boys	Girls+Boys
Total	92	63	155
Not Bullied	86	54	140
Bullied	6	9	15
% Bullied	6.5	14.3	9.7

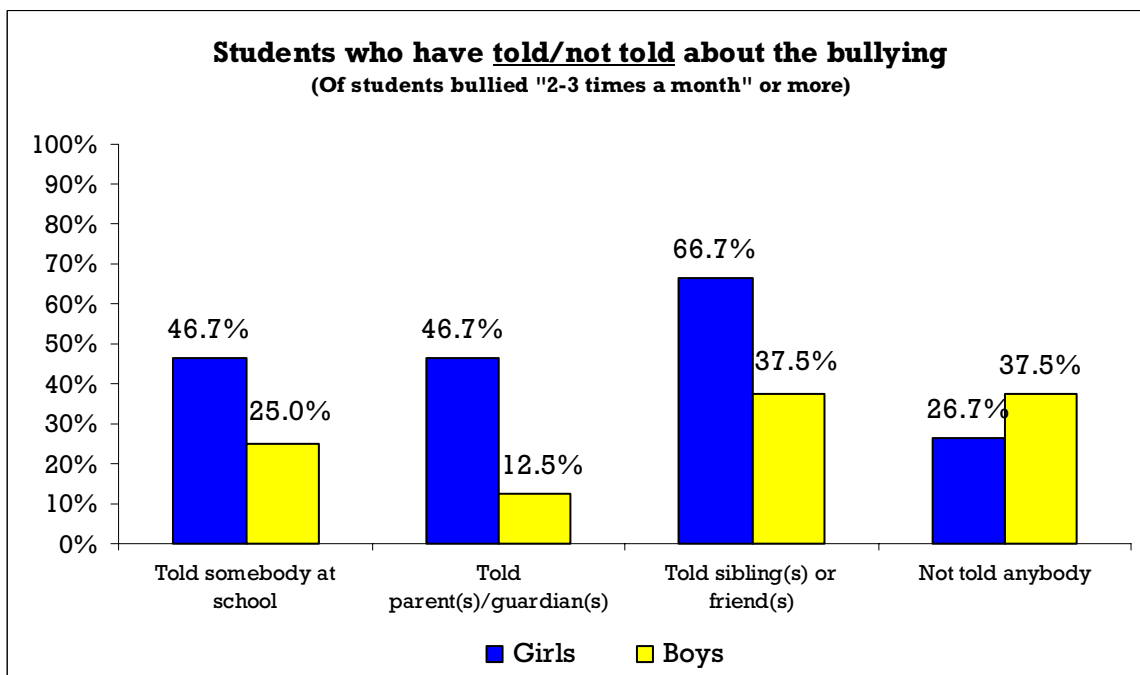
Based on responses to Q24 (see general frequencies section of report)

Any following calculations of students who have bullied rely on this distribution



	Girls	Boys	Girls+Boys
Total	93	63	156
Not Bullied	87	49	136
Bullied	6	14	20
% Bullied	6.5	22.2	12.8

According to at least one of Q24-Q33 (see general frequencies section of report)

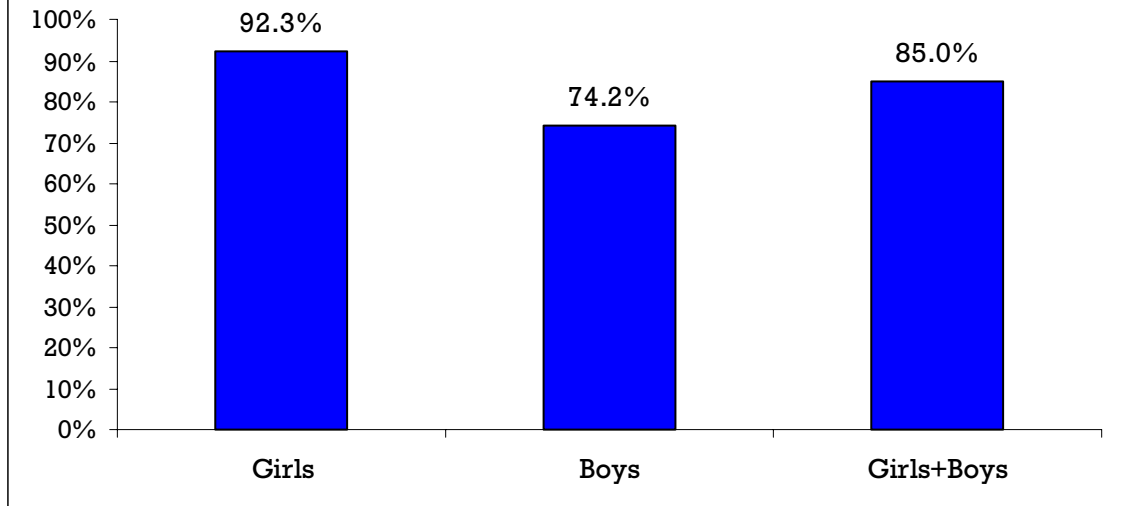


	Girls		Boys		Girls+Boys	
	N	%	N	%	N	%
Told somebody at school	7/15	46.7	2/8	25.0	9	39.1
Told parent(s)/guardian(s)	7/15	46.7	1/8	12.5	8	34.8
Told sibling(s) or friend(s)	10/15	66.7	3/8	37.5	13	56.5
Not told anybody	4/15	26.7	3/8	37.5	7	30.4

FEELINGS AND ATTITUDES REGARDING BULLYING

**When you see a student your age being bullied at school,
what do you feel or think?**

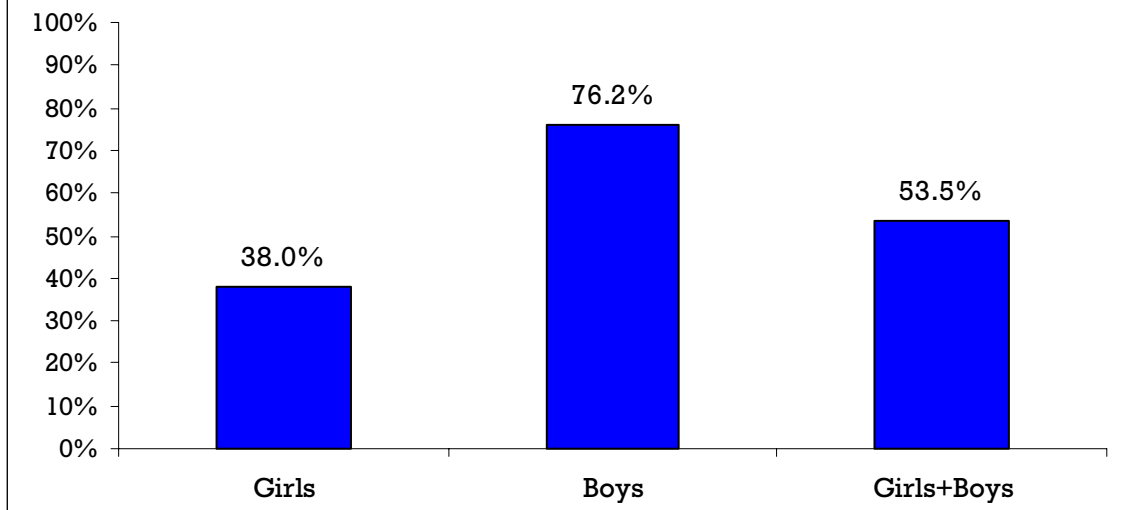
(Students who "feel a bit sorry" or "feel sorry and want to help")



<u>Girls</u>		<u>Boys</u>		<u>Girls+Boys</u>	
N	%	N	%	N	%
84	92.3	46	74.2	130	85.0

**Do you think you could join in bullying a student
whom you don't like?**

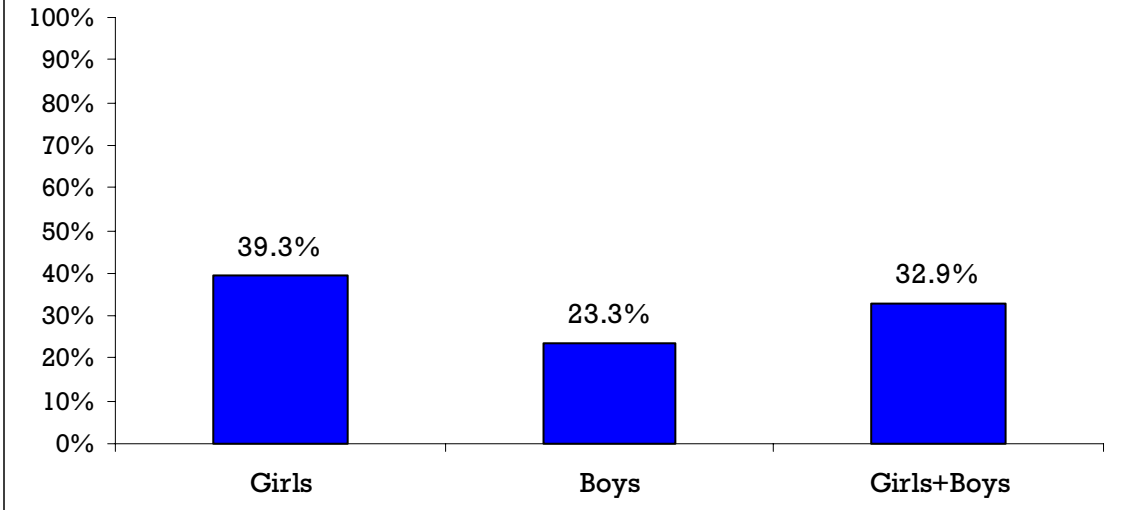
(Students responding "yes", "yes, maybe" or "I do not know")



<u>Girls</u>		<u>Boys</u>		<u>Girls+Boys</u>	
N	%	N	%	N	%
35	38.0	48	76.2	83	53.5

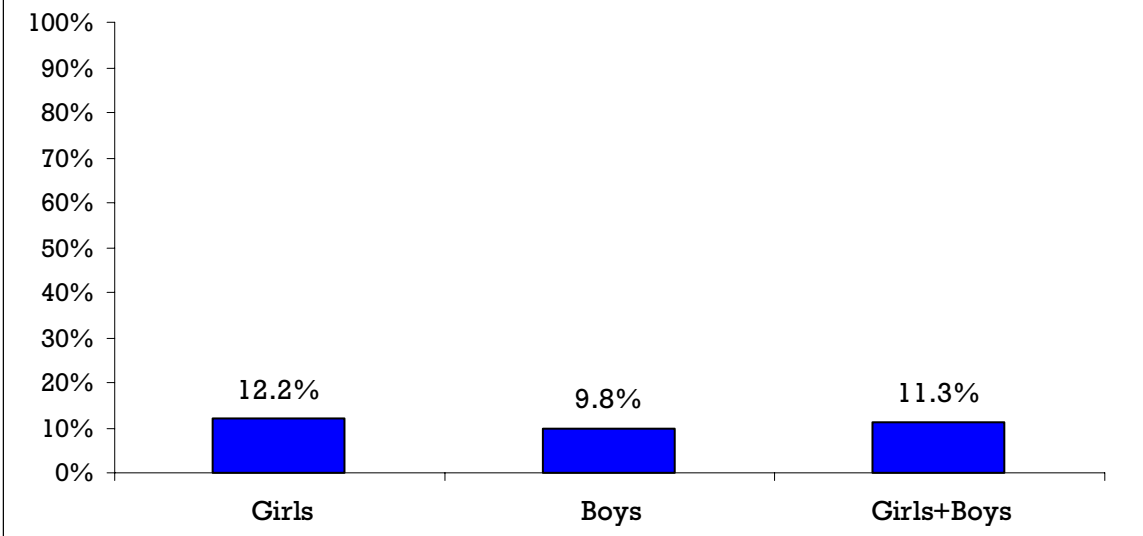
HOW OTHERS REACT

How often do the teachers or other adults at school try to put a stop to it when a student is being bullied at school?
(Students responding "often" or "almost always")



<u>Girls</u>		<u>Boys</u>		<u>Girls+Boys</u>	
N	%	N	%	N	%
35	39.3	14	23.3	49	32.9

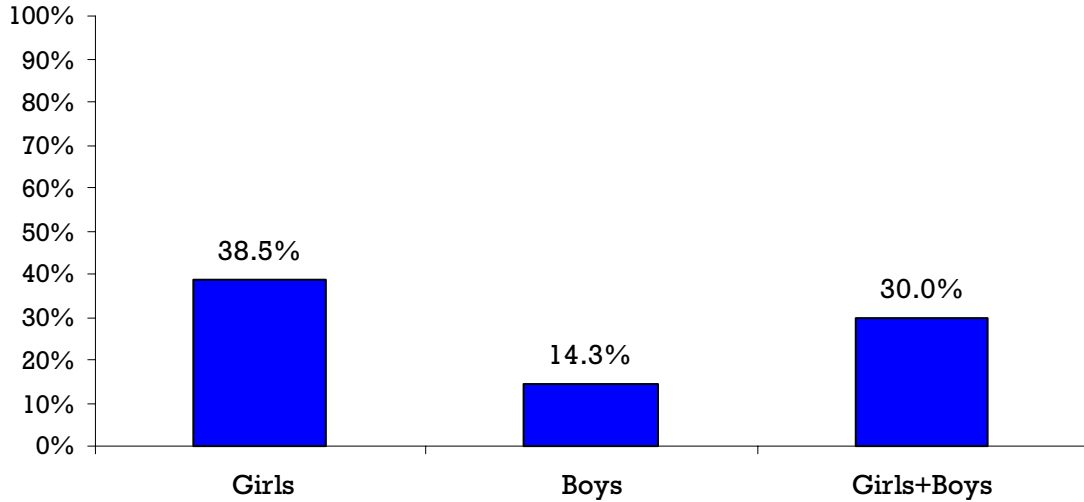
How often do other students try to put a stop to it when a student is being bullied at school?
(Students responding "often" or "almost always")



<u>Girls</u>		<u>Boys</u>		<u>Girls+Boys</u>	
N	%	N	%	N	%
11	12.2	6	9.8	17	11.3

Has any adult at home contacted the school to try to stop your being bullied at school in the past couple of months?

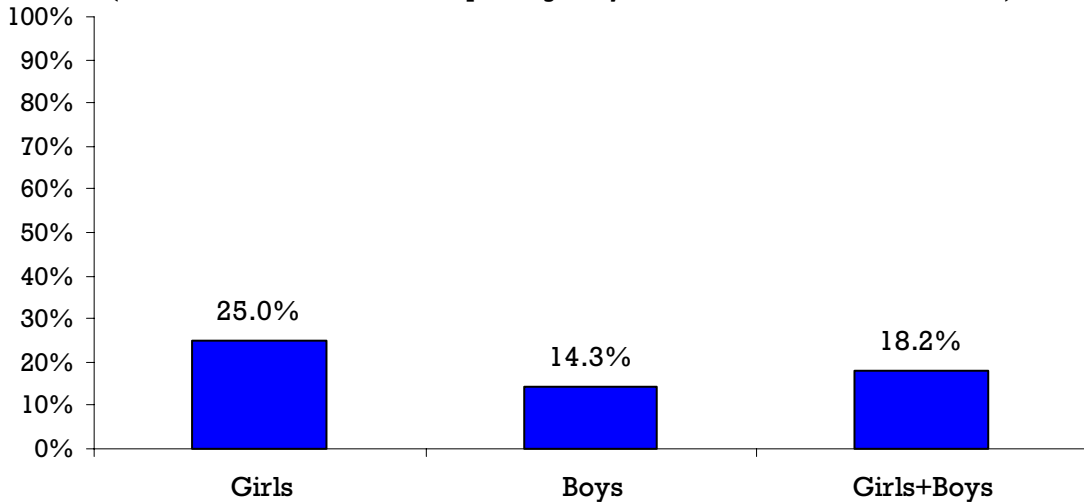
(Students who "have been bullied" responding "they have contacted the school once" or more)



<u>Girls</u>		<u>Boys</u>		<u>Girls+Boys</u>	
N	%	N	%	N	%
5/13	38.5	1/7	14.3	6	30.0

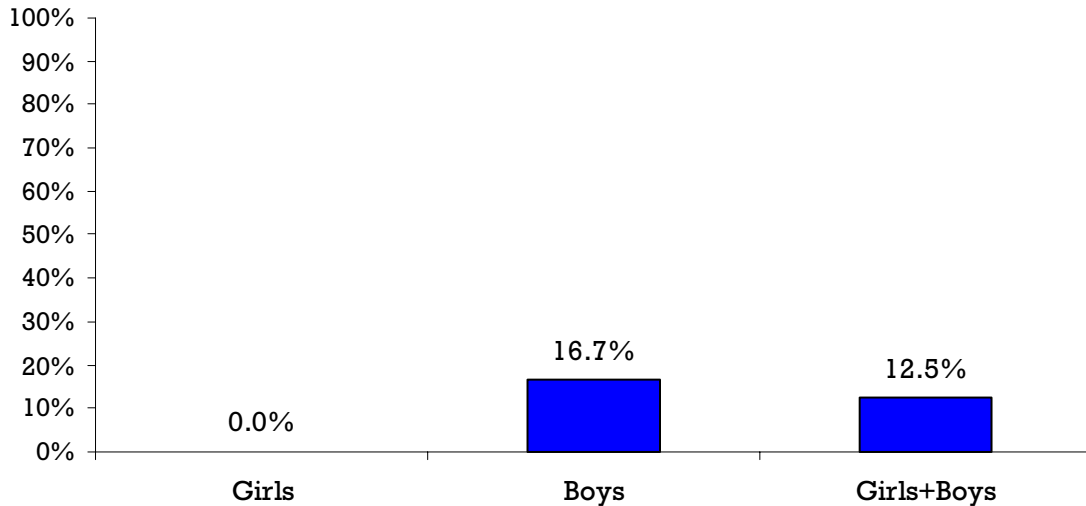
Has your home room teacher or any other teacher talked with you about your bullying other students at school in the past couple of months?

(Students who "have bullied" responding "they have talked with me once" or more)



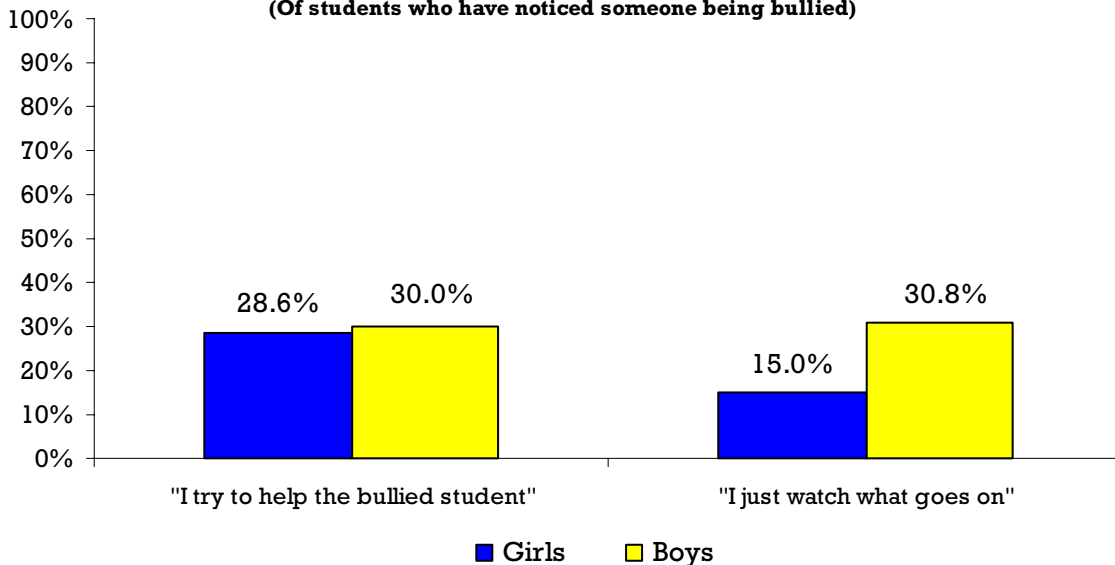
<u>Girls</u>		<u>Boys</u>		<u>Girls+Boys</u>	
N	%	N	%	N	%
1/4	25.0	1/7	14.3	2	18.2

Has any adult at home talked with you about your bullying other students at school in the past couple of months?
 (Students who "have bullied" responding "those at home have talked with me once" or more)



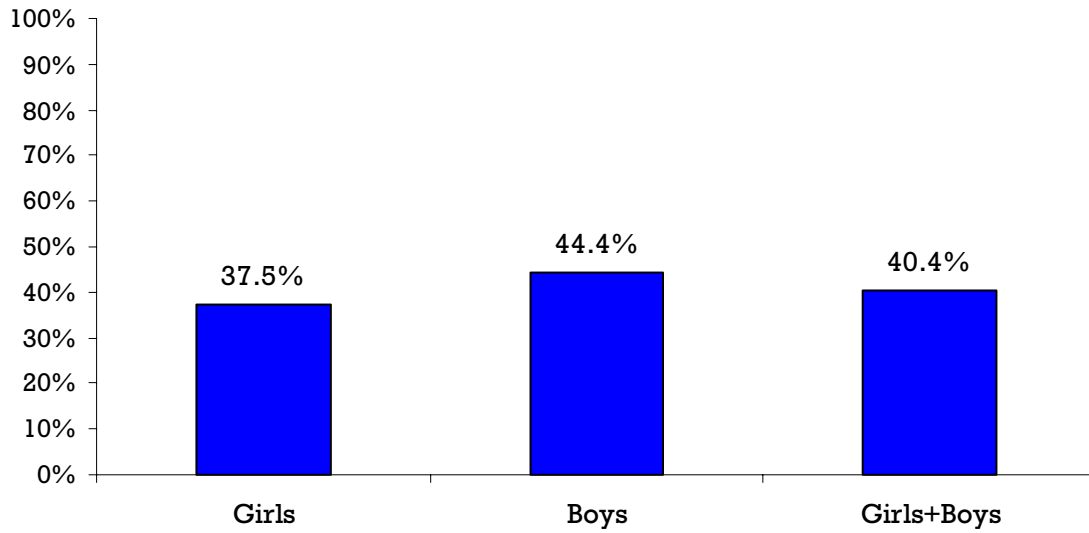
<u>Girls</u>		<u>Boys</u>		<u>Girls+Boys</u>	
N	%	N	%	N	%
0/2	0.0	1/6	16.7	1	12.5

How do you usually react if you see or understand that a student your age is being bullied by other students?
 (Of students who have noticed someone being bullied)



	<u>Girls</u>		<u>Boys</u>		<u>Girls+Boys</u>	
	N	%	N	%	N	%
I try to help the bullied student	22	28.6	15	30.0	37	29.1
I just watch what goes on	12	15.0	16	30.8	28	21.2

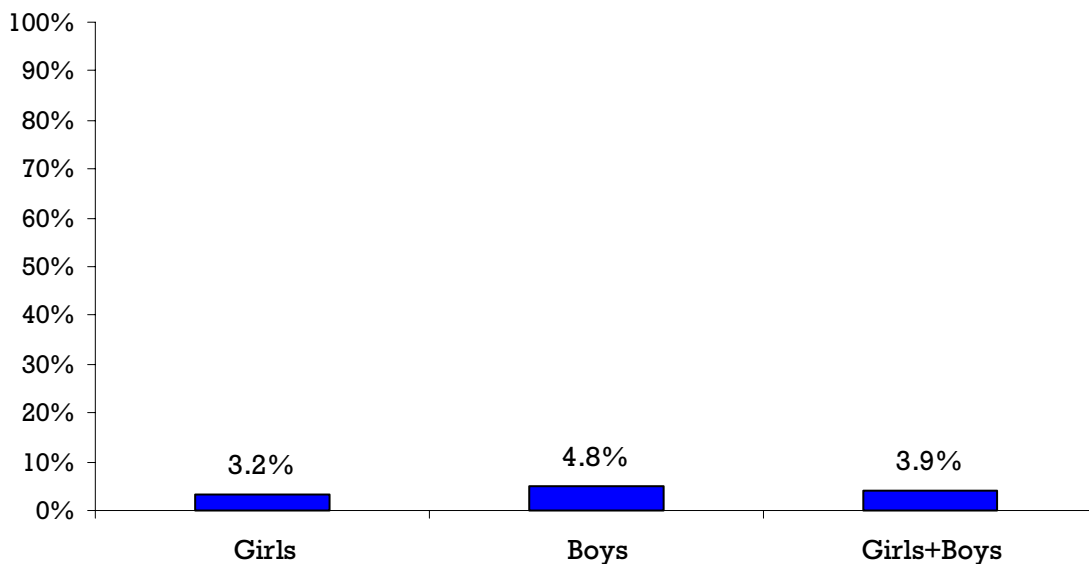
Overall, how much do you think your home room teacher has done to counteract bullying in the past couple of months?
 (Students responding "little or nothing" or "fairly little")



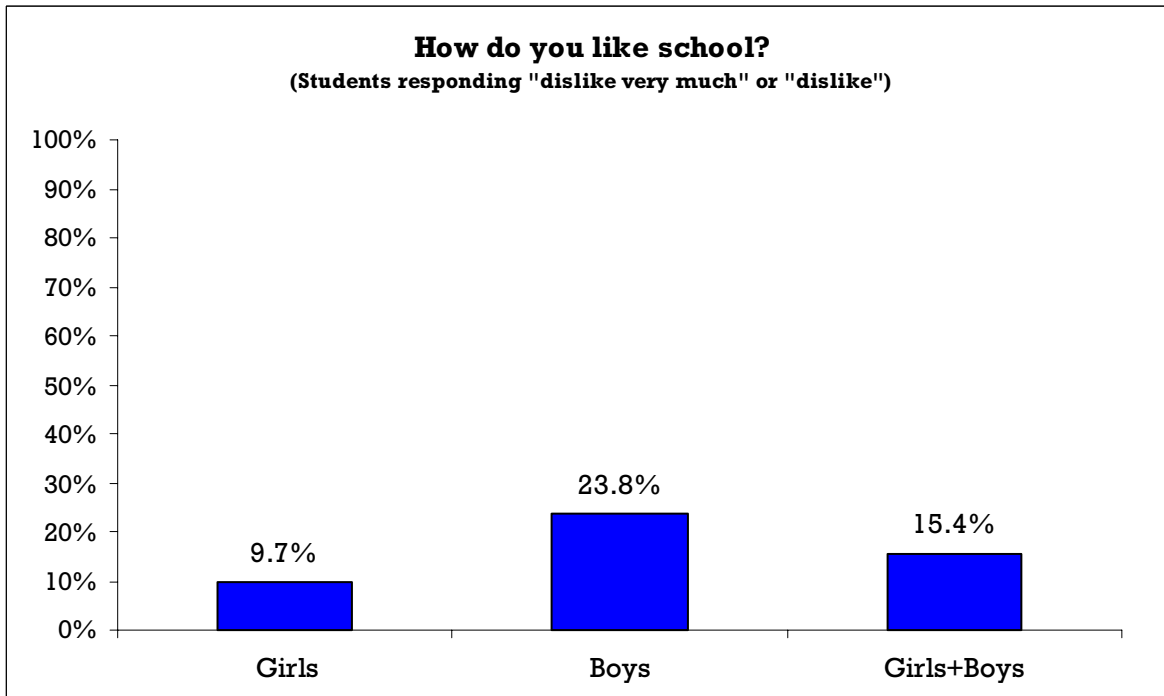
<u>Girls</u>		<u>Boys</u>		<u>Girls+Boys</u>	
N	%	N	%	N	%
33	37.5	28	44.4	61	40.4

FRIENDS AND GENERAL (DIS)SATISFACTION WITH SCHOOL

How many good friends do you have in your class(es)?
 (Students responding "none" or "1 good friend")



<u>Girls</u>		<u>Boys</u>		<u>Girls+Boys</u>	
N	%	N	%	N	%
3	3.2	3	4.8	6	3.9



<u>Girls</u>		<u>Boys</u>		<u>Girls+Boys</u>	
N	%	N	%	N	%
9	9.7	15	23.8	24	15.4

GENERAL FREQUENCIES

Q1: How do you like school?

	<u>Girls</u>		<u>Boys</u>		<u>Girls+Boys</u>	
	N	%	N	%	N	%
Dislike very much	3	3.2	6	9.5	9	5.8
Dislike	6	6.5	9	14.3	15	9.6
Neither like nor dislike	36	38.7	23	36.5	59	37.8
Like school	44	47.3	20	31.7	64	41.0
Like very much	4	4.3	5	7.9	9	5.8
SUM	93		63		156	

Q2: Are you a boy or a girl? (frequencies reported on page 3 of this report)

Q3: How many good friends do you have in your class(es)?

	<u>Girls</u>		<u>Boys</u>		<u>Girls+Boys</u>	
	N	%	N	%	N	%
None	0	0.0	2	3.2	2	1.3
1 good friend	3	3.2	1	1.6	4	2.6
2-3 good friends	28	30.1	16	25.8	44	28.4
4-5 good friends	27	29.0	10	16.1	37	23.9
6+ good friends	35	37.6	33	53.2	68	43.9
SUM	93		62		155	

Q4: How often have you been bullied at school in the past couple of months?

	<u>Girls</u>		<u>Boys</u>		<u>Girls+Boys</u>	
	N	%	N	%	N	%
Not been bullied	58	62.4	41	65.1	99	63.5
Once or twice	20	21.5	14	22.2	34	21.8
2-3 times	8	8.6	3	4.8	11	7.1
Once a week	5	5.4	3	4.8	8	5.1
Several times/week	2	2.2	2	3.2	4	2.6
SUM	93		63		156	

Q5: I was called mean names, was made fun of and teased in a hurtful way

	<u>Girls</u>		<u>Boys</u>		<u>Girls+Boys</u>	
	N	%	N	%	N	%
Hasn't happened	58	62.4	39	61.9	97	62.2
Once or twice	25	26.9	13	20.6	38	24.4
2-3 times	5	5.4	2	3.2	7	4.5
Once a week	3	3.2	1	1.6	4	2.6
Several times/week	2	2.2	8	12.7	10	6.4
SUM	93		63		156	

Q6: Other students kept me out of things on purpose, excluded me from their group of friends or completely ignored me

	<u>Girls</u>		<u>Boys</u>		<u>Girls+Boys</u>	
	N	%	N	%	N	%
Hasn't happened	68	73.1	45	71.4	113	72.4
Once or twice	19	20.4	15	23.8	34	21.8
2-3 times	3	3.2	0	0.0	3	1.9
Once a week	1	1.1	3	4.8	4	2.6
Several times/week	2	2.2	0	0.0	2	1.3
SUM	93		63		156	

Q7: I was hit, kicked, pushed, shoved around or locked indoors

	<u>Girls</u>		<u>Boys</u>		<u>Girls+Boys</u>	
	N	%	N	%	N	%
Hasn't happened	83	89.2	54	85.7	137	87.8
Once or twice	7	7.5	6	9.5	13	8.3
2-3 times	2	2.2	2	3.2	4	2.6
Once a week	1	1.1	0	0.0	1	0.6
Several times/week	0	0.0	1	1.6	1	0.6
SUM	93		63		156	

Q8: Other students told lies or spread false rumors about me and tried to make others dislike me

	<u>Girls</u>		<u>Boys</u>		<u>Girls+Boys</u>	
	N	%	N	%	N	%
Hasn't happened	63	67.7	40	63.5	103	66.0
Once or twice	21	22.6	19	30.2	40	25.6
2-3 times	8	8.6	3	4.8	11	7.1
Once a week	0	0.0	0	0.0	0	0.0
Several times/week	1	1.1	1	1.6	2	1.3
SUM	93		63		156	

Q9: I had money or other things taken away from me or damaged

	<u>Girls</u>		<u>Boys</u>		<u>Girls+Boys</u>	
	N	%	N	%	N	%
Hasn't happened	83	89.2	53	84.1	136	87.2
Once or twice	9	9.7	7	11.1	16	10.3
2-3 times	0	0.0	3	4.8	3	1.9
Once a week	1	1.1	0	0.0	1	0.6
Several times/week	0	0.0	0	0.0	0	0.0
SUM	93		63		156	

Q10: I was threatened or forced to do things I didn't want to do

	<u>Girls</u>		<u>Boys</u>		<u>Girls+Boys</u>	
	N	%	N	%	N	%
Hasn't happened	89	95.7	55	87.3	144	92.3
Once or twice	3	3.2	5	7.9	8	5.1
2-3 times	1	1.1	1	1.6	2	1.3
Once a week	0	0.0	1	1.6	1	0.6
Several times/week	0	0.0	1	1.6	1	0.6
SUM	93		63		156	

Q11: I was bullied with mean names or comments about my race or color

	<u>Girls</u>		<u>Boys</u>		<u>Girls+Boys</u>	
	N	%	N	%	N	%
Hasn't happened	82	88.2	57	90.5	139	89.1
Once or twice	8	8.6	3	4.8	11	7.1
2-3 times	2	2.2	0	0.0	2	1.3
Once a week	0	0.0	2	3.2	2	1.3
Several times/week	1	1.1	1	1.6	2	1.3
SUM	93		63		156	

Q12: I was bullied with mean names, comments, or gestures with a sexual meaning

	<u>Girls</u>		<u>Boys</u>		<u>Girls+Boys</u>	
	N	%	N	%	N	%
Hasn't happened	74	79.6	49	77.8	123	78.8
Once or twice	13	14.0	8	12.7	21	13.5
2-3 times	1	1.1	1	1.6	2	1.3
Once a week	3	3.2	3	4.8	6	3.8
Several times/week	2	2.2	2	3.2	4	2.6
SUM	93		63		156	

Q13: I was bullied in another way

	<u>Girls</u>		<u>Boys</u>		<u>Girls+Boys</u>	
	N	%	N	%	N	%
Hasn't happened	82	88.2	57	90.5	139	89.1
Once or twice	8	8.6	3	4.8	11	7.1
2-3 times	2	2.2	1	1.6	3	1.9
Once a week	0	0.0	2	3.2	2	1.3
Several times/week	1	1.1	0	0.0	1	0.6
SUM	93		63		156	

Q14: In which class(es) is the student or students who bully you?

Computational basis: those bullied "once or twice" or more according to question 4

	<u>Girls</u>		<u>Boys</u>		<u>Girls+Boys</u>	
	N	%	N	%	N	%
In my class	10	40.0	6	35.3	16	38.1
Different class, same grade	11	44.0	9	52.9	20	47.6
In a higher grade	0	0.0	1	5.9	1	2.4
In a lower grade	1	4.0	0	0.0	1	2.4
In different grades	3	12.0	1	5.9	4	9.5
SUM	25		17		42	

Q15: Have you been bullied by boys or girls?

Computational basis: those bullied "once or twice" or more according to question 4

	<u>Girls</u>		<u>Boys</u>		<u>Girls+Boys</u>	
	N	%	N	%	N	%
Mainly by 1 girl	6	21.4	0	0.0	6	13.6
By several girls	4	14.3	2	12.5	6	13.6
Mainly by 1 boy	8	28.6	4	25.0	12	27.3
By several boys	5	17.9	6	37.5	11	25.0
Both boys and girls	5	17.9	4	25.0	9	20.5
SUM	28		16		44	

Q16: By how many students have you usually been bullied?

Computational basis: those bullied "once or twice" or more according to question 4

	<u>Girls</u>		<u>Boys</u>		<u>Girls+Boys</u>	
	N	%	N	%	N	%
Mainly by 1 student	11	44.0	7	43.7	18	43.9
By a group of 2-3 students	9	36.0	9	56.2	18	43.9
By a group of 4-9 students	2	8.0	0	0.0	2	4.9
By a group of more than 9	1	4.0	0	0.0	1	2.4
By different students/groups	2	8.0	0	0.0	2	4.9
SUM	25		16		41	

Q17: How long has the bullying lasted?

Computational basis: those bullied "2-3 times a month" or more according to question 4

	<u>Girls</u>		<u>Boys</u>		<u>Girls+Boys</u>	
	N	%	N	%	N	%
1 or 2 weeks	2	15.4	3	42.9	5	25.0
About a month	4	30.8	2	28.6	6	30.0
About 6 months	1	7.7	1	14.3	2	10.0
About a year	2	15.4	1	14.3	3	15.0
Several years	4	30.8	0	0.0	4	20.0
SUM	13		7		20	

Q18: Where have you been bullied?

Computational basis: those bullied "once or twice" or more according to question 4

	<u>Girls</u>		<u>Boys</u>		<u>Girls+Boys</u>	
	N	%	N	%	N	%
In the playground/athletic field	11	50.0	3	18.7	14	36.8
In the hallways/stairwells	14	58.3	7	41.2	21	51.2
In class (with teacher present)	13	56.5	6	37.5	19	48.7
In the classroom (teacher absent)	13	59.1	3	18.7	16	42.1
In the bathroom	3	14.3	0	0.0	3	8.1
In gym class/locker room/shower	7	33.3	3	18.7	10	27.0
In the lunch room	5	22.7	2	12.5	7	18.4
On the way to and from school	5	23.8	3	18.7	8	21.6
At the school bus stop	1	5.0	1	6.7	2	5.7
On the school bus	5	25.0	2	13.3	7	20.0
Somewhere else in school	1	5.3	2	13.3	3	8.8
SUM	78		32		110	

Q19: Have you told anyone that you have been bullied at school in the past couple of months?

Computational basis: those bullied "2-3 times a month" or more according to question 4

	<u>Girls</u>		<u>Boys</u>		<u>Girls+Boys</u>	
	N	%	N	%	N	%
Been bullied but not told anybody	4	26.7	3	37.5	7	30.4
Been bullied and told somebody	11	73.3	4	50.0	15	65.2
SUM	15		7		22	

Q19A: Who have you told that you have been bullied?

	<u>Girls</u>		<u>Boys</u>		<u>Girls+Boys</u>	
	N	%	N	%	N	%
Your class (home room) teacher	2	13.3	1	14.3	3	13.6
Another adult at school	5	33.3	2	28.6	7	31.8
Your parent(s)/guardian(s)	7	46.7	1	14.3	8	36.4
Your brother(s) or sister(s)	4	26.7	0	0.0	4	18.2
Your friend(s)	10	66.7	3	42.9	13	59.1
Somebody else	2	13.3	0	0.0	2	9.1
SUM	30		7		37	

Q20: How often do the teachers or other adults at school try to put a stop to it when a student is being bullied at school?

	<u>Girls</u>		<u>Boys</u>		<u>Girls+Boys</u>	
	N	%	N	%	N	%
Almost never	8	9.0	18	30.0	26	17.4
Once in a while	17	19.1	15	25.0	32	21.5
Sometimes	29	32.6	13	21.7	42	28.2
Often	26	29.2	7	11.7	33	22.1
Almost always	9	10.1	7	11.7	16	10.7
SUM	89		60		149	

Q21: How often do other students try to put a stop to it when a student is being bullied at school?

	<u>Girls</u>		<u>Boys</u>		<u>Girls+Boys</u>	
	N	%	N	%	N	%
Almost never	24	26.7	26	42.6	50	33.1
Once in a while	29	32.2	20	32.8	49	32.5
Sometimes	26	28.9	9	14.8	35	23.2
Often	9	10.0	2	3.3	11	7.3
Almost always	2	2.2	4	6.6	6	4.0
SUM	90		61		151	

Q22: Has any adult at home contacted the school to try to stop your being bullied at school in the past couple of months?

Computational basis: those bullied "2-3 times a month" or more according to question 4

	<u>Girls</u>		<u>Boys</u>		<u>Girls+Boys</u>	
	N	%	N	%	N	%
No, not contacted the school	8	61.5	6	85.7	14	70.0
Yes, once	5	38.5	0	0.0	5	25.0
Yes, several times	0	0.0	1	14.3	1	5.0
SUM	13		7		20	

Q23: When you see a student your age being bullied at school, what do you feel or think?

	<u>Girls</u>		<u>Boys</u>		<u>Girls+Boys</u>	
	N	%	N	%	N	%
He/she probably deserves it	2	2.2	5	8.1	7	4.6
Don't feel much	5	5.5	11	17.7	16	10.5
Feel a bit sorry	39	42.9	27	43.5	66	43.1
Feel sorry and want to help	45	49.5	19	30.6	64	41.8
SUM	91		62		153	

Q24: How often have you taken part in bullying another student(s) at school in the past couple of months?

	<u>Girls</u>		<u>Boys</u>		<u>Girls+Boys</u>	
	N	%	N	%	N	%
Not bullied	68	73.9	40	63.5	108	69.7
Once or twice	18	19.6	14	22.2	32	20.6
2-3 times	5	5.4	7	11.1	12	7.7
Once a week	1	1.1	0	0.0	1	0.6
Several times/week	0	0.0	2	3.2	2	1.3
SUM	92		63		155	

Q25: I called another student(s) mean names, made fun of and teased him or her in a hurtful way

	<u>Girls</u>		<u>Boys</u>		<u>Girls+Boys</u>	
	N	%	N	%	N	%
Hasn't happened	72	77.4	40	63.5	112	71.8
Once or twice	17	18.3	14	22.2	31	19.9
2-3 times	3	3.2	2	3.2	5	3.2
Once a week	0	0.0	3	4.8	3	1.9
Several times/week	1	1.1	4	6.3	5	3.2
SUM	93		63		156	

Q26: I kept him or her out of things on purpose, excluded him or her from my group of friends or completely ignored him or her

	<u>Girls</u>		<u>Boys</u>		<u>Girls+Boys</u>	
	N	%	N	%	N	%
Hasn't happened	77	82.8	49	77.8	126	80.8
Once or twice	15	16.1	10	15.9	25	16.0
2-3 times	1	1.1	1	1.6	2	1.3
Once a week	0	0.0	0	0.0	0	0.0
Several times/week	0	0.0	3	4.8	3	1.9
SUM	93		63		156	

Q27: I hit, kicked, pushed, and shoved him or her around or locked him or her indoors

	<u>Girls</u>		<u>Boys</u>		<u>Girls+Boys</u>	
	N	%	N	%	N	%
Hasn't happened	89	95.7	55	87.3	144	92.3
Once or twice	3	3.2	6	9.5	9	5.8
2-3 times	0	0.0	1	1.6	1	0.6
Once a week	1	1.1	0	0.0	1	0.6
Several times/week	0	0.0	1	1.6	1	0.6
SUM	93		63		156	

Q28: I spread false rumors about him or her and tried to make others dislike him or her

	<u>Girls</u>		<u>Boys</u>		<u>Girls+Boys</u>	
	N	%	N	%	N	%
Hasn't happened	86	92.5	57	90.5	143	91.7
Once or twice	7	7.5	4	6.3	11	7.1
2-3 times	0	0.0	1	1.6	1	0.6
Once a week	0	0.0	0	0.0	0	0.0
Several times/week	0	0.0	1	1.6	1	0.6
SUM	93		63		156	

Q29: I took money or other things from him or her or damaged his or her belongings

	<u>Girls</u>		<u>Boys</u>		<u>Girls+Boys</u>	
	N	%	N	%	N	%
Hasn't happened	90	96.8	59	93.7	149	95.5
Once or twice	3	3.2	2	3.2	5	3.2
2-3 times	0	0.0	0	0.0	0	0.0
Once a week	0	0.0	0	0.0	0	0.0
Several times/week	0	0.0	2	3.2	2	1.3
SUM	93		63		156	

Q30: I threatened or forced him or her to do things he or she didn't want to do

	<u>Girls</u>		<u>Boys</u>		<u>Girls+Boys</u>	
	N	%	N	%	N	%
Hasn't happened	91	98.9	58	92.1	149	96.1
Once or twice	0	0.0	1	1.6	1	0.6
2-3 times	1	1.1	1	1.6	2	1.3
Once a week	0	0.0	1	1.6	1	0.6
Several times/week	0	0.0	2	3.2	2	1.3
SUM	92		63		155	

Q31: I bullied him or her with mean names about his or her race or color

	<u>Girls</u>		<u>Boys</u>		<u>Girls+Boys</u>	
	N	%	N	%	N	%
Hasn't happened	89	96.7	60	95.2	149	96.1
Once or twice	3	3.3	1	1.6	4	2.6
2-3 times	0	0.0	2	3.2	2	1.3
Once a week	0	0.0	0	0.0	0	0.0
Several times/week	0	0.0	0	0.0	0	0.0
SUM	92		63		155	

Q32: I bullied him or her with mean names, comments, or gestures with a sexual meaning

	<u>Girls</u>		<u>Boys</u>		<u>Girls+Boys</u>	
	N	%	N	%	N	%
Hasn't happened	89	96.7	52	82.5	141	91.0
Once or twice	1	1.1	8	12.7	9	5.8
2-3 times	2	2.2	1	1.6	3	1.9
Once a week	0	0.0	1	1.6	1	0.6
Several times/week	0	0.0	1	1.6	1	0.6
SUM	92		63		155	

Q33: I bullied him or her in another way

	<u>Girls</u>		<u>Boys</u>		<u>Girls+Boys</u>	
	N	%	N	%	N	%
Hasn't happened	91	98.9	58	92.1	149	96.1
Once or twice	1	1.1	2	3.2	3	1.9
2-3 times	0	0.0	1	1.6	1	0.6
Once a week	0	0.0	1	1.6	1	0.6
Several times/week	0	0.0	1	1.6	1	0.6
SUM	92		63		155	

Q34: Has your class (home room) teacher or any other teacher talked with you about your bullying other students at school in the past couple of months?

Computational basis: those who have bullied others "2-3 times a month" or more according to question 24

	<u>Girls</u>		<u>Boys</u>		<u>Girls+Boys</u>	
	N	%	N	%	N	%
No, they haven't talked with me	3	75.0	6	85.7	9	81.8
Yes, they have once	1	25.0	1	14.3	2	18.2
Yes, they have several times	0	0.0	0	0.0	0	0.0
SUM	4		7		11	

Q35: Has any adult at home talked with you about your bullying other students at school in the past couple of months?

Computational basis: those who have bullied others "2-3 times a month" or more according to question 24

	<u>Girls</u>		<u>Boys</u>		<u>Girls+Boys</u>	
	N	%	N	%	N	%
No, they haven't talked with me	2	100.0	5	83.3	7	87.5
Yes, they have once	0	0.0	0	0.0	0	0.0
Yes, they have several times	0	0.0	1	16.7	1	12.5
SUM	2		6		8	

Q36: Do you think you could join in bullying a student whom you don't like?

	<u>Girls</u>		<u>Boys</u>		<u>Girls+Boys</u>	
	N	%	N	%	N	%
Yes	6	6.5	19	30.2	25	16.1
Yes, maybe	11	12.0	13	20.6	24	15.5
I don't know	18	19.6	16	25.4	34	21.9
No, I don't think so	16	17.4	3	4.8	19	12.3
No	21	22.8	6	9.5	27	17.4
Definitely no	20	21.7	6	9.5	26	16.8
SUM	92		63		155	

Q37: How do you usually react if you see or understand that a student your age is being bullied by other students?

	<u>Girls</u>		<u>Boys</u>		<u>Girls+Boys</u>	
	N	%	N	%	N	%
I have never noticed it	12	13.5	11	18.0	23	15.3
I take part in the bullying	0	0.0	2	3.3	2	1.3
I don't do it, but find it OK	1	1.1	2	3.3	3	2.0
I just watch what goes on	12	13.5	16	26.2	28	18.7
I ought to help	42	47.2	15	24.6	57	38.0
I try to help	22	24.7	15	24.6	37	24.7
SUM	89		61		150	

Q38: How often are you afraid of being bullied by other students in your school?

	<u>Girls</u>		<u>Boys</u>		<u>Girls+Boys</u>	
	N	%	N	%	N	%
Never	37	41.1	38	60.3	75	49.0
Seldom	29	32.2	14	22.2	43	28.1
Sometimes	16	17.8	5	7.9	21	13.7
Fairly often	3	3.3	2	3.2	5	3.3
Often	2	2.2	1	1.6	3	2.0
Very often	3	3.3	3	4.8	6	3.9
SUM	90		63		153	

Q39: Overall, how much do you think your class (home room) teacher has done to counteract bullying in the past couple of months?

	<u>Girls</u>		<u>Boys</u>		<u>Girls+Boys</u>	
	N	%	N	%	N	%
Little or nothing	14	15.9	21	33.3	35	23.2
Fairly little somewhat	19	21.6	7	11.1	26	17.2
A good deal	36	40.9	14	22.2	50	33.1
Much	16	18.2	10	15.9	26	17.2
	3	3.4	11	17.5	14	9.3
SUM	88		63		151	