

SEATTLE PUBLIC SCHOOLS

**SAFE SCHOOLS
HEALTHY STUDENTS INITIATIVE**

OLWEUS BULLYING SURVEY REPORT

**Whitman Middle
School**

Grade 7

August, 2003

Table of Contents

<u>Section</u>	<u>Page</u>
Response Summary	3
Bully/Victim Problems in General	3-6
Feelings and Attitudes Regarding Bullying.....	7
How Others React.....	8-11
Friends and General (Dis)Satisfaction with School.....	11-12
General Frequencies.....	12-21

Whitman Middle School
GRADE 7 RESPONSE SUMMARY

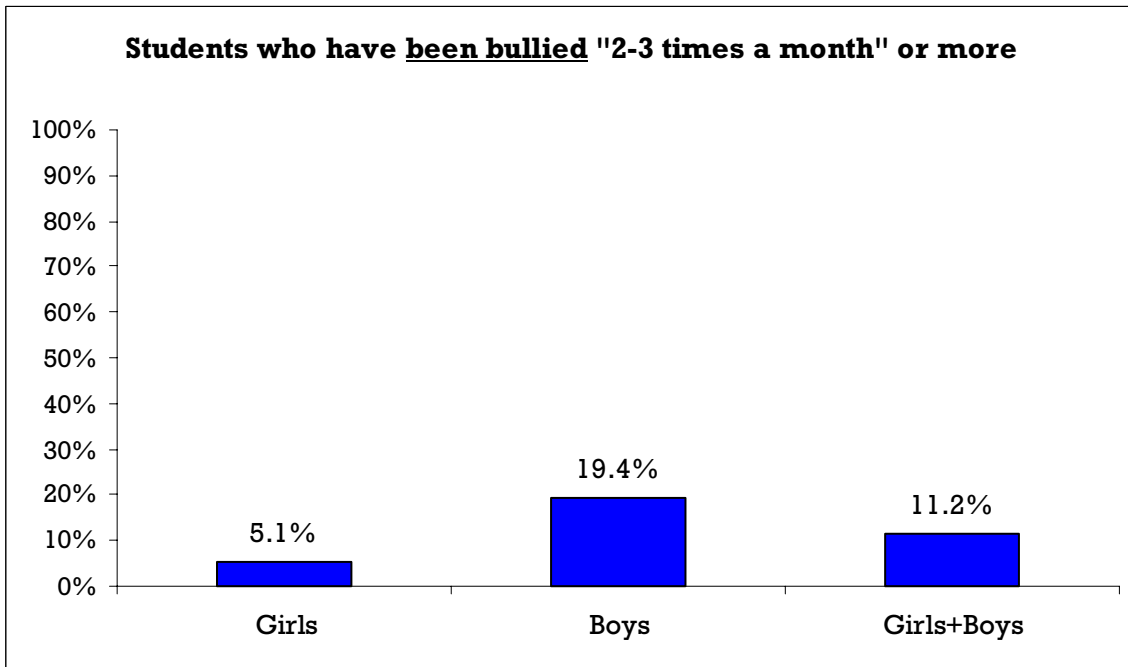
Total Number of Completed Surveys: 172

Number of Girls Completing Survey: 100 (58.0%)

Number of Boys Completing Survey: 72 (42.0%)

Overall Grade Response Rate: 46.4%
 (# responded/school grade enrollment)

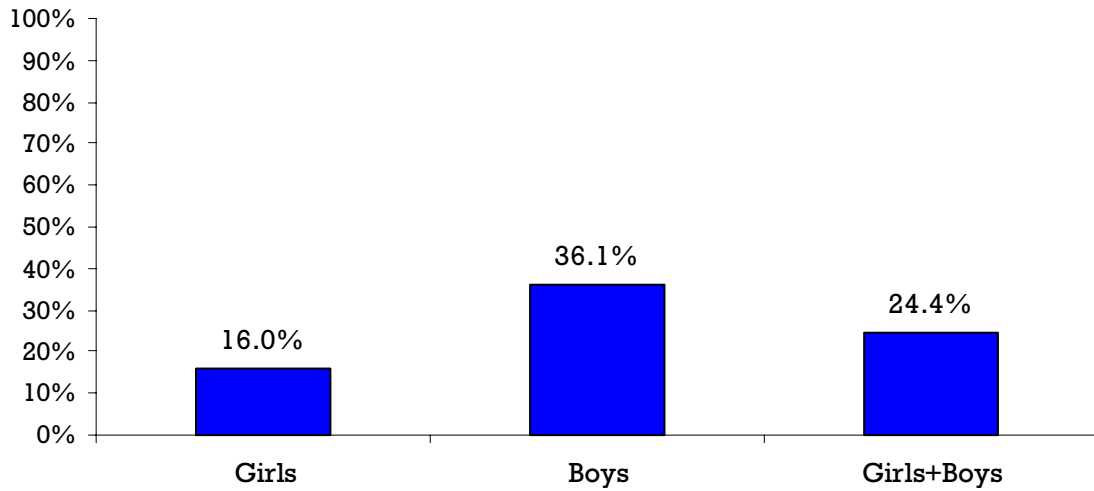
BULLY/VICTIM PROBLEMS IN GENERAL



	Girls	Boys	Girls+Boys
Total	98	72	170
Not Bullied	93	58	151
Bullied	5	14	19
% Bullied	5.1	19.4	11.2

Based on responses to Q4 (see general frequencies section of report)
 Any following calculations of students who have been bullied rely on this distribution

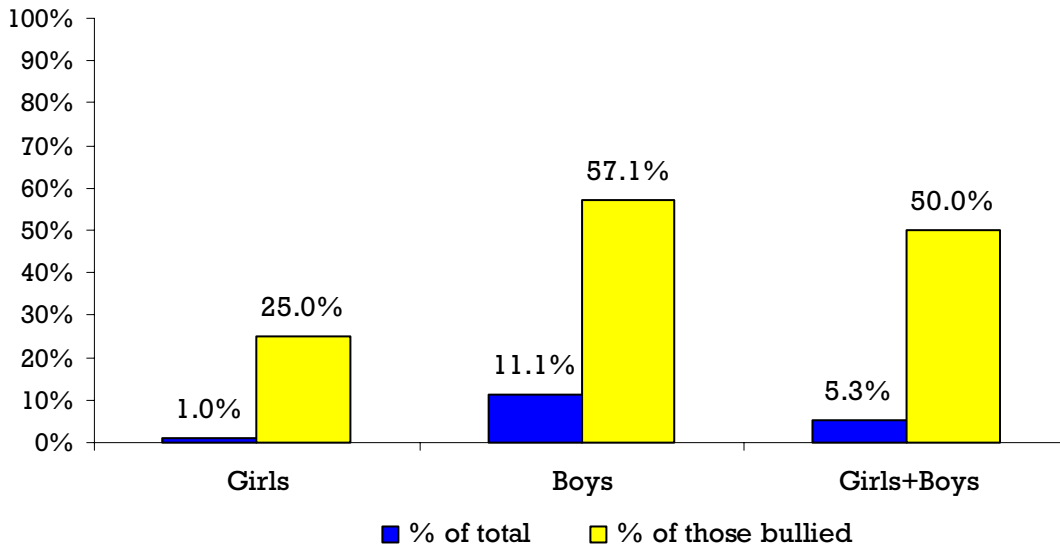
**Students who have been bullied "2-3 times a month" or more
(Alternative Computational Method)**



	Girls	Boys	Girls+Boys
Total	100	72	172
Not Bullied	84	46	130
Bullied	16	26	42
% Bullied	16.0	36.1	24.4

According to at least one of Q4-Q13 (see general frequencies section of report)

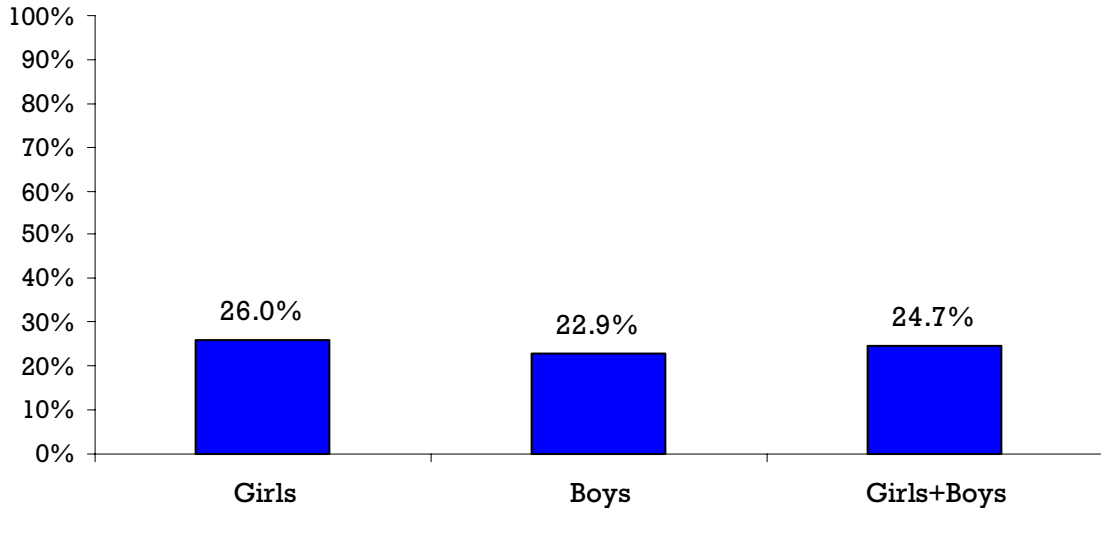
**Students who have been bullied "one year or more"
(Of students bullied "2-3 times a month" or more)**



	Girls		Boys		Girls+Boys	
	N	%	N	%	N	%
% of total	1	1.0	8	11.1	9	5.3
% of those bullied	1	25.0	8	57.1	9	50.0

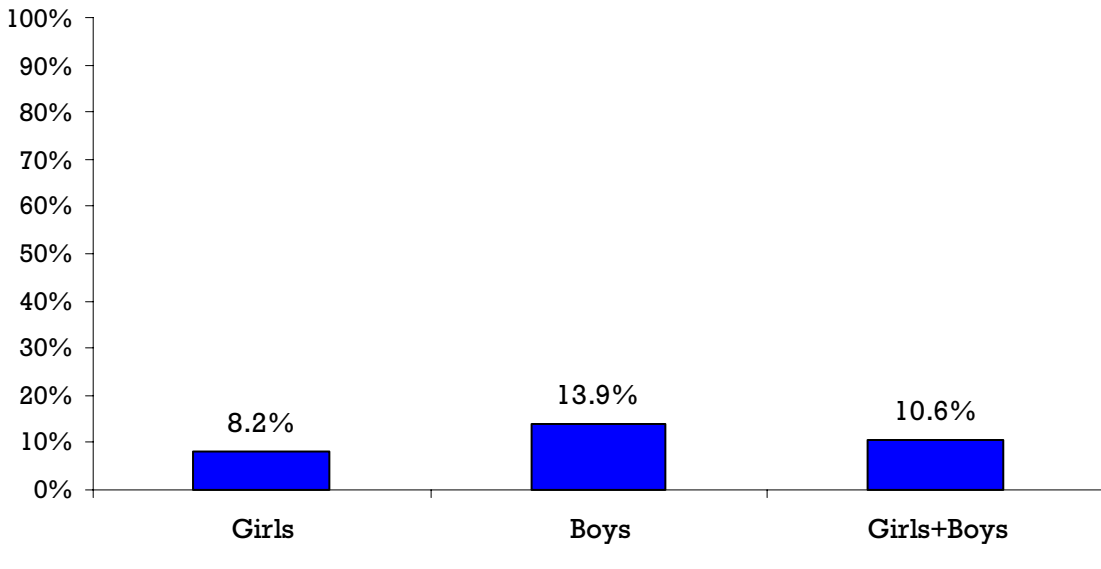
**Students who feel afraid of being bullied by other students
in the school**

(Students who respond "sometimes", "fairly often", "often" or "very often")



	Girls	Boys	Girls+Boys
Total	25	16	41
Percent	26.0	22.9	24.7

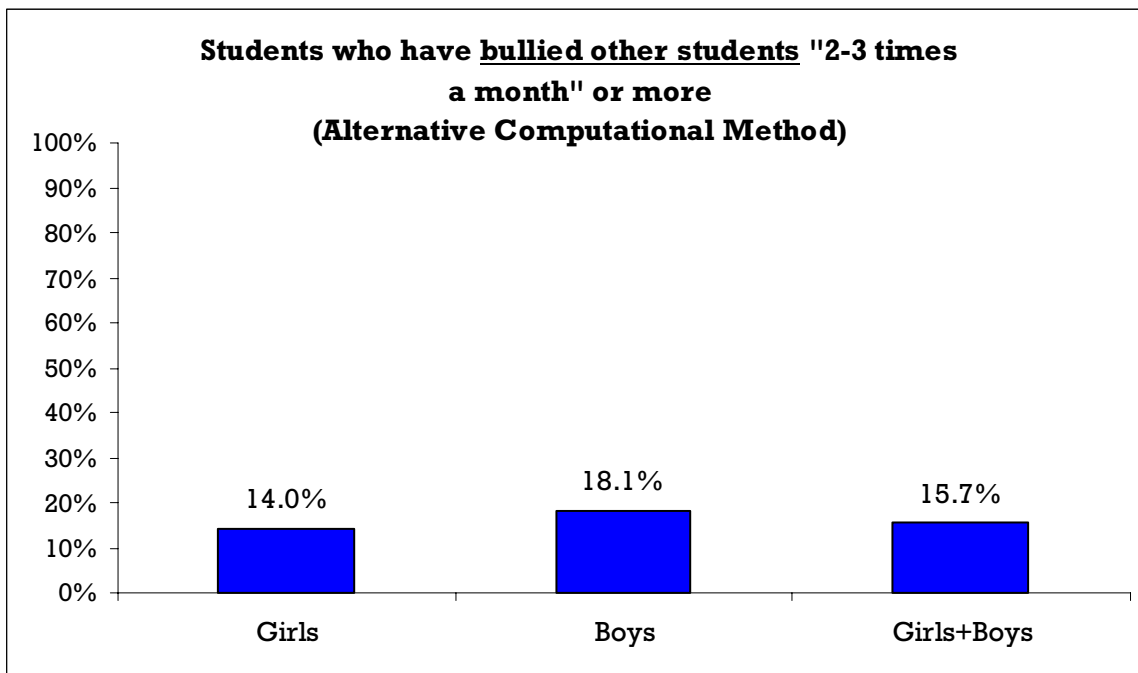
**Students who have bullied other students "2-3 times
a month" or more**



	Girls	Boys	Girls+Boys
Total	98	72	170
Not Bullied	90	62	152
Bullied	8	10	18
% Bullied	8.2	13.9	10.6

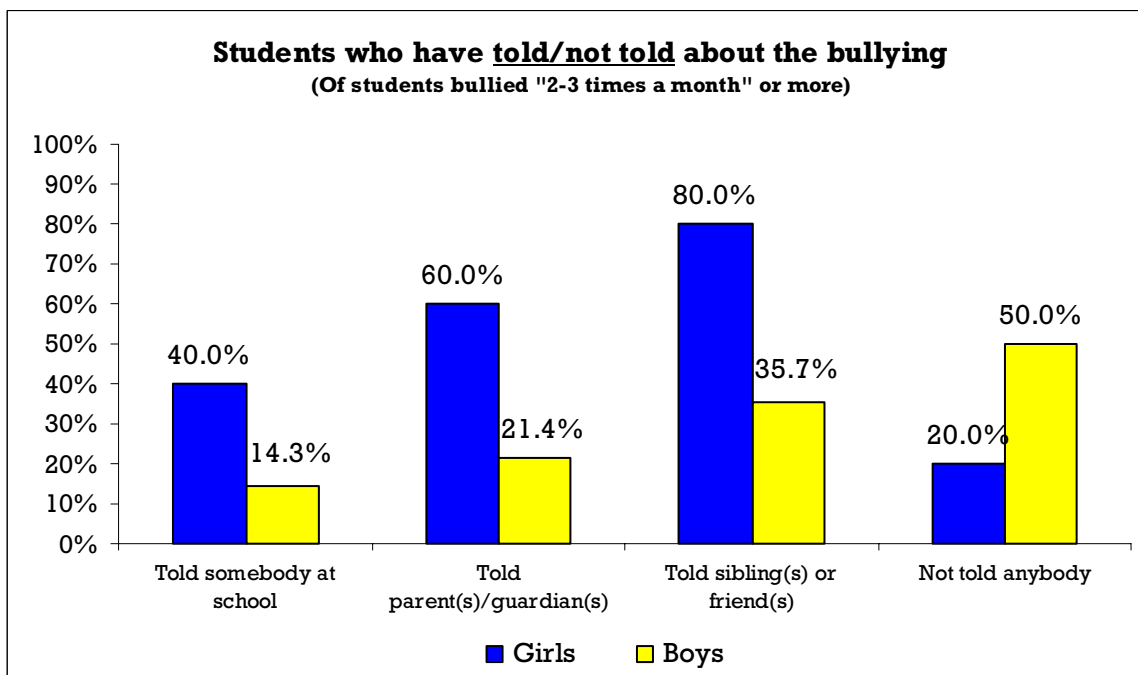
Based on responses to Q24 (see general frequencies section of report)

Any following calculations of students who have bullied rely on this distribution



	Girls	Boys	Girls+Boys
Total	100	72	172
Not Bullied	86	59	145
Bullied	14	13	27
% Bullied	14.0	18.1	15.7

According to at least one of Q24-Q33 (see general frequencies section of report)

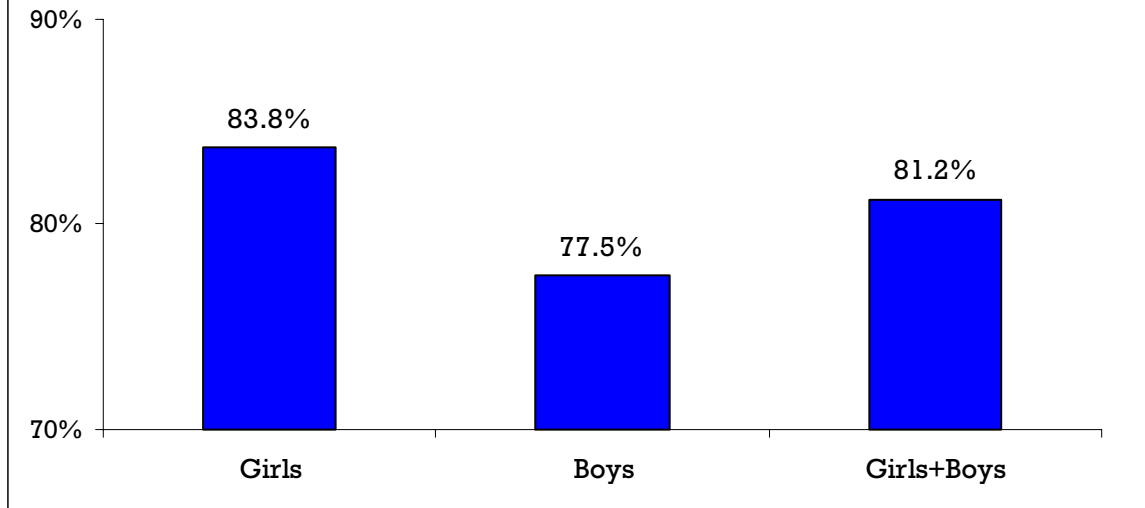


	Girls		Boys		Girls+Boys	
	N	%	N	%	N	%
Told somebody at school	2/5	40.0	2/14	14.3	4	21.1
Told parent(s)/guardian(s)	3/5	60.0	3/14	21.4	6	31.6
Told sibling(s) or friend(s)	4/5	80.0	5/14	35.7	9	47.4
Not told anybody	1/5	20.0	7/14	50.0	8	42.1

FEELINGS AND ATTITUDES REGARDING BULLYING

**When you see a student your age being bullied at school,
what do you feel or think?**

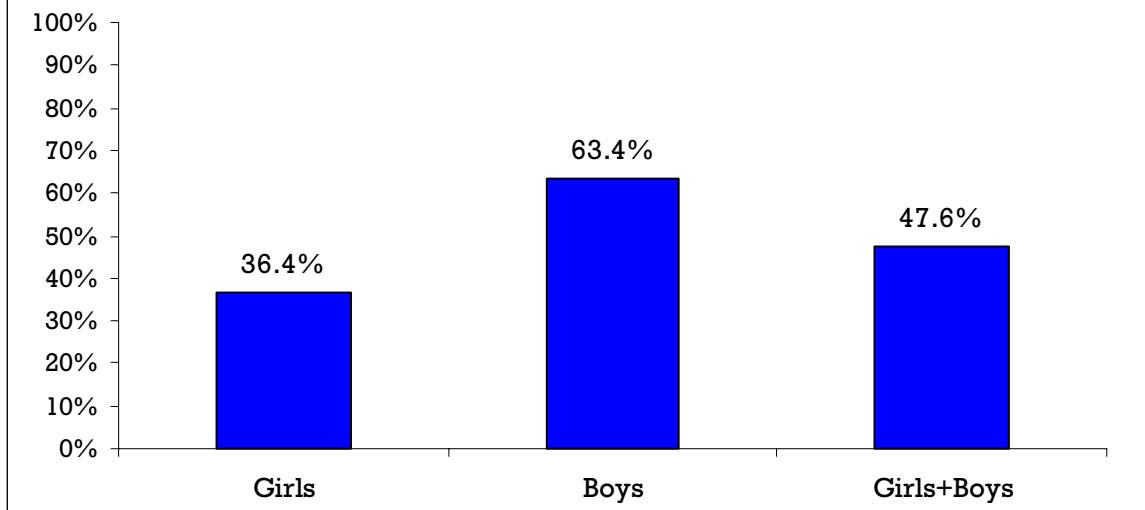
(Students who "feel a bit sorry" or "feel sorry and want to help")



<u>Girls</u>		<u>Boys</u>		<u>Girls+Boys</u>	
N	%	N	%	N	%
83	83.8	55	77.5	138	81.2

**Do you think you could join in bullying a student
whom you don't like?**

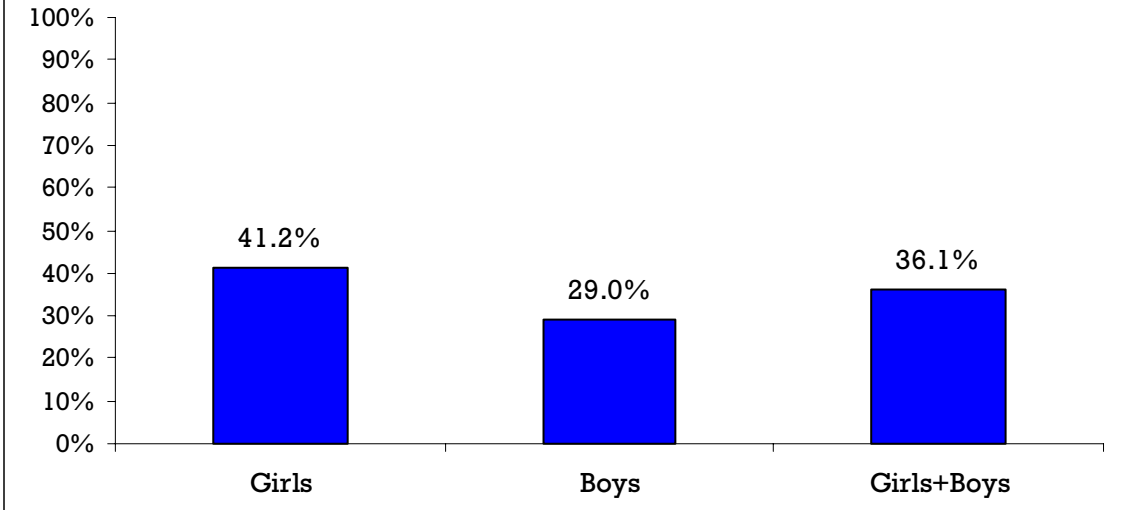
(Students responding "yes", "yes, maybe" or "I do not know")



<u>Girls</u>		<u>Boys</u>		<u>Girls+Boys</u>	
N	%	N	%	N	%
36	36.4	45	63.4	81	47.6

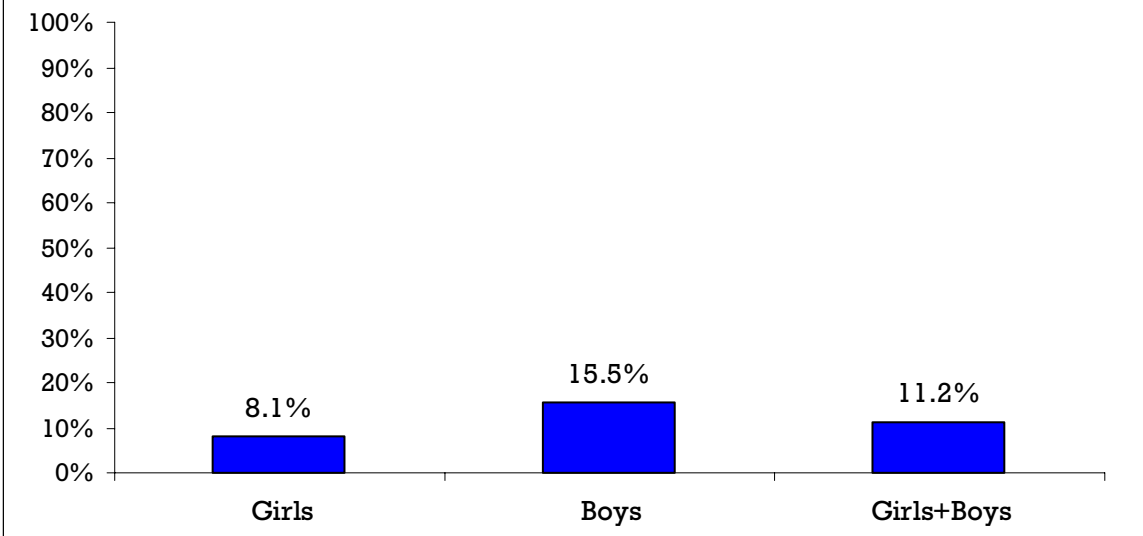
HOW OTHERS REACT

How often do the teachers or other adults at school try to put a stop to it when a student is being bullied at school?
(Students responding "often" or "almost always")



<u>Girls</u>		<u>Boys</u>		<u>Girls+Boys</u>	
N	%	N	%	N	%
40	41.2	20	29.0	60	36.1

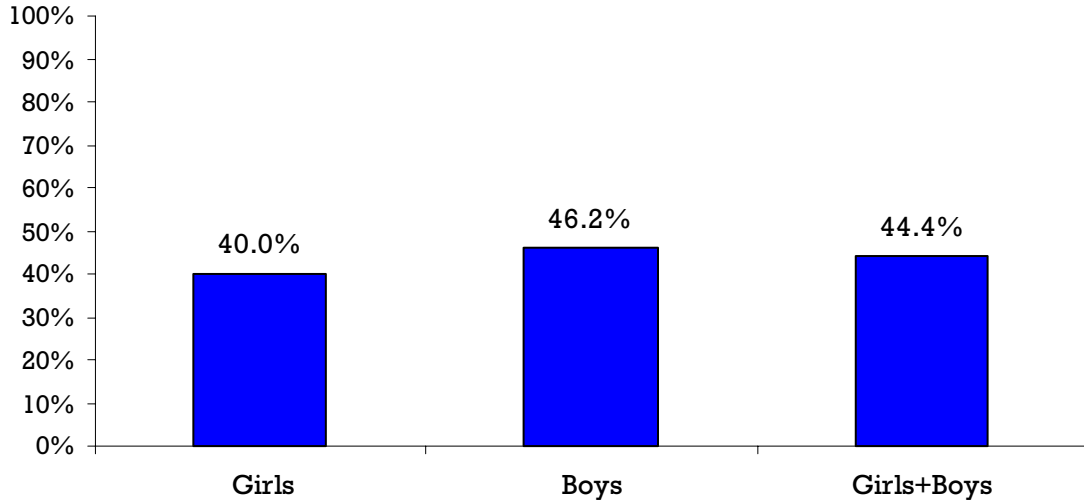
How often do other students try to put a stop to it when a student is being bullied at school?
(Students responding "often" or "almost always")



<u>Girls</u>		<u>Boys</u>		<u>Girls+Boys</u>	
N	%	N	%	N	%
8	8.1	11	15.5	19	11.2

Has any adult at home contacted the school to try to stop your being bullied at school in the past couple of months?

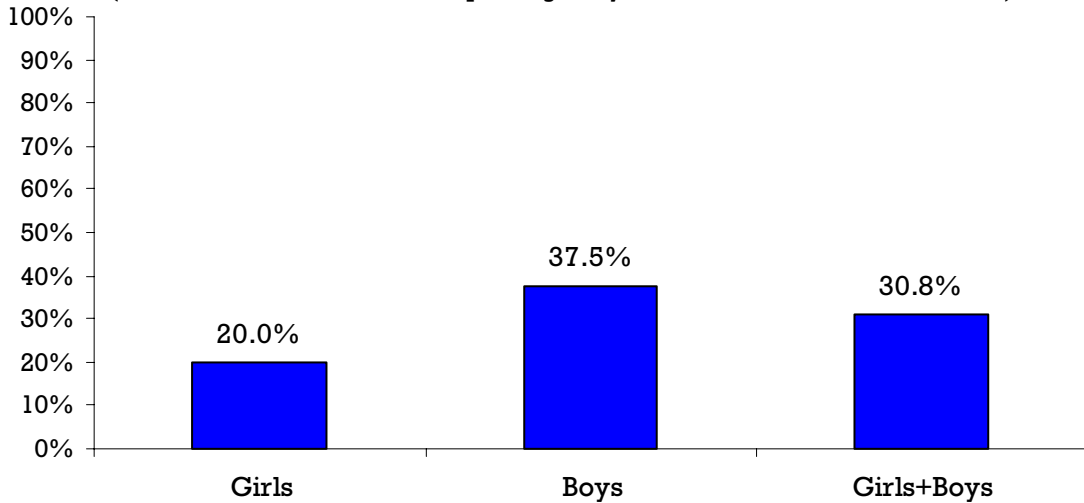
(Students who "have been bullied" responding "they have contacted the school once" or more)



<u>Girls</u>		<u>Boys</u>		<u>Girls+Boys</u>	
N	%	N	%	N	%
2/5	40.0	6/13	46.2	8	44.4

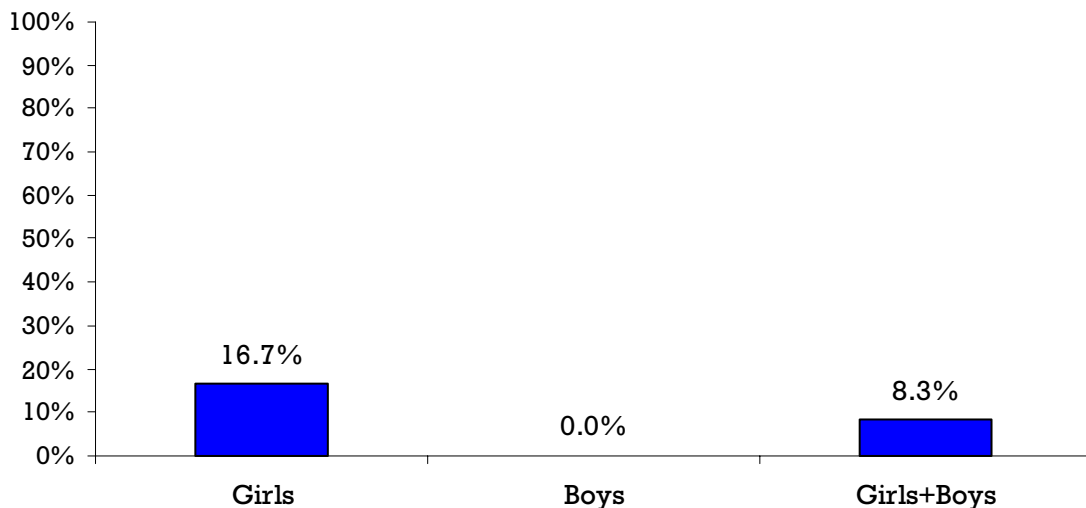
Has your home room teacher or any other teacher talked with you about your bullying other students at school in the past couple of months?

(Students who "have bullied" responding "they have talked with me once" or more)



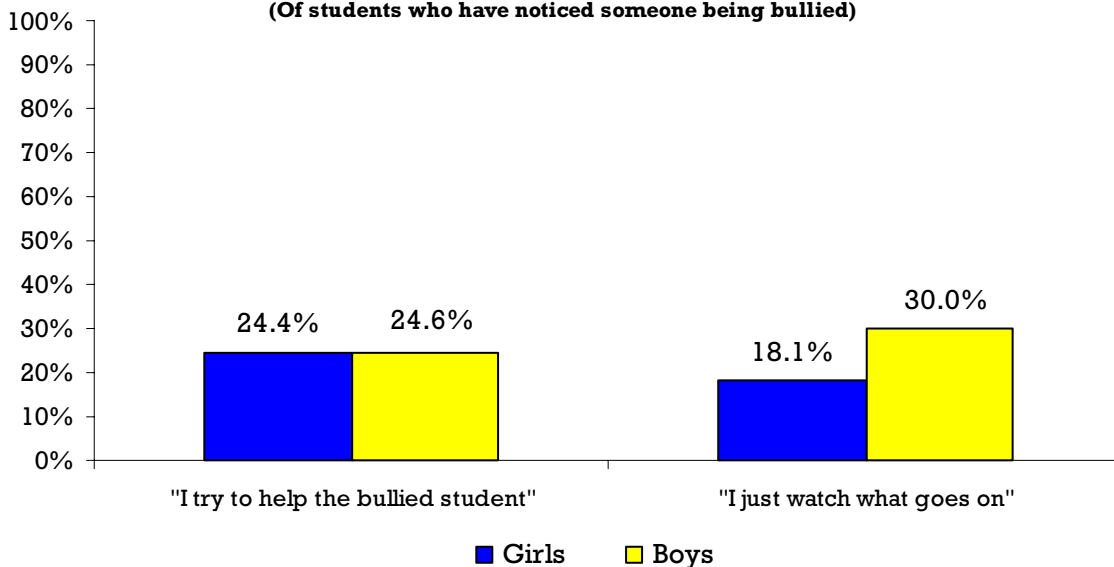
<u>Girls</u>		<u>Boys</u>		<u>Girls+Boys</u>	
N	%	N	%	N	%
1/5	20.0	3/8	37.5	4	30.8

Has any adult at home talked with you about your bullying other students at school in the past couple of months?
 (Students who "have bullied" responding "those at home have talked with me once" or more)



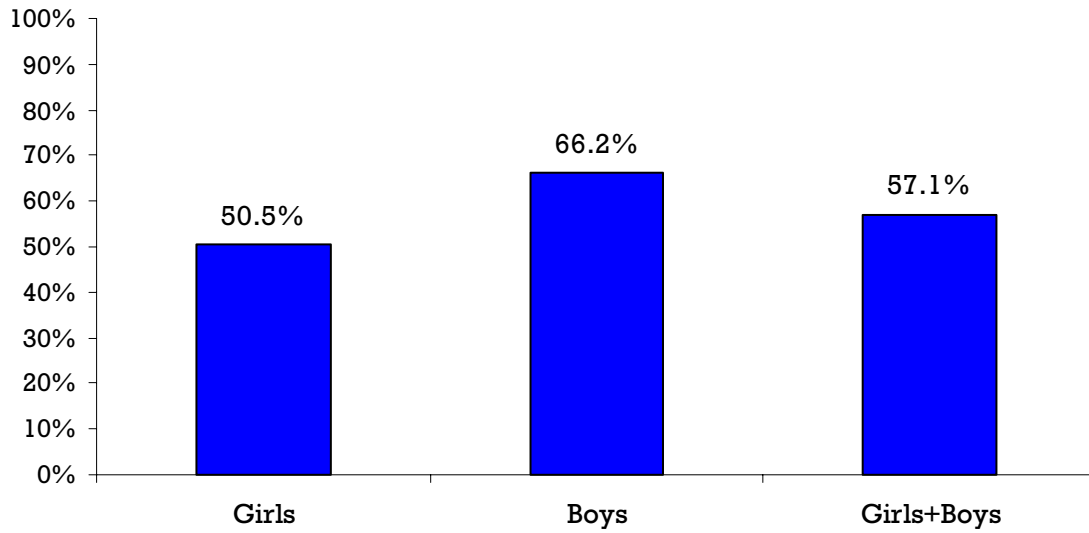
<u>Girls</u>		<u>Boys</u>		<u>Girls+Boys</u>	
N	%	N	%	N	%
1/6	16.7	0/6	0.0	1	8.3

How do you usually react if you see or understand that a student your age is being bullied by other students?
 (Of students who have noticed someone being bullied)



	<u>Girls</u>		<u>Boys</u>		<u>Girls+Boys</u>	
	N	%	N	%	N	%
I try to help the bullied student	19	24.4	14	24.6	33	24.4
I just watch what goes on	15	18.1	18	30.0	33	23.1

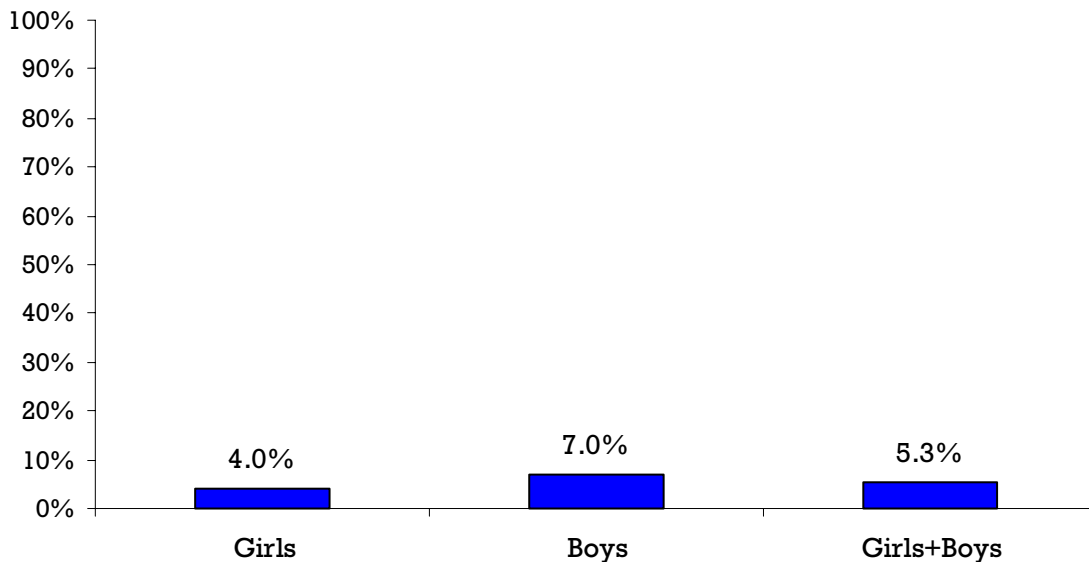
Overall, how much do you think your home room teacher has done to counteract bullying in the past couple of months?
 (Students responding "little or nothing" or "fairly little")



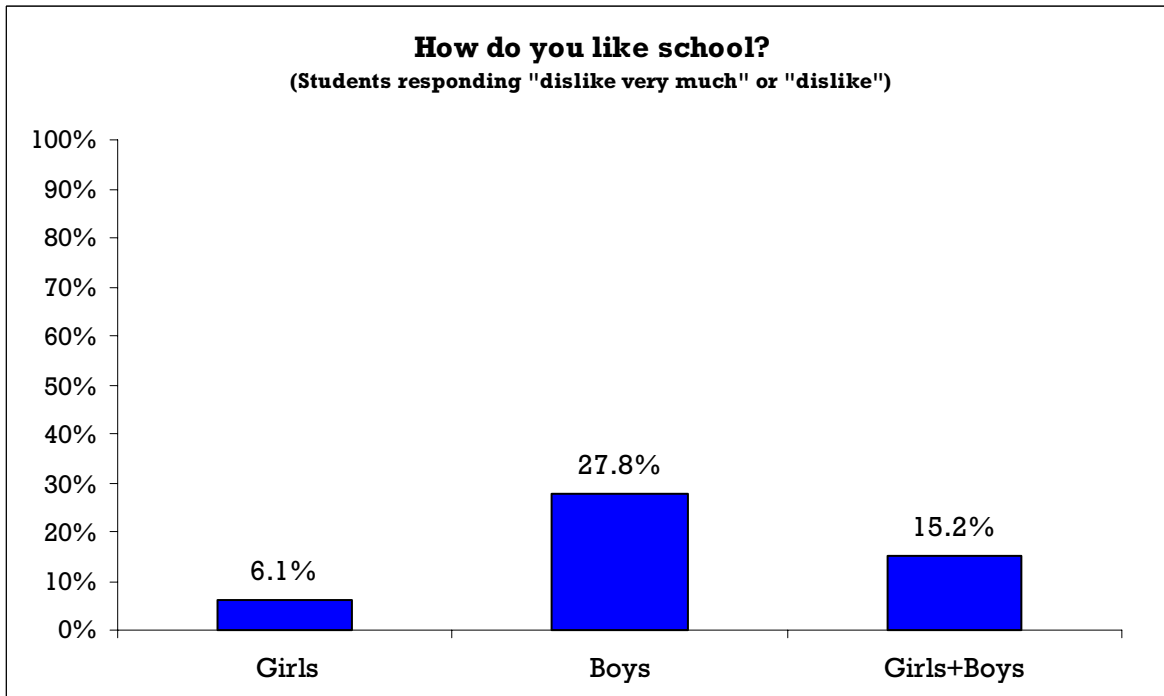
<u>Girls</u>		<u>Boys</u>		<u>Girls+Boys</u>	
N	%	N	%	N	%
48	50.5	45	66.2	93	57.1

FRIENDS AND GENERAL (DIS)SATISFACTION WITH SCHOOL

How many good friends do you have in your class(es)?
 (Students responding "none" or "1 good friend")



<u>Girls</u>		<u>Boys</u>		<u>Girls+Boys</u>	
N	%	N	%	N	%
4	4.0	5	7.0	9	5.3



<u>Girls</u>		<u>Boys</u>		<u>Girls+Boys</u>	
N	%	N	%	N	%
6	6.1	20	27.8	26	15.2

GENERAL FREQUENCIES

Q1: How do you like school?

	<u>Girls</u>		<u>Boys</u>		<u>Girls+Boys</u>	
	N	%	N	%	N	%
Dislike very much	3	3.0	7	9.7	10	5.8
Dislike	3	3.0	13	18.1	16	9.4
Neither like nor dislike	40	40.4	34	47.2	74	43.3
Like school	43	43.4	13	18.1	56	32.7
Like very much	10	10.1	5	6.9	15	8.8
SUM	99		72		171	

Q2: Are you a boy or a girl? (frequencies reported on page 3 of this report)

Q3: How many good friends do you have in your class(es)?

	<u>Girls</u>		<u>Boys</u>		<u>Girls+Boys</u>	
	N	%	N	%	N	%
None	2	2.0	2	2.8	4	2.3
1 good friend	2	2.0	3	4.2	5	2.9
2-3 good friends	28	28.0	18	25.4	46	26.9
4-5 good friends	29	29.0	20	28.2	49	28.7
6+ good friends	39	39.0	28	39.4	67	39.2
SUM	100		71		171	

Q4: How often have you been bullied at school in the past couple of months?

	<u>Girls</u>		<u>Boys</u>		<u>Girls+Boys</u>	
	N	%	N	%	N	%
Not been bullied	65	66.3	39	54.2	104	61.2
Once or twice	28	28.6	19	26.4	47	27.6
2-3 times	1	1.0	4	5.6	5	2.9
Once a week	2	2.0	4	5.6	6	3.5
Several times/week	2	2.0	6	8.3	8	4.7
SUM	98		72		170	

Q5: I was called mean names, was made fun of and teased in a hurtful way

	<u>Girls</u>		<u>Boys</u>		<u>Girls+Boys</u>	
	N	%	N	%	N	%
Hasn't happened	67	67.0	36	50.0	103	59.9
Once or twice	27	27.0	18	25.0	45	26.2
2-3 times	2	2.0	5	6.9	7	4.1
Once a week	2	2.0	5	6.9	7	4.1
Several times/week	2	2.0	8	11.1	10	5.8
SUM	100		72		172	

Q6: Other students kept me out of things on purpose, excluded me from their group of friends or completely ignored me

	<u>Girls</u>		<u>Boys</u>		<u>Girls+Boys</u>	
	N	%	N	%	N	%
Hasn't happened	82	82.0	49	68.1	131	76.2
Once or twice	14	14.0	15	20.8	29	16.9
2-3 times	2	2.0	2	2.8	4	2.3
Once a week	1	1.0	3	4.2	4	2.3
Several times/week	1	1.0	3	4.2	4	2.3
SUM	100		72		172	

Q7: I was hit, kicked, pushed, shoved around or locked indoors

	<u>Girls</u>		<u>Boys</u>		<u>Girls+Boys</u>	
	N	%	N	%	N	%
Hasn't happened	93	93.0	52	72.2	145	84.3
Once or twice	6	6.0	14	19.4	20	11.6
2-3 times	0	0.0	1	1.4	1	0.6
Once a week	1	1.0	3	4.2	4	2.3
Several times/week	0	0.0	2	2.8	2	1.2
SUM	100		72		172	

Q8: Other students told lies or spread false rumors about me and tried to make others dislike me

	<u>Girls</u>		<u>Boys</u>		<u>Girls+Boys</u>	
	N	%	N	%	N	%
Hasn't happened	71	71.0	42	58.3	113	65.7
Once or twice	23	23.0	15	20.8	38	22.1
2-3 times	3	3.0	8	11.1	11	6.4
Once a week	2	2.0	5	6.9	7	4.1
Several times/week	1	1.0	2	2.8	3	1.7
SUM	100		72		172	

Q9: I had money or other things taken away from me or damaged

	<u>Girls</u>		<u>Boys</u>		<u>Girls+Boys</u>	
	N	%	N	%	N	%
Hasn't happened	87	87.0	55	76.4	142	82.6
Once or twice	10	10.0	11	15.3	21	12.2
2-3 times	3	3.0	1	1.4	4	2.3
Once a week	0	0.0	3	4.2	3	1.7
Several times/week	0	0.0	2	2.8	2	1.2
SUM	100		72		172	

Q10: I was threatened or forced to do things I didn't want to do

	<u>Girls</u>		<u>Boys</u>		<u>Girls+Boys</u>	
	N	%	N	%	N	%
Hasn't happened	95	95.0	62	86.1	157	91.3
Once or twice	5	5.0	6	8.3	11	6.4
2-3 times	0	0.0	2	2.8	2	1.2
Once a week	0	0.0	1	1.4	1	0.6
Several times/week	0	0.0	1	1.4	1	0.6
SUM	100		72		172	

Q11: I was bullied with mean names or comments about my race or color

	<u>Girls</u>		<u>Boys</u>		<u>Girls+Boys</u>	
	N	%	N	%	N	%
Hasn't happened	86	86.0	63	87.5	149	86.6
Once or twice	11	11.0	5	6.9	16	9.3
2-3 times	1	1.0	1	1.4	2	1.2
Once a week	1	1.0	3	4.2	4	2.3
Several times/week	1	1.0	0	0.0	1	0.6
SUM	100		72		172	

Q12: I was bullied with mean names, comments, or gestures with a sexual meaning

	<u>Girls</u>		<u>Boys</u>		<u>Girls+Boys</u>	
	N	%	N	%	N	%
Hasn't happened	83	83.0	55	76.4	138	80.2
Once or twice	13	13.0	5	6.9	18	10.5
2-3 times	2	2.0	4	5.6	6	3.5
Once a week	1	1.0	4	5.6	5	2.9
Several times/week	1	1.0	4	5.6	5	2.9
SUM	100		72		172	

Q13: I was bullied in another way

	<u>Girls</u>		<u>Boys</u>		<u>Girls+Boys</u>	
	N	%	N	%	N	%
Hasn't happened	85	85.0	58	80.6	143	83.1
Once or twice	12	12.0	8	11.1	20	11.6
2-3 times	2	2.0	2	2.8	4	2.3
Once a week	1	1.0	2	2.8	3	1.7
Several times/week	0	0.0	2	2.8	2	1.2
SUM	100		72		172	

Q14: In which class(es) is the student or students who bully you?

Computational basis: those bullied "once or twice" or more according to question 4

	<u>Girls</u>		<u>Boys</u>		<u>Girls+Boys</u>	
	N	%	N	%	N	%
In my class	10	38.5	17	63.0	27	50.9
Different class, same grade	10	38.5	3	11.1	13	24.5
In a higher grade	2	7.7	4	14.8	6	11.3
In a lower grade	0	0.0	0	0.0	0	0.0
In different grades	4	15.4	3	11.1	7	13.2
SUM	26		27		53	

Q15: Have you been bullied by boys or girls?

Computational basis: those bullied "once or twice" or more according to question 4

	<u>Girls</u>		<u>Boys</u>		<u>Girls+Boys</u>	
	N	%	N	%	N	%
Mainly by 1 girl	6	23.1	1	3.7	7	13.2
By several girls	2	7.7	0	0.0	2	3.8
Mainly by 1 boy	6	23.1	9	33.3	15	28.3
By several boys	4	15.4	12	44.4	16	30.2
Both boys and girls	8	30.8	5	18.5	13	24.5
SUM	26		27		53	

Q16: By how many students have you usually been bullied?

Computational basis: those bullied "once or twice" or more according to question 4

	<u>Girls</u>		<u>Boys</u>		<u>Girls+Boys</u>	
	N	%	N	%	N	%
Mainly by 1 student	11	40.7	6	21.4	17	30.9
By a group of 2-3 students	9	33.3	14	50.0	23	41.8
By a group of 4-9 students	6	22.2	3	10.7	9	16.4
By a group of more than 9	0	0.0	1	3.6	1	1.8
By different students/groups	1	3.7	4	14.3	5	9.1
SUM	27		28		55	

Q17: How long has the bullying lasted?

Computational basis: those bullied "2-3 times a month" or more according to question 4

	<u>Girls</u>		<u>Boys</u>		<u>Girls+Boys</u>	
	N	%	N	%	N	%
1 or 2 weeks	0	0.0	0	0.0	0	0.0
About a month	1	25.0	1	7.1	2	11.1
About 6 months	2	50.0	5	35.7	7	38.9
About a year	0	0.0	1	7.1	1	5.6
Several years	1	25.0	7	50.0	8	44.4
SUM	4		14		18	

Q18: Where have you been bullied?

Computational basis: those bullied "once or twice" or more according to question 4

	<u>Girls</u>		<u>Boys</u>		<u>Girls+Boys</u>	
	N	%	N	%	N	%
In the playground/athletic field	6	23.1	14	51.9	20	37.7
In the hallways/stairwells	15	55.6	15	55.6	30	55.6
In class (with teacher present)	15	55.6	19	70.4	34	63.0
In the classroom (teacher absent)	8	30.8	18	69.2	26	50.0
In the bathroom	0	0.0	6	21.4	6	11.1
In gym class/locker room/shower	3	11.5	11	40.7	14	26.4
In the lunch room	10	37.0	8	29.6	18	33.3
On the way to and from school	5	19.2	5	18.5	10	18.9
At the school bus stop	3	11.5	2	7.7	5	9.6
On the school bus	2	8.0	5	19.2	7	13.7
Somewhere else in school	2	8.0	7	28.0	9	18.0
SUM	69		110		179	

Q19: Have you told anyone that you have been bullied at school in the past couple of months?

Computational basis: those bullied "2-3 times a month" or more according to question 4

	<u>Girls</u>		<u>Boys</u>		<u>Girls+Boys</u>	
	N	%	N	%	N	%
Been bullied but not told anybody	1	20.0	7	50.0	8	42.1
Been bullied and told somebody	4	80.0	7	50.0	11	57.9
SUM	5		14		19	

Q19A: Who have you told that you have been bullied?

	<u>Girls</u>		<u>Boys</u>		<u>Girls+Boys</u>	
	N	%	N	%	N	%
Your class (home room) teacher	1	20.0	1	7.1	2	10.5
Another adult at school	2	40.0	2	14.3	4	21.1
Your parent(s)/guardian(s)	3	60.0	3	21.4	6	31.6
Your brother(s) or sister(s)	1	20.0	2	14.3	3	15.8
Your friend(s)	4	80.0	5	35.7	9	47.4
Somebody else	1	20.0	1	7.1	2	10.5
SUM	12		14		26	

Q20: How often do the teachers or other adults at school try to put a stop to it when a student is being bullied at school?

	<u>Girls</u>		<u>Boys</u>		<u>Girls+Boys</u>	
	N	%	N	%	N	%
Almost never	11	11.3	19	27.5	30	18.1
Once in a while	14	14.4	17	24.6	31	18.7
Sometimes	32	33.0	13	18.8	45	27.1
Often	20	20.6	8	11.6	28	16.9
Almost always	20	20.6	12	17.4	32	19.3
SUM	97		69		166	

Q21: How often do other students try to put a stop to it when a student is being bullied at school?

	<u>Girls</u>		<u>Boys</u>		<u>Girls+Boys</u>	
	N	%	N	%	N	%
Almost never	37	37.4	38	53.5	75	44.1
Once in a while	34	34.3	15	21.1	49	28.8
Sometimes	20	20.2	7	9.9	27	15.9
Often	6	6.1	8	11.3	14	8.2
Almost always	2	2.0	3	4.2	5	2.9
SUM	99		71		170	

Q22: Has any adult at home contacted the school to try to stop your being bullied at school in the past couple of months?

Computational basis: those bullied "2-3 times a month" or more according to question 4

	<u>Girls</u>		<u>Boys</u>		<u>Girls+Boys</u>	
	N	%	N	%	N	%
No, not contacted the school	3	60.0	7	53.8	10	55.6
Yes, once	1	20.0	5	38.5	6	33.3
Yes, several times	1	20.0	1	7.7	2	11.1
SUM	5		13		18	

Q23: When you see a student your age being bullied at school, what do you feel or think?

	<u>Girls</u>		<u>Boys</u>		<u>Girls+Boys</u>	
	N	%	N	%	N	%
He/she probably deserves it	6	6.1	6	8.5	12	7.1
Don't feel much	10	10.1	10	14.1	20	11.8
Feel a bit sorry	42	42.4	34	47.9	76	44.7
Feel sorry and want to help	41	41.4	21	29.6	62	36.5
SUM	99		71		170	

Q24: How often have you taken part in bullying another student(s) at school in the past couple of months?

	<u>Girls</u>		<u>Boys</u>		<u>Girls+Boys</u>	
	N	%	N	%	N	%
Not bullied	69	70.4	45	62.5	114	67.1
Once or twice	21	21.4	17	23.6	38	22.4
2-3 times	3	3.1	9	12.5	12	7.1
Once a week	2	2.0	0	0.0	2	1.2
Several times/week	3	3.1	1	1.4	4	2.4
SUM	98		72		170	

Q25: I called another student(s) mean names, made fun of and teased him or her in a hurtful way

	<u>Girls</u>		<u>Boys</u>		<u>Girls+Boys</u>	
	N	%	N	%	N	%
Hasn't happened	70	70.0	49	68.1	119	69.2
Once or twice	17	17.0	20	27.8	37	21.5
2-3 times	7	7.0	1	1.4	8	4.7
Once a week	3	3.0	1	1.4	4	2.3
Several times/week	3	3.0	1	1.4	4	2.3
SUM	100		72		172	

Q26: I kept him or her out of things on purpose, excluded him or her from my group of friends or completely ignored him or her

	<u>Girls</u>		<u>Boys</u>		<u>Girls+Boys</u>	
	N	%	N	%	N	%
Hasn't happened	75	75.0	52	72.2	127	73.8
Once or twice	21	21.0	14	19.4	35	20.3
2-3 times	0	0.0	5	6.9	5	2.9
Once a week	2	2.0	0	0.0	2	1.2
Several times/week	2	2.0	1	1.4	3	1.7
SUM	100		72		172	

Q27: I hit, kicked, pushed, and shoved him or her around or locked him or her indoors

	<u>Girls</u>		<u>Boys</u>		<u>Girls+Boys</u>	
	N	%	N	%	N	%
Hasn't happened	93	93.0	64	88.9	157	91.3
Once or twice	4	4.0	6	8.3	10	5.8
2-3 times	0	0.0	2	2.8	2	1.2
Once a week	0	0.0	0	0.0	0	0.0
Several times/week	3	3.0	0	0.0	3	1.7
SUM	100		72		172	

Q28: I spread false rumors about him or her and tried to make others dislike him or her

	<u>Girls</u>		<u>Boys</u>		<u>Girls+Boys</u>	
	N	%	N	%	N	%
Hasn't happened	89	89.0	68	94.4	157	91.3
Once or twice	7	7.0	2	2.8	9	5.2
2-3 times	0	0.0	2	2.8	2	1.2
Once a week	2	2.0	0	0.0	2	1.2
Several times/week	2	2.0	0	0.0	2	1.2
SUM	100		72		172	

Q29: I took money or other things from him or her or damaged his or her belongings

	<u>Girls</u>		<u>Boys</u>		<u>Girls+Boys</u>	
	N	%	N	%	N	%
Hasn't happened	96	96.0	68	95.8	164	95.9
Once or twice	2	2.0	3	4.2	5	2.9
2-3 times	1	1.0	0	0.0	1	0.6
Once a week	0	0.0	0	0.0	0	0.0
Several times/week	1	1.0	0	0.0	1	0.6
SUM	100		71		171	

Q30: I threatened or forced him or her to do things he or she didn't want to do

	<u>Girls</u>		<u>Boys</u>		<u>Girls+Boys</u>	
	N	%	N	%	N	%
Hasn't happened	95	95.0	65	91.5	160	93.6
Once or twice	1	1.0	4	5.6	5	2.9
2-3 times	2	2.0	1	1.4	3	1.8
Once a week	0	0.0	0	0.0	0	0.0
Several times/week	2	2.0	1	1.4	3	1.8
SUM	100		71		171	

Q31: I bullied him or her with mean names about his or her race or color

	<u>Girls</u>		<u>Boys</u>		<u>Girls+Boys</u>	
	N	%	N	%	N	%
Hasn't happened	94	94.0	67	94.4	161	94.2
Once or twice	3	3.0	3	4.2	6	3.5
2-3 times	1	1.0	1	1.4	2	1.2
Once a week	0	0.0	0	0.0	0	0.0
Several times/week	2	2.0	0	0.0	2	1.2
SUM	100		71		171	

Q32: I bullied him or her with mean names, comments, or gestures with a sexual meaning

	<u>Girls</u>		<u>Boys</u>		<u>Girls+Boys</u>	
	N	%	N	%	N	%
Hasn't happened	93	93.0	63	87.5	156	90.7
Once or twice	3	3.0	8	11.1	11	6.4
2-3 times	0	0.0	1	1.4	1	0.6
Once a week	2	2.0	0	0.0	2	1.2
Several times/week	2	2.0	0	0.0	2	1.2
SUM	100		72		172	

Q33: I bullied him or her in another way

	<u>Girls</u>		<u>Boys</u>		<u>Girls+Boys</u>	
	N	%	N	%	N	%
Hasn't happened	93	93.0	66	91.7	159	92.4
Once or twice	4	4.0	1	1.4	5	2.9
2-3 times	0	0.0	3	4.2	3	1.7
Once a week	2	2.0	1	1.4	3	1.7
Several times/week	1	1.0	1	1.4	2	1.2
SUM	100		72		172	

Q34: Has your class (home room) teacher or any other teacher talked with you about your bullying other students at school in the past couple of months?

Computational basis: those who have bullied others "2-3 times a month" or more according to question 24

	<u>Girls</u>		<u>Boys</u>		<u>Girls+Boys</u>	
	N	%	N	%	N	%
No, they haven't talked with me	4	80.0	5	62.5	9	69.2
Yes, they have once	0	0.0	2	25.0	2	15.4
Yes, they have several times	1	20.0	1	12.5	2	15.4
SUM	5		8		13	

Q35: Has any adult at home talked with you about your bullying other students at school in the past couple of months?

Computational basis: those who have bullied others "2-3 times a month" or more according to question 24

	<u>Girls</u>		<u>Boys</u>		<u>Girls+Boys</u>	
	N	%	N	%	N	%
No, they haven't talked with me	5	83.3	6	100.0	11	91.7
Yes, they have once	0	0.0	0	0.0	0	0.0
Yes, they have several times	1	16.7	0	0.0	1	8.3
SUM	6		6		12	

Q36: Do you think you could join in bullying a student whom you don't like?

	<u>Girls</u>		<u>Boys</u>		<u>Girls+Boys</u>	
	N	%	N	%	N	%
Yes	5	5.1	18	25.4	23	13.5
Yes, maybe	8	8.1	7	9.9	15	8.8
I don't know	23	23.2	20	28.2	43	25.3
No, I don't think so	14	14.1	6	8.5	20	11.8
No	21	21.2	10	14.1	31	18.2
Definitely no	28	28.3	10	14.1	38	22.4
SUM	99		71		170	

Q37: How do you usually react if you see or understand that a student your age is being bullied by other students?

	<u>Girls</u>		<u>Boys</u>		<u>Girls+Boys</u>	
	N	%	N	%	N	%
I have never noticed it	16	17.0	12	17.4	28	17.2
I take part in the bullying	3	3.2	2	2.9	5	3.1
I don't do it, but find it OK	1	1.1	2	2.9	3	1.8
I just watch what goes on	15	16.0	18	26.1	33	20.2
I ought to help	40	42.6	21	30.4	61	37.4
I try to help	19	20.2	14	20.3	33	20.2
SUM	94		69		163	

Q38: How often are you afraid of being bullied by other students in your school?

	<u>Girls</u>		<u>Boys</u>		<u>Girls+Boys</u>	
	N	%	N	%	N	%
Never	37	38.5	30	42.9	67	40.4
Seldom	34	35.4	24	34.3	58	34.9
Sometimes	16	16.7	6	8.6	22	13.3
Fairly often	4	4.2	3	4.3	7	4.2
Often	1	1.0	3	4.3	4	2.4
Very often	4	4.2	4	5.7	8	4.8
SUM	96		70		166	

Q39: Overall, how much do you think your class (home room) teacher has done to counteract bullying in the past couple of months?

	<u>Girls</u>		<u>Boys</u>		<u>Girls+Boys</u>	
	N	%	N	%	N	%
Little or nothing	21	22.1	29	42.6	50	30.7
Fairly little somewhat	27	28.4	16	23.5	43	26.4
A good deal	25	26.3	9	13.2	34	20.9
Much	15	15.8	9	13.2	24	14.7
	7	7.4	5	7.4	12	7.4
SUM	95		68		163	