

SEATTLE PUBLIC SCHOOLS

**SAFE SCHOOLS
HEALTHY STUDENTS INITIATIVE**

OLWEUS BULLYING SURVEY REPORT

**Whitman Middle
School**

Grade 6

August, 2003

Table of Contents

<u>Section</u>	<u>Page</u>
Response Summary	3
Bully/Victim Problems in General	3-6
Feelings and Attitudes Regarding Bullying.....	7
How Others React.....	8-11
Friends and General (Dis)Satisfaction with School.....	11-12
General Frequencies.....	12-21

Whitman Middle School
GRADE 6 RESPONSE SUMMARY

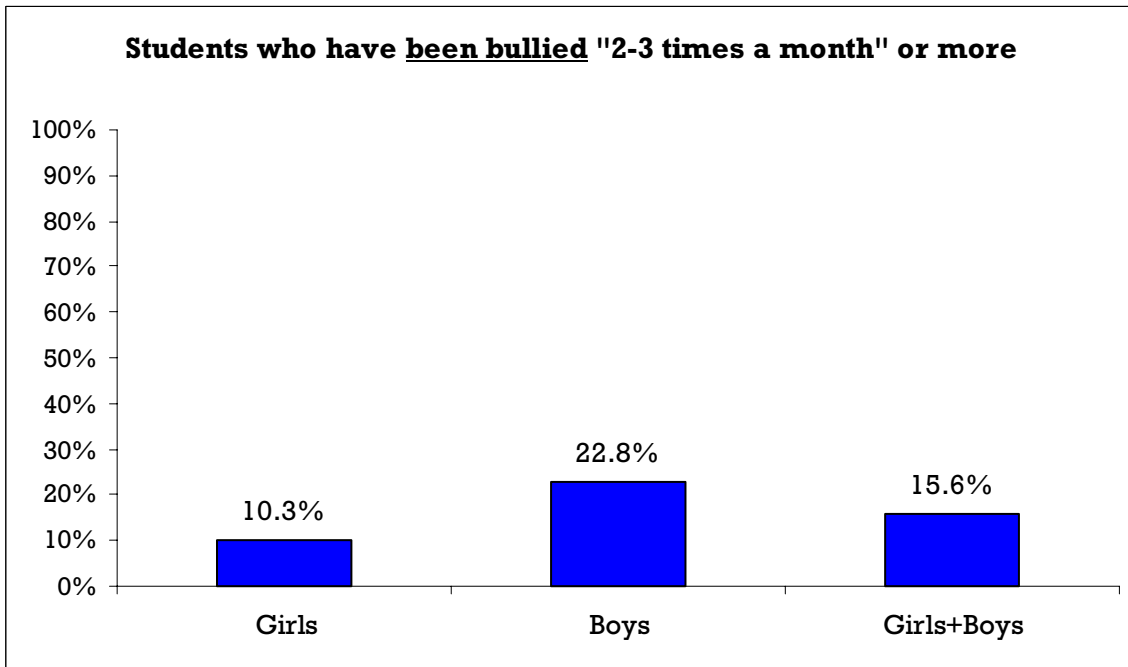
Total Number of Completed Surveys: 188

Number of Girls Completing Survey: 109 (58.0%)

Number of Boys Completing Survey: 79 (42.0%)

Overall Grade Response Rate: 51.1%
 (# responded/school grade enrollment)

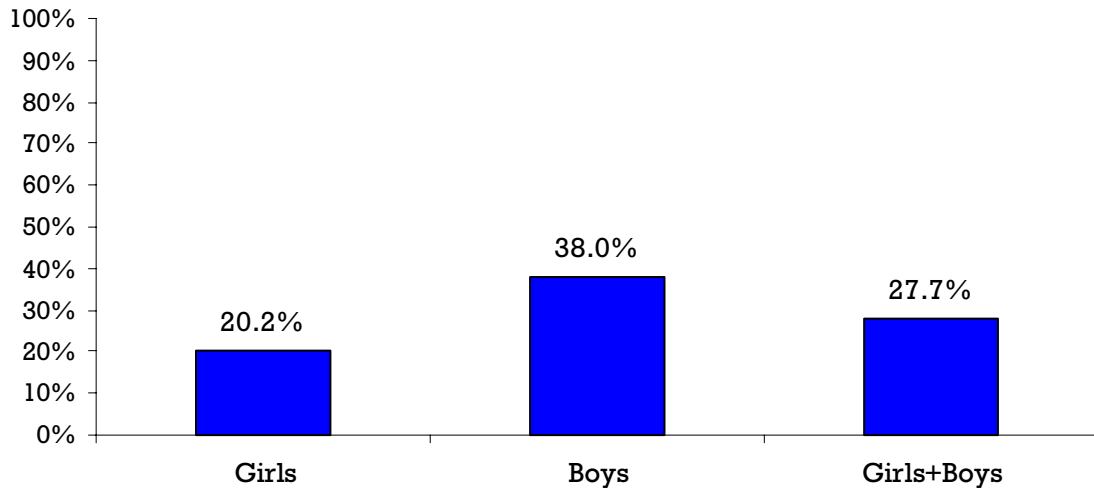
BULLY/VICTIM PROBLEMS IN GENERAL



	Girls	Boys	Girls+Boys
Total	107	79	186
Not Bullied	96	61	157
Bullied	11	18	29
% Bullied	10.3	22.8	15.6

Based on responses to Q4 (see general frequencies section of report)
 Any following calculations of students who have been bullied rely on this distribution

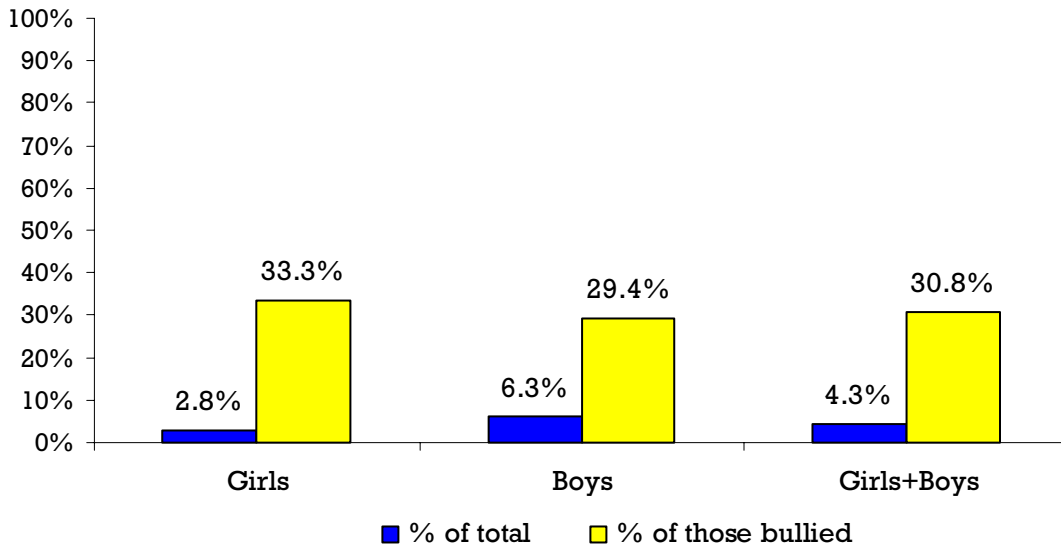
**Students who have been bullied "2-3 times a month" or more
(Alternative Computational Method)**



	Girls	Boys	Girls+Boys
Total	109	79	188
Not Bullied	87	49	136
Bullied	22	30	52
% Bullied	20.2	38.0	27.7

According to at least one of Q4-Q13 (see general frequencies section of report)

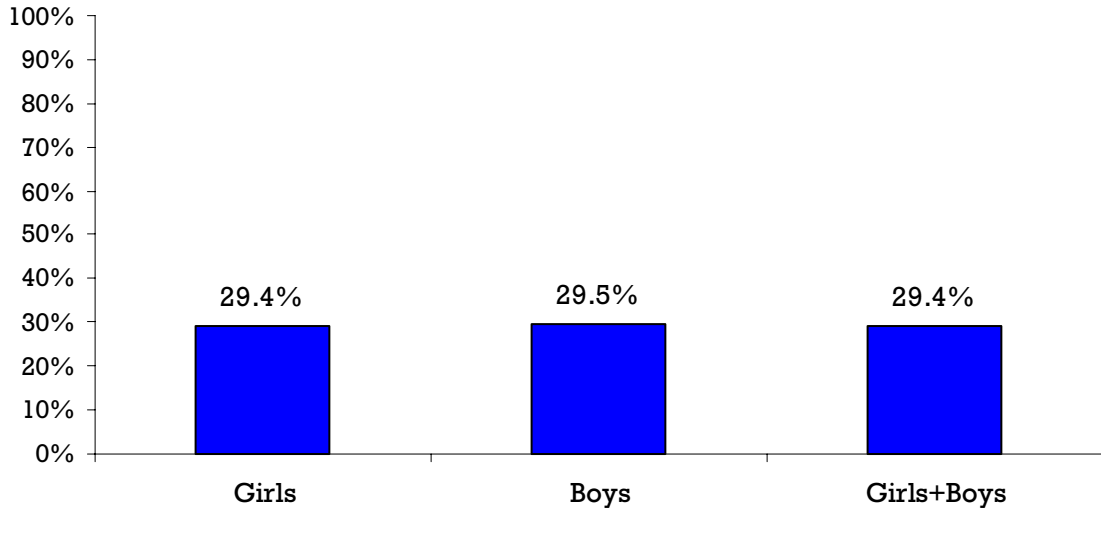
**Students who have been bullied "one year or more"
(Of students bullied "2-3 times a month" or more)**



	Girls		Boys		Girls+Boys	
	N	%	N	%	N	%
% of total	3	2.8	5	6.3	8	4.3
% of those bullied	3	33.3	5	29.4	8	30.8

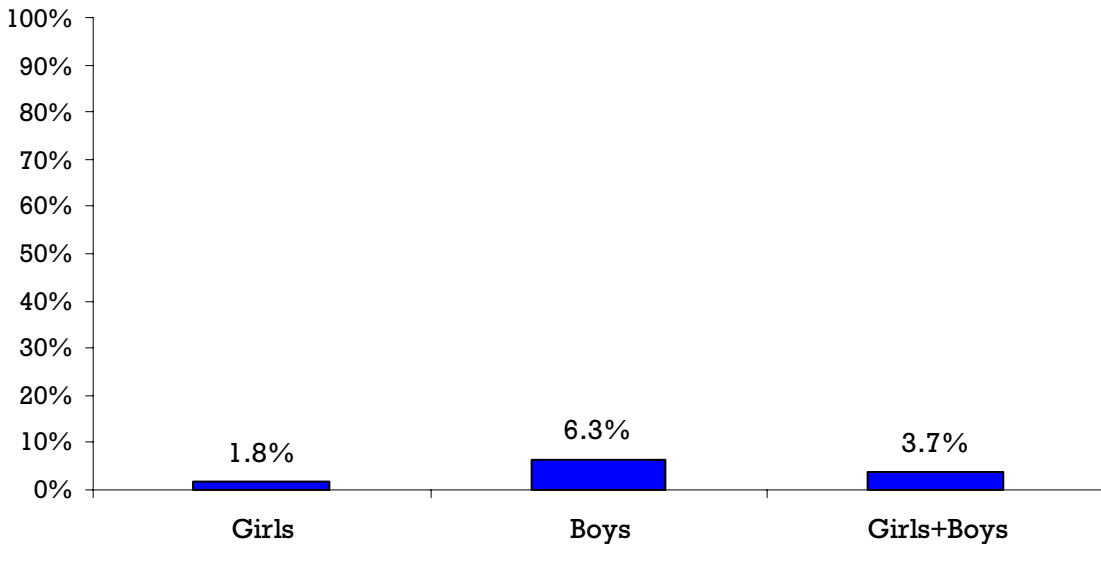
**Students who feel afraid of being bullied by other students
in the school**

(Students who respond "sometimes", "fairly often", "often" or "very often")



	Girls	Boys	Girls+Boys
Total	30	23	53
Percent	29.4	29.5	29.4

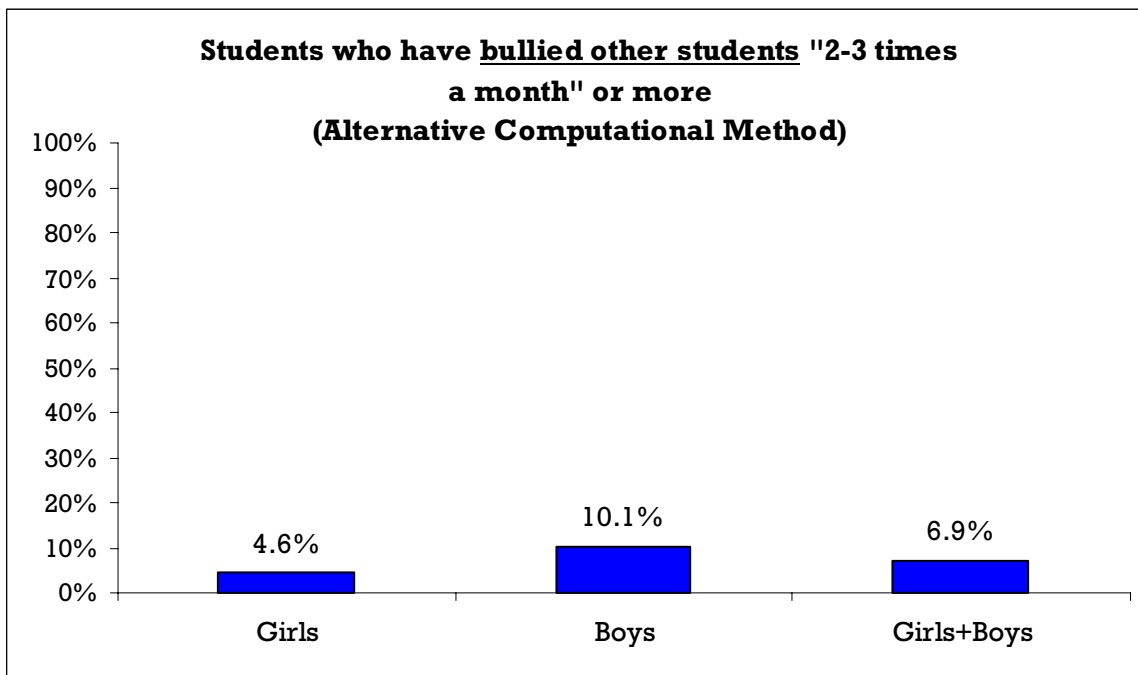
**Students who have bullied other students "2-3 times
a month" or more**



	Girls	Boys	Girls+Boys
Total	109	79	188
Not Bullied	107	74	181
Bullied	2	5	7
% Bullied	1.8	6.3	3.7

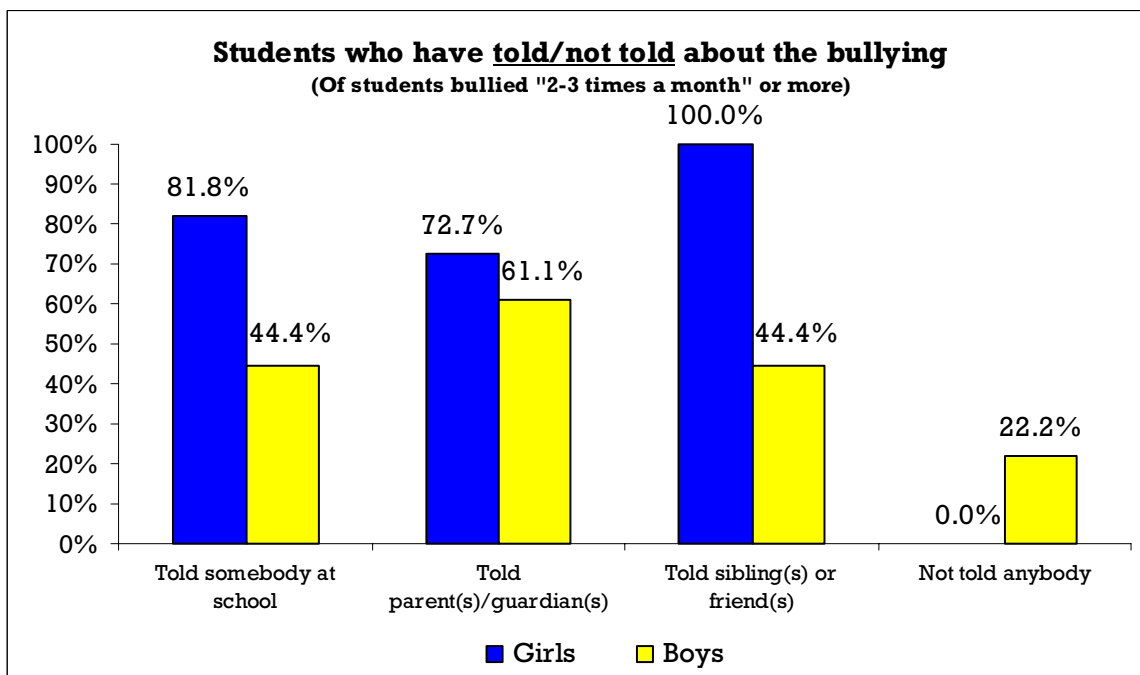
Based on responses to Q24 (see general frequencies section of report)

Any following calculations of students who have bullied rely on this distribution



	Girls	Boys	Girls+Boys
Total	109	79	188
Not Bullied	104	71	175
Bullied	5	8	13
% Bullied	4.6	10.1	6.9

According to at least one of Q24-Q33 (see general frequencies section of report)

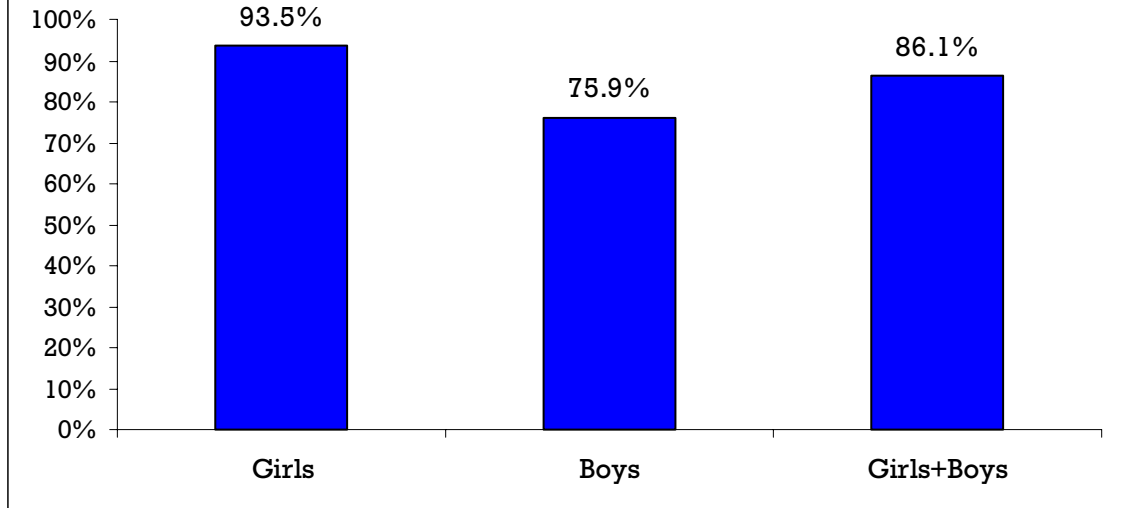


	Girls		Boys		Girls+Boys	
	N	%	N	%	N	%
Told somebody at school	9/11	81.8	8/18	44.4	17	58.6
Told parent(s)/guardian(s)	8/11	72.7	11/18	61.1	19	65.5
Told sibling(s) or friend(s)	11/11	100.0	8/18	44.4	19	65.5
Not told anybody	0/11	0.0	4/18	22.2	4	13.8

FEELINGS AND ATTITUDES REGARDING BULLYING

**When you see a student your age being bullied at school,
what do you feel or think?**

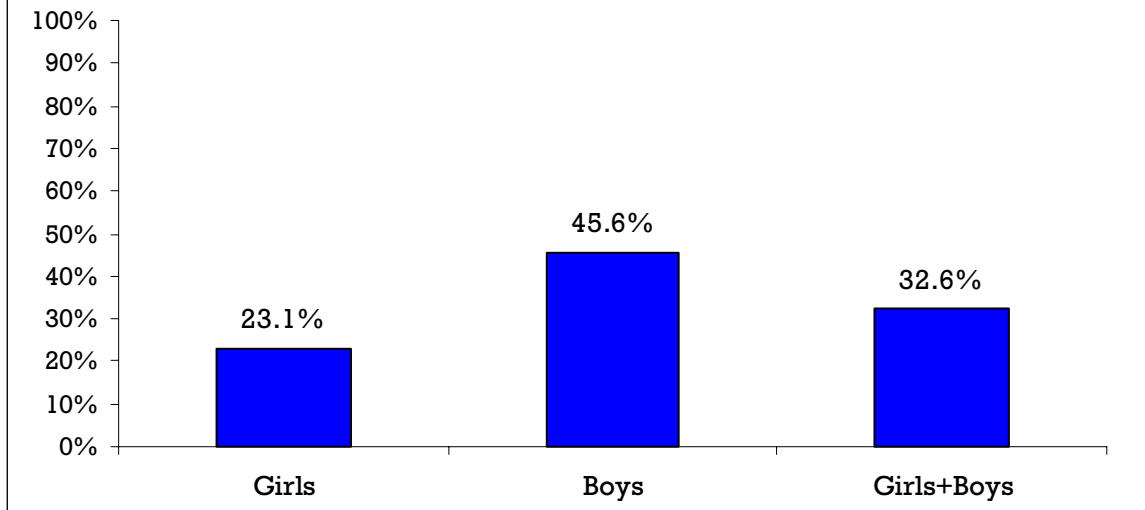
(Students who "feel a bit sorry" or "feel sorry and want to help")



<u>Girls</u>		<u>Boys</u>		<u>Girls+Boys</u>	
N	%	N	%	N	%
101	93.5	60	75.9	161	86.1

**Do you think you could join in bullying a student
whom you don't like?**

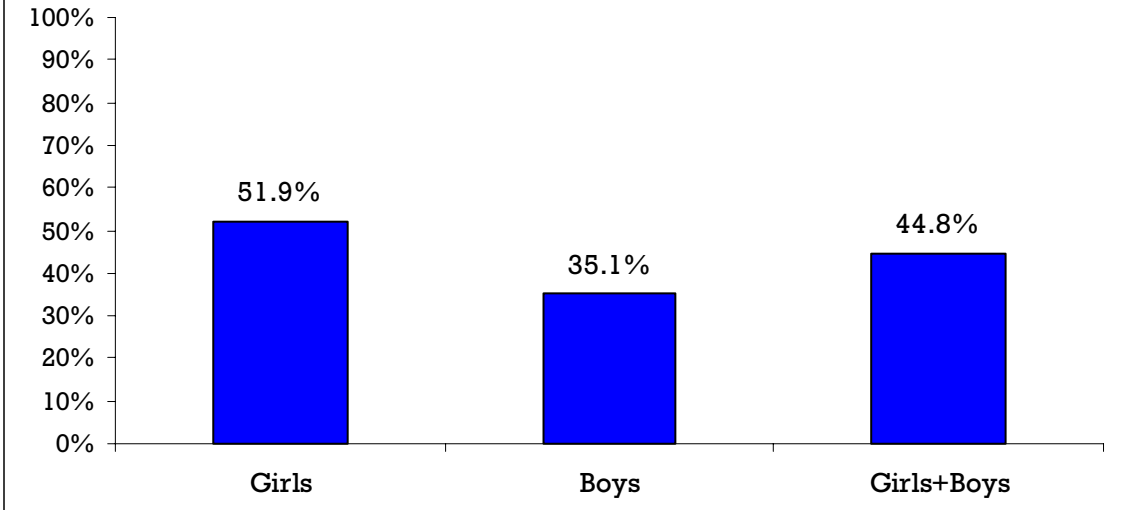
(Students responding "yes", "yes, maybe" or "I do not know")



<u>Girls</u>		<u>Boys</u>		<u>Girls+Boys</u>	
N	%	N	%	N	%
25	23.1	36	45.6	61	32.6

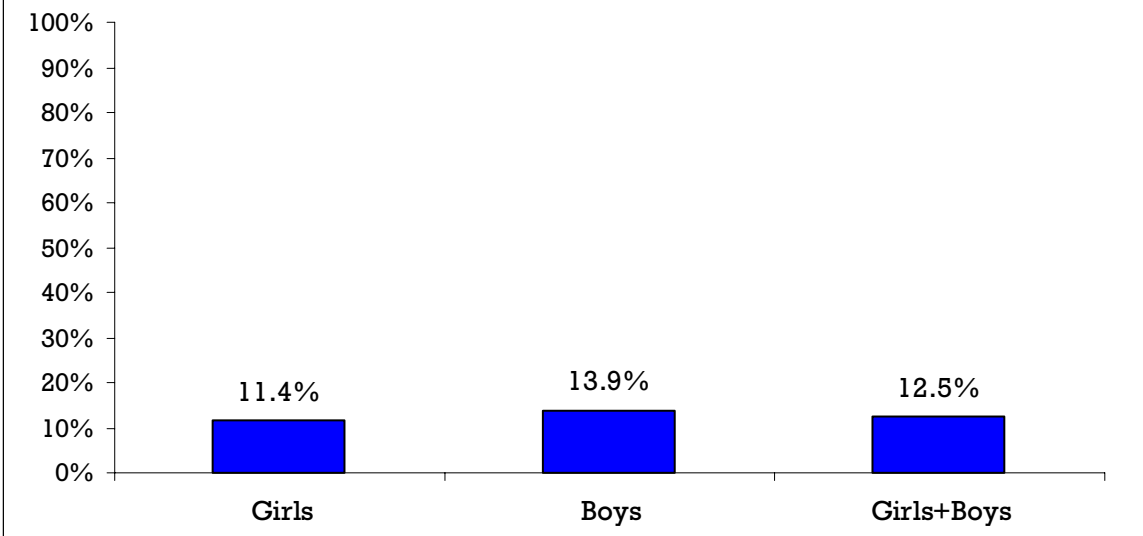
HOW OTHERS REACT

How often do the teachers or other adults at school try to put a stop to it when a student is being bullied at school?
(Students responding "often" or "almost always")



<u>Girls</u>		<u>Boys</u>		<u>Girls+Boys</u>	
N	%	N	%	N	%
54	51.9	27	35.1	81	44.8

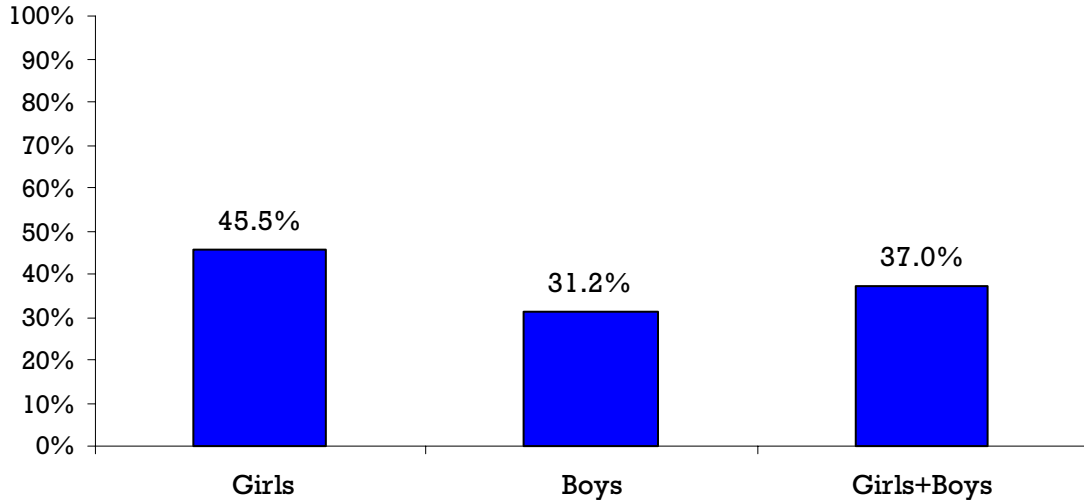
How often do other students try to put a stop to it when a student is being bullied at school?
(Students responding "often" or "almost always")



<u>Girls</u>		<u>Boys</u>		<u>Girls+Boys</u>	
N	%	N	%	N	%
12	11.4	11	13.9	23	12.5

Has any adult at home contacted the school to try to stop your being bullied at school in the past couple of months?

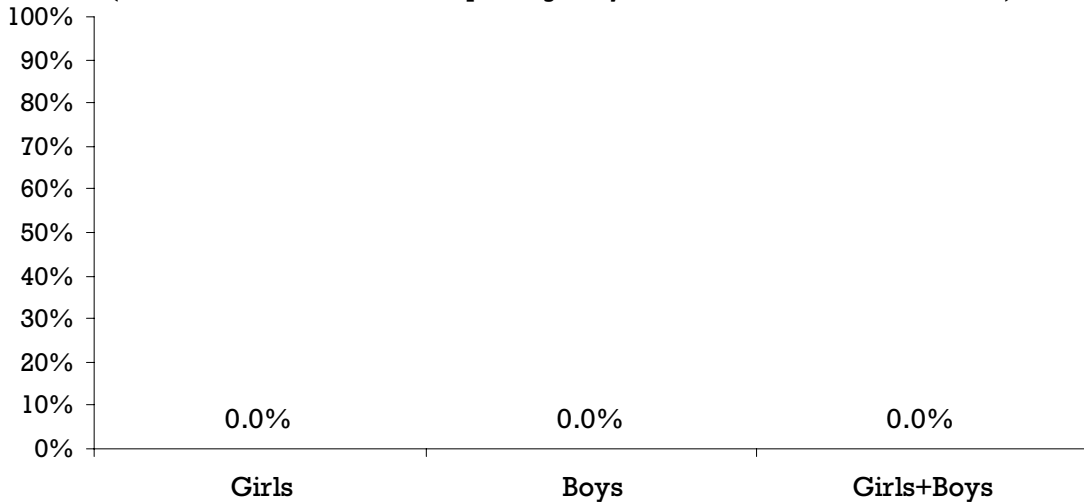
(Students who "have been bullied" responding "they have contacted the school once" or more)



<u>Girls</u>		<u>Boys</u>		<u>Girls+Boys</u>	
N	%	N	%	N	%
5/11	45.5	5/16	31.2	10	37.0

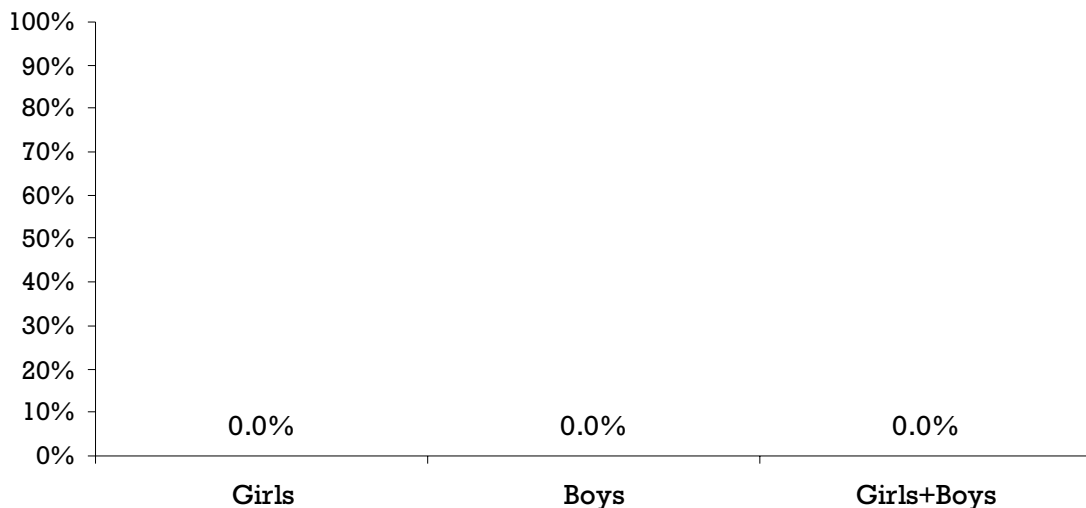
Has your home room teacher or any other teacher talked with you about your bullying other students at school in the past couple of months?

(Students who "have bullied" responding "they have talked with me once" or more)



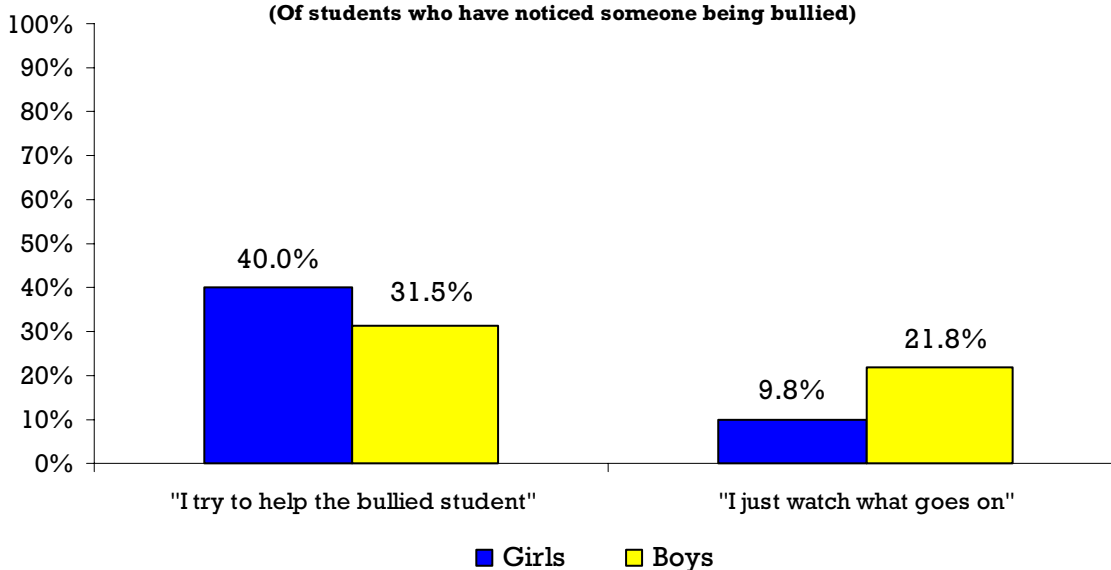
<u>Girls</u>		<u>Boys</u>		<u>Girls+Boys</u>	
N	%	N	%	N	%
0/1	0.0	0/4	0.0	0	0.0

Has any adult at home talked with you about your bullying other students at school in the past couple of months?
 (Students who "have bullied" responding "those at home have talked with me once" or more)



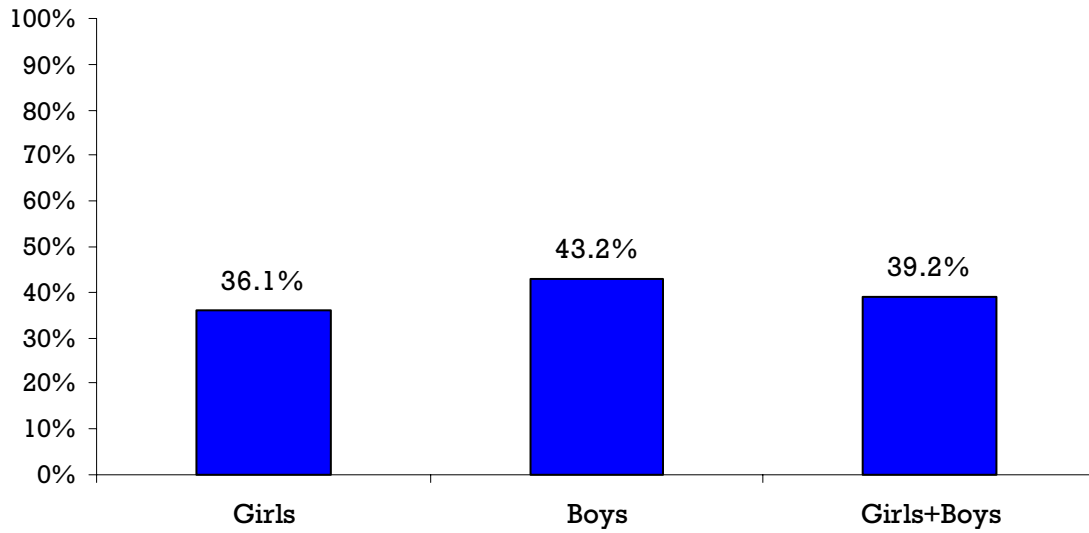
<u>Girls</u>		<u>Boys</u>		<u>Girls+Boys</u>	
N	%	N	%	N	%
0/1	0.0	0/3	0.0	0	0.0

How do you usually react if you see or understand that a student your age is being bullied by other students?
 (Of students who have noticed someone being bullied)



	<u>Girls</u>		<u>Boys</u>		<u>Girls+Boys</u>	
	N	%	N	%	N	%
I try to help the bullied student	34	40.0	17	31.5	51	36.7
I just watch what goes on	9	9.8	12	21.8	21	14.3

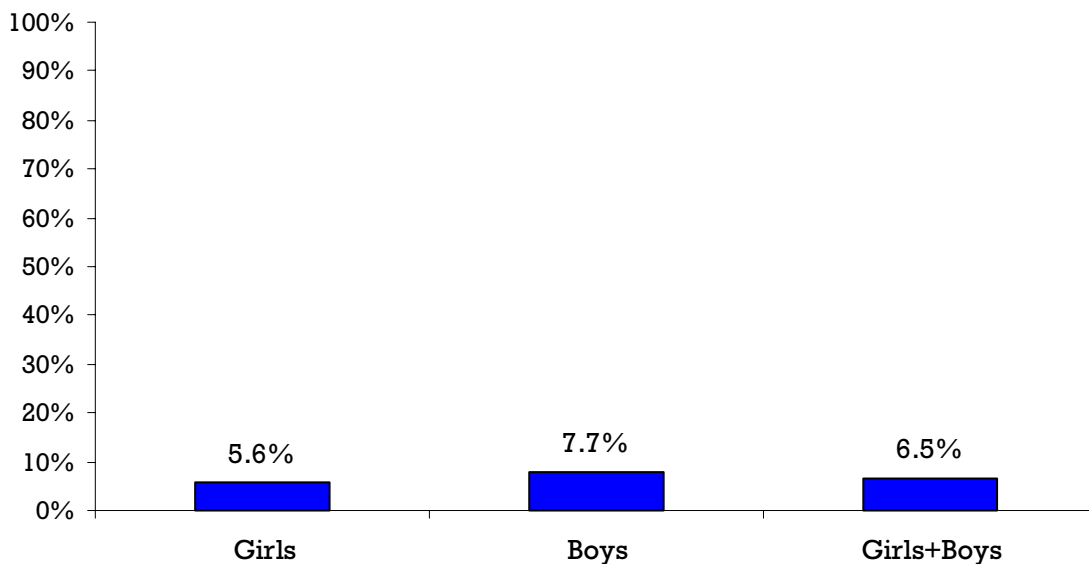
Overall, how much do you think your home room teacher has done to counteract bullying in the past couple of months?
 (Students responding "little or nothing" or "fairly little")



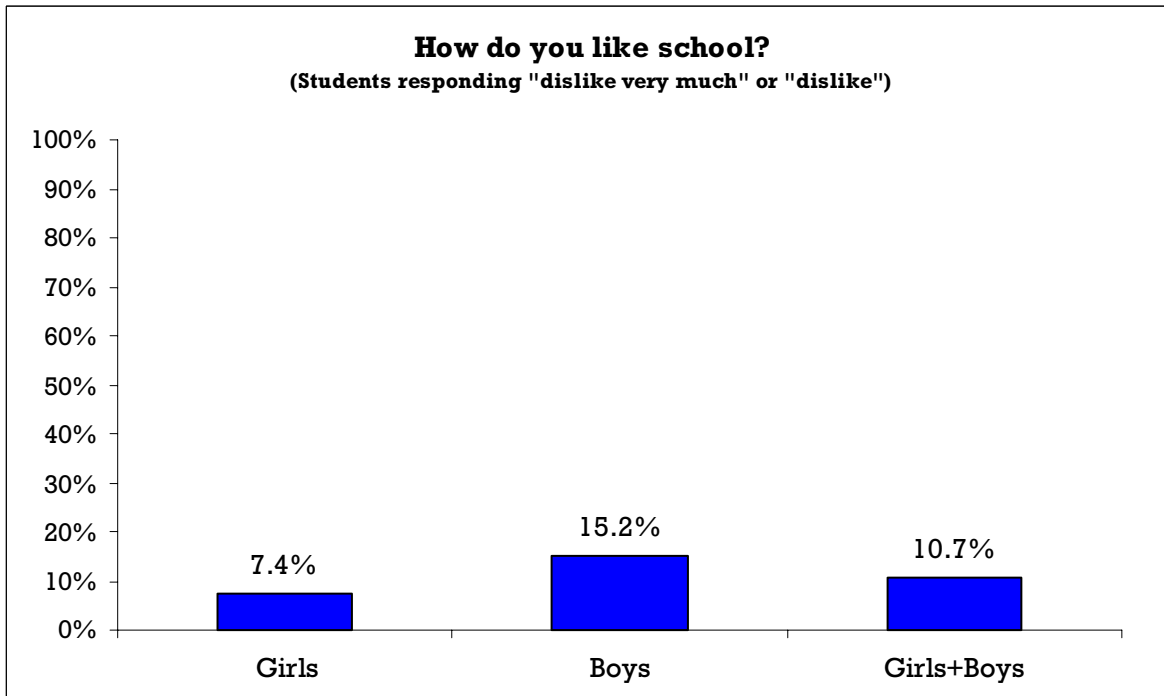
<u>Girls</u>		<u>Boys</u>		<u>Girls+Boys</u>	
N	%	N	%	N	%
35	36.1	32	43.2	67	39.2

FRIENDS AND GENERAL (DIS)SATISFACTION WITH SCHOOL

How many good friends do you have in your class(es)?
 (Students responding "none" or "1 good friend")



<u>Girls</u>		<u>Boys</u>		<u>Girls+Boys</u>	
N	%	N	%	N	%
6	5.6	6	7.7	12	6.5



<u>Girls</u>		<u>Boys</u>		<u>Girls+Boys</u>	
N	%	N	%	N	%
8	7.4	12	15.2	20	10.7

GENERAL FREQUENCIES

Q1: How do you like school?

	<u>Girls</u>		<u>Boys</u>		<u>Girls+Boys</u>	
	N	%	N	%	N	%
Dislike very much	1	0.9	6	7.6	7	3.7
Dislike	7	6.5	6	7.6	13	7.0
Neither like nor dislike	28	25.9	33	41.8	61	32.6
Like school	52	48.1	24	30.4	76	40.6
Like very much	20	18.5	10	12.7	30	16.0
SUM	108		79		187	

Q2: Are you a boy or a girl? (frequencies reported on page 3 of this report)

Q3: How many good friends do you have in your class(es)?

	<u>Girls</u>		<u>Boys</u>		<u>Girls+Boys</u>	
	N	%	N	%	N	%
None	2	1.9	1	1.3	3	1.6
1 good friend	4	3.7	5	6.4	9	4.8
2-3 good friends	27	25.0	14	17.9	41	22.0
4-5 good friends	27	25.0	18	23.1	45	24.2
6+ good friends	48	44.4	40	51.3	88	47.3
SUM	108		78		186	

Q4: How often have you been bullied at school in the past couple of months?

	<u>Girls</u>		<u>Boys</u>		<u>Girls+Boys</u>	
	N	%	N	%	N	%
Not been bullied	71	66.4	46	58.2	117	62.9
Once or twice	25	23.4	15	19.0	40	21.5
2-3 times	8	7.5	8	10.1	16	8.6
Once a week	1	0.9	2	2.5	3	1.6
Several times/week	2	1.9	8	10.1	10	5.4
SUM	107		79		186	

Q5: I was called mean names, was made fun of and teased in a hurtful way

	<u>Girls</u>		<u>Boys</u>		<u>Girls+Boys</u>	
	N	%	N	%	N	%
Hasn't happened	68	63.0	43	55.1	111	59.7
Once or twice	25	23.1	14	17.9	39	21.0
2-3 times	9	8.3	8	10.3	17	9.1
Once a week	4	3.7	3	3.8	7	3.8
Several times/week	2	1.9	10	12.8	12	6.5
SUM	108		78		186	

Q6: Other students kept me out of things on purpose, excluded me from their group of friends or completely ignored me

	<u>Girls</u>		<u>Boys</u>		<u>Girls+Boys</u>	
	N	%	N	%	N	%
Hasn't happened	84	77.1	54	69.2	138	73.8
Once or twice	21	19.3	12	15.4	33	17.6
2-3 times	1	0.9	7	9.0	8	4.3
Once a week	0	0.0	4	5.1	4	2.1
Several times/week	3	2.8	1	1.3	4	2.1
SUM	109		78		187	

Q7: I was hit, kicked, pushed, shoved around or locked indoors

	<u>Girls</u>		<u>Boys</u>		<u>Girls+Boys</u>	
	N	%	N	%	N	%
Hasn't happened	98	89.9	52	66.7	150	80.2
Once or twice	8	7.3	14	17.9	22	11.8
2-3 times	3	2.8	6	7.7	9	4.8
Once a week	0	0.0	2	2.6	2	1.1
Several times/week	0	0.0	4	5.1	4	2.1
SUM	109		78		187	

Q8: Other students told lies or spread false rumors about me and tried to make others dislike me

	<u>Girls</u>		<u>Boys</u>		<u>Girls+Boys</u>	
	N	%	N	%	N	%
Hasn't happened	84	77.1	55	69.6	139	73.9
Once or twice	21	19.3	12	15.2	33	17.6
2-3 times	0	0.0	5	6.3	5	2.7
Once a week	1	0.9	3	3.8	4	2.1
Several times/week	3	2.8	4	5.1	7	3.7
SUM	109		79		188	

Q9: I had money or other things taken away from me or damaged

	<u>Girls</u>		<u>Boys</u>		<u>Girls+Boys</u>	
	N	%	N	%	N	%
Hasn't happened	101	92.7	62	79.5	163	87.2
Once or twice	8	7.3	14	17.9	22	11.8
2-3 times	0	0.0	1	1.3	1	0.5
Once a week	0	0.0	0	0.0	0	0.0
Several times/week	0	0.0	1	1.3	1	0.5
SUM	109		78		187	

Q10: I was threatened or forced to do things I didn't want to do

	<u>Girls</u>		<u>Boys</u>		<u>Girls+Boys</u>	
	N	%	N	%	N	%
Hasn't happened	99	90.8	72	92.3	171	91.4
Once or twice	7	6.4	4	5.1	11	5.9
2-3 times	3	2.8	1	1.3	4	2.1
Once a week	0	0.0	0	0.0	0	0.0
Several times/week	0	0.0	1	1.3	1	0.5
SUM	109		78		187	

Q11: I was bullied with mean names or comments about my race or color

	<u>Girls</u>		<u>Boys</u>		<u>Girls+Boys</u>	
	N	%	N	%	N	%
Hasn't happened	96	88.1	69	88.5	165	88.2
Once or twice	12	11.0	5	6.4	17	9.1
2-3 times	0	0.0	2	2.6	2	1.1
Once a week	0	0.0	2	2.6	2	1.1
Several times/week	1	0.9	0	0.0	1	0.5
SUM	109		78		187	

Q12: I was bullied with mean names, comments, or gestures with a sexual meaning

	<u>Girls</u>		<u>Boys</u>		<u>Girls+Boys</u>	
	N	%	N	%	N	%
Hasn't happened	94	86.2	64	82.1	158	84.5
Once or twice	10	9.2	5	6.4	15	8.0
2-3 times	3	2.8	2	2.6	5	2.7
Once a week	1	0.9	2	2.6	3	1.6
Several times/week	1	0.9	5	6.4	6	3.2
SUM	109		78		187	

Q13: I was bullied in another way

	<u>Girls</u>		<u>Boys</u>		<u>Girls+Boys</u>	
	N	%	N	%	N	%
Hasn't happened	95	87.2	72	91.1	167	88.8
Once or twice	10	9.2	2	2.5	12	6.4
2-3 times	3	2.8	2	2.5	5	2.7
Once a week	0	0.0	0	0.0	0	0.0
Several times/week	1	0.9	3	3.8	4	2.1
SUM	109		79		188	

Q14: In which class(es) is the student or students who bully you?

Computational basis: those bullied "once or twice" or more according to question 4

	<u>Girls</u>		<u>Boys</u>		<u>Girls+Boys</u>	
	N	%	N	%	N	%
In my class	14	50.0	9	39.1	23	45.1
Different class, same grade	7	25.0	10	43.5	17	33.3
In a higher grade	4	14.3	3	13.0	7	13.7
In a lower grade	0	0.0	1	4.3	1	2.0
In different grades	3	10.7	0	0.0	3	5.9
SUM	28		23		51	

Q15: Have you been bullied by boys or girls?

Computational basis: those bullied "once or twice" or more according to question 4

	<u>Girls</u>		<u>Boys</u>		<u>Girls+Boys</u>	
	N	%	N	%	N	%
Mainly by 1 girl	7	23.3	2	6.9	9	15.3
By several girls	3	10.0	1	3.4	4	6.8
Mainly by 1 boy	9	30.0	9	31.0	18	30.5
By several boys	1	3.3	12	41.4	13	22.0
Both boys and girls	10	33.3	5	17.2	15	25.4
SUM	30		29		59	

Q16: By how many students have you usually been bullied?

Computational basis: those bullied "once or twice" or more according to question 4

	<u>Girls</u>		<u>Boys</u>		<u>Girls+Boys</u>	
	N	%	N	%	N	%
Mainly by 1 student	16	51.6	6	21.4	22	37.3
By a group of 2-3 students	11	35.5	12	42.9	23	39.0
By a group of 4-9 students	2	6.5	5	17.9	7	11.9
By a group of more than 9	0	0.0	3	10.7	3	5.1
By different students/groups	2	6.5	2	7.1	4	6.8
SUM	31		28		59	

Q17: How long has the bullying lasted?

Computational basis: those bullied "2-3 times a month" or more according to question 4

	<u>Girls</u>		<u>Boys</u>		<u>Girls+Boys</u>	
	N	%	N	%	N	%
1 or 2 weeks	3	33.3	2	11.8	5	19.2
About a month	2	22.2	4	23.5	6	23.1
About 6 months	1	11.1	6	35.3	7	26.9
About a year	2	22.2	3	17.6	5	19.2
Several years	1	11.1	2	11.8	3	11.5
SUM	9		17		26	

Q18: Where have you been bullied?

Computational basis: those bullied "once or twice" or more according to question 4

	<u>Girls</u>		<u>Boys</u>		<u>Girls+Boys</u>	
	N	%	N	%	N	%
In the playground/athletic field	8	34.8	14	48.3	22	42.3
In the hallways/stairwells	13	54.2	18	62.1	31	58.5
In class (with teacher present)	12	52.2	9	32.1	21	41.2
In the classroom (teacher absent)	7	31.8	10	35.7	17	34.0
In the bathroom	3	13.0	4	14.3	7	13.7
In gym class/locker room/shower	9	37.5	13	48.1	22	43.1
In the lunch room	7	30.4	7	25.0	14	27.5
On the way to and from school	3	13.6	8	30.8	11	22.9
At the school bus stop	1	4.3	1	3.7	2	4.0
On the school bus	3	13.0	11	39.3	14	27.5
Somewhere else in school	8	34.8	5	19.2	13	26.5
SUM	74		100		174	

Q19: Have you told anyone that you have been bullied at school in the past couple of months?

Computational basis: those bullied "2-3 times a month" or more according to question 4

	<u>Girls</u>		<u>Boys</u>		<u>Girls+Boys</u>	
	N	%	N	%	N	%
Been bullied but not told anybody	0	0.0	4	22.2	4	13.8
Been bullied and told somebody	11	100.0	14	77.8	25	86.2
SUM	11		18		29	

Q19A: Who have you told that you have been bullied?

	<u>Girls</u>		<u>Boys</u>		<u>Girls+Boys</u>	
	N	%	N	%	N	%
Your class (home room) teacher	2	18.2	6	33.3	8	27.6
Another adult at school	9	81.8	4	22.2	13	44.8
Your parent(s)/guardian(s)	8	72.7	11	61.1	19	65.5
Your brother(s) or sister(s)	5	45.5	5	27.8	10	34.5
Your friend(s)	11	100.0	7	38.9	18	62.1
Somebody else	0	0.0	3	16.7	3	10.3
SUM	35		36		71	

Q20: How often do the teachers or other adults at school try to put a stop to it when a student is being bullied at school?

	<u>Girls</u>		<u>Boys</u>		<u>Girls+Boys</u>	
	N	%	N	%	N	%
Almost never	16	15.4	18	23.4	34	18.8
Once in a while	13	12.5	18	23.4	31	17.1
Sometimes	21	20.2	14	18.2	35	19.3
Often	22	21.2	11	14.3	33	18.2
Almost always	32	30.8	16	20.8	48	26.5
SUM	104		77		181	

Q21: How often do other students try to put a stop to it when a student is being bullied at school?

	<u>Girls</u>		<u>Boys</u>		<u>Girls+Boys</u>	
	N	%	N	%	N	%
Almost never	34	32.4	28	35.4	62	33.7
Once in a while	23	21.9	21	26.6	44	23.9
Sometimes	36	34.3	19	24.1	55	29.9
Often	6	5.7	8	10.1	14	7.6
Almost always	6	5.7	3	3.8	9	4.9
SUM	105		79		184	

Q22: Has any adult at home contacted the school to try to stop your being bullied at school in the past couple of months?

Computational basis: those bullied "2-3 times a month" or more according to question 4

	<u>Girls</u>		<u>Boys</u>		<u>Girls+Boys</u>	
	N	%	N	%	N	%
No, not contacted the school	6	54.5	11	68.7	17	63.0
Yes, once	2	18.2	4	25.0	6	22.2
Yes, several times	3	27.3	1	6.2	4	14.8
SUM	11		16		27	

Q23: When you see a student your age being bullied at school, what do you feel or think?

	<u>Girls</u>		<u>Boys</u>		<u>Girls+Boys</u>	
	N	%	N	%	N	%
He/she probably deserves it	0	0.0	10	12.7	10	5.3
Don't feel much	7	6.5	9	11.4	16	8.6
Feel a bit sorry	40	37.0	31	39.2	71	38.0
Feel sorry and want to help	61	56.5	29	36.7	90	48.1
SUM	108		79		187	

Q24: How often have you taken part in bullying another student(s) at school in the past couple of months?

	<u>Girls</u>		<u>Boys</u>		<u>Girls+Boys</u>	
	N	%	N	%	N	%
Not bullied	92	84.4	67	84.8	159	84.6
Once or twice	15	13.8	7	8.9	22	11.7
2-3 times	2	1.8	1	1.3	3	1.6
Once a week	0	0.0	1	1.3	1	0.5
Several times/week	0	0.0	3	3.8	3	1.6
SUM	109		79		188	

Q25: I called another student(s) mean names, made fun of and teased him or her in a hurtful way

	<u>Girls</u>		<u>Boys</u>		<u>Girls+Boys</u>	
	N	%	N	%	N	%
Hasn't happened	94	86.2	63	79.7	157	83.5
Once or twice	13	11.9	11	13.9	24	12.8
2-3 times	2	1.8	2	2.5	4	2.1
Once a week	0	0.0	0	0.0	0	0.0
Several times/week	0	0.0	3	3.8	3	1.6
SUM	109		79		188	

Q26: I kept him or her out of things on purpose, excluded him or her from my group of friends or completely ignored him or her

	<u>Girls</u>		<u>Boys</u>		<u>Girls+Boys</u>	
	N	%	N	%	N	%
Hasn't happened	90	82.6	65	83.3	155	82.9
Once or twice	15	13.8	12	15.4	27	14.4
2-3 times	4	3.7	1	1.3	5	2.7
Once a week	0	0.0	0	0.0	0	0.0
Several times/week	0	0.0	0	0.0	0	0.0
SUM	109		78		187	

Q27: I hit, kicked, pushed, and shoved him or her around or locked him or her indoors

	<u>Girls</u>		<u>Boys</u>		<u>Girls+Boys</u>	
	N	%	N	%	N	%
Hasn't happened	102	93.6	73	92.4	175	93.1
Once or twice	7	6.4	6	7.6	13	6.9
2-3 times	0	0.0	0	0.0	0	0.0
Once a week	0	0.0	0	0.0	0	0.0
Several times/week	0	0.0	0	0.0	0	0.0
SUM	109		79		188	

Q28: I spread false rumors about him or her and tried to make others dislike him or her

	<u>Girls</u>		<u>Boys</u>		<u>Girls+Boys</u>	
	N	%	N	%	N	%
Hasn't happened	106	97.2	76	96.2	182	96.8
Once or twice	2	1.8	2	2.5	4	2.1
2-3 times	1	0.9	0	0.0	1	0.5
Once a week	0	0.0	1	1.3	1	0.5
Several times/week	0	0.0	0	0.0	0	0.0
SUM	109		79		188	

Q29: I took money or other things from him or her or damaged his or her belongings

	<u>Girls</u>		<u>Boys</u>		<u>Girls+Boys</u>	
	N	%	N	%	N	%
Hasn't happened	109	100.0	79	100.0	188	100.0
Once or twice	0	0.0	0	0.0	0	0.0
2-3 times	0	0.0	0	0.0	0	0.0
Once a week	0	0.0	0	0.0	0	0.0
Several times/week	0	0.0	0	0.0	0	0.0
SUM	109		79		188	

Q30: I threatened or forced him or her to do things he or she didn't want to do

	<u>Girls</u>		<u>Boys</u>		<u>Girls+Boys</u>	
	N	%	N	%	N	%
Hasn't happened	109	100.0	78	98.7	187	99.5
Once or twice	0	0.0	1	1.3	1	0.5
2-3 times	0	0.0	0	0.0	0	0.0
Once a week	0	0.0	0	0.0	0	0.0
Several times/week	0	0.0	0	0.0	0	0.0
SUM	109		79		188	

Q31: I bullied him or her with mean names about his or her race or color

	<u>Girls</u>		<u>Boys</u>		<u>Girls+Boys</u>	
	N	%	N	%	N	%
Hasn't happened	108	99.1	78	98.7	186	98.9
Once or twice	1	0.9	1	1.3	2	1.1
2-3 times	0	0.0	0	0.0	0	0.0
Once a week	0	0.0	0	0.0	0	0.0
Several times/week	0	0.0	0	0.0	0	0.0
SUM	109		79		188	

Q32: I bullied him or her with mean names, comments, or gestures with a sexual meaning

	<u>Girls</u>		<u>Boys</u>		<u>Girls+Boys</u>	
	N	%	N	%	N	%
Hasn't happened	109	100.0	74	93.7	183	97.3
Once or twice	0	0.0	4	5.1	4	2.1
2-3 times	0	0.0	0	0.0	0	0.0
Once a week	0	0.0	0	0.0	0	0.0
Several times/week	0	0.0	1	1.3	1	0.5
SUM	109		79		188	

Q33: I bullied him or her in another way

	<u>Girls</u>		<u>Boys</u>		<u>Girls+Boys</u>	
	N	%	N	%	N	%
Hasn't happened	106	98.1	77	97.5	183	97.9
Once or twice	2	1.9	1	1.3	3	1.6
2-3 times	0	0.0	1	1.3	1	0.5
Once a week	0	0.0	0	0.0	0	0.0
Several times/week	0	0.0	0	0.0	0	0.0
SUM	108		79		187	

Q34: Has your class (home room) teacher or any other teacher talked with you about your bullying other students at school in the past couple of months?

Computational basis: those who have bullied others "2-3 times a month" or more according to question 24

	<u>Girls</u>		<u>Boys</u>		<u>Girls+Boys</u>	
	N	%	N	%	N	%
No, they haven't talked with me	1	100.0	4	100.0	5	100.0
Yes, they have once	0	0.0	0	0.0	0	0.0
Yes, they have several times	0	0.0	0	0.0	0	0.0
SUM	1		4		5	

Q35: Has any adult at home talked with you about your bullying other students at school in the past couple of months?

Computational basis: those who have bullied others "2-3 times a month" or more according to question 24

	<u>Girls</u>		<u>Boys</u>		<u>Girls+Boys</u>	
	N	%	N	%	N	%
No, they haven't talked with me	1	100.0	3	100.0	4	100.0
Yes, they have once	0	0.0	0	0.0	0	0.0
Yes, they have several times	0	0.0	0	0.0	0	0.0
SUM	1		3		4	

Q36: Do you think you could join in bullying a student whom you don't like?

	<u>Girls</u>		<u>Boys</u>		<u>Girls+Boys</u>	
	N	%	N	%	N	%
Yes	4	3.7	12	15.2	16	8.6
Yes, maybe	3	2.8	8	10.1	11	5.9
I don't know	18	16.7	16	20.3	34	18.2
No, I don't think so	13	12.0	14	17.7	27	14.4
No	10	9.3	14	17.7	24	12.8
Definitely no	60	55.6	15	19.0	75	40.1
SUM	108		79		187	

Q37: How do you usually react if you see or understand that a student your age is being bullied by other students?

	<u>Girls</u>		<u>Boys</u>		<u>Girls+Boys</u>	
	N	%	N	%	N	%
I have never noticed it	16	15.8	24	30.8	40	22.3
I take part in the bullying	0	0.0	1	1.3	1	0.6
I don't do it, but find it OK	1	1.0	1	1.3	2	1.1
I just watch what goes on	9	8.9	12	15.4	21	11.7
I ought to help	41	40.6	23	29.5	64	35.8
I try to help	34	33.7	17	21.8	51	28.5
SUM	101		78		179	

Q38: How often are you afraid of being bullied by other students in your school?

	<u>Girls</u>		<u>Boys</u>		<u>Girls+Boys</u>	
	N	%	N	%	N	%
Never	40	39.2	38	48.7	78	43.3
Seldom	32	31.4	17	21.8	49	27.2
Sometimes	22	21.6	9	11.5	31	17.2
Fairly often	1	1.0	6	7.7	7	3.9
Often	1	1.0	5	6.4	6	3.3
Very often	6	5.9	3	3.8	9	5.0
SUM	102		78		180	

Q39: Overall, how much do you think your class (home room) teacher has done to counteract bullying in the past couple of months?

	<u>Girls</u>		<u>Boys</u>		<u>Girls+Boys</u>	
	N	%	N	%	N	%
Little or nothing	14	14.4	18	24.3	32	18.7
Fairly little somewhat	21	21.6	14	18.9	35	20.5
A good deal	34	35.1	22	29.7	56	32.7
Much	17	17.5	15	20.3	32	18.7
	11	11.3	5	6.8	16	9.4
SUM	97		74		171	