



SEATTLE PUBLIC SCHOOLS

**SAFE SCHOOLS
HEALTHY STUDENTS INITIATIVE**

OLWEUS BULLYING SURVEY REPORT

**McClure Middle
School**

Grade 8

November, 2003

Table of Contents

<u>Section</u>	<u>Page</u>
Response Summary	3
Bully/Victim Problems in General	3-6
Feelings and Attitudes Regarding Bullying.....	7
How Others React.....	8-11
Friends and General (Dis)Satisfaction with School.....	11-12
General Frequencies.....	12-21

McClure Middle School
GRADE 8 RESPONSE SUMMARY

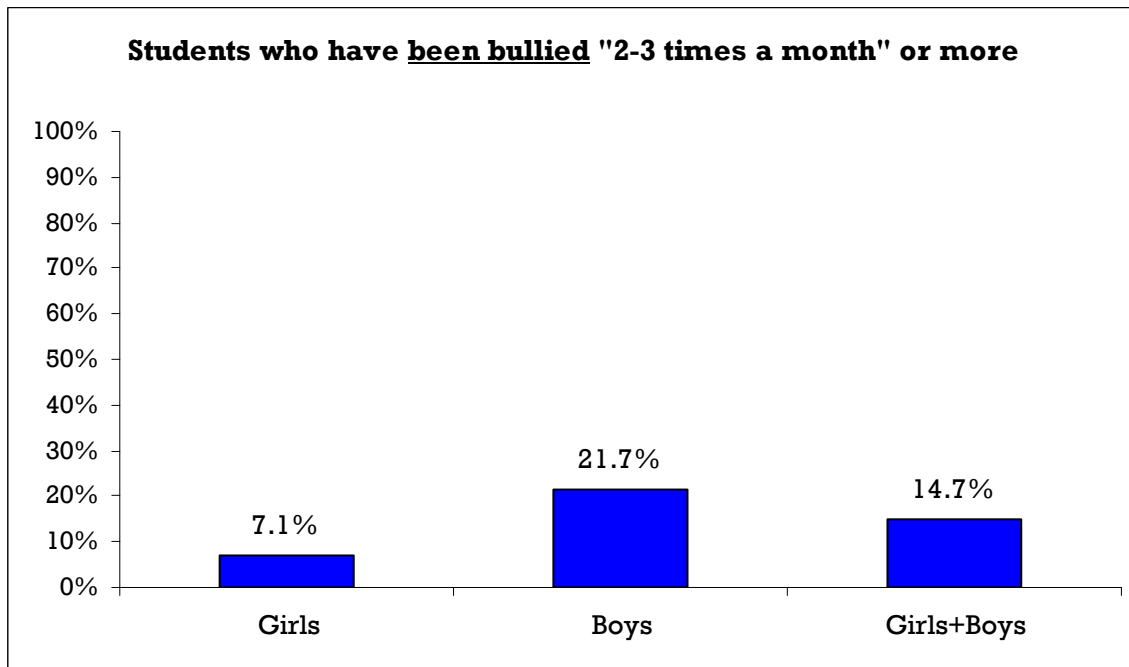
Total Number of Completed Surveys: 116

Number of Girls Completing Survey: 56 (48.0%)

Number of Boys Completing Survey: 60 (52.0%)

Overall Grade Response Rate: 59.0%
 (# respondents/total grade enrollment)

BULLY/VICTIM PROBLEMS IN GENERAL

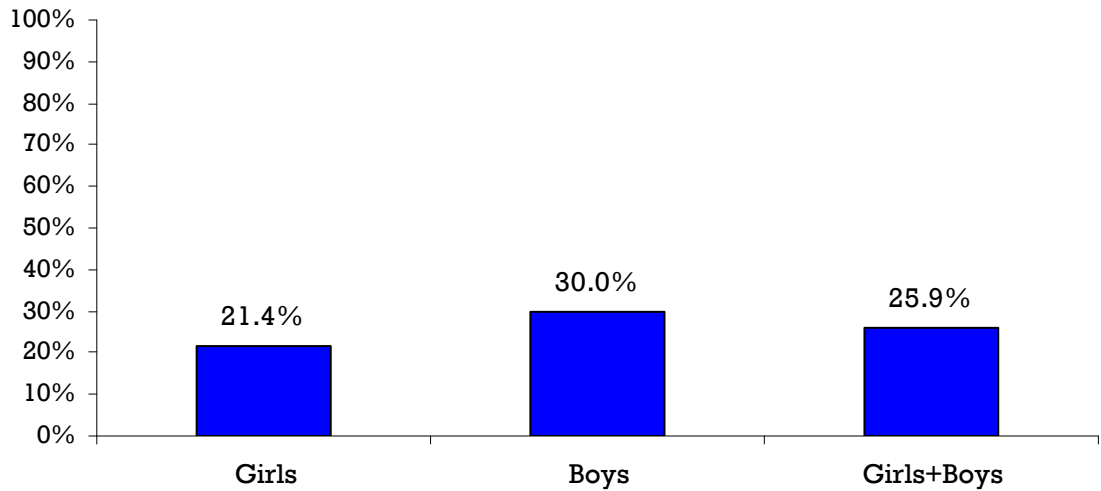


	Girls	Boys	Girls+Boys
Total	56	60	116
Not Bullied	52	47	99
Bullied	4	13	17
% Bullied	7.1	21.7	14.7

Based on responses to Q4 (see general frequencies section of report)

Any following calculations of students who have been bullied rely on this distribution

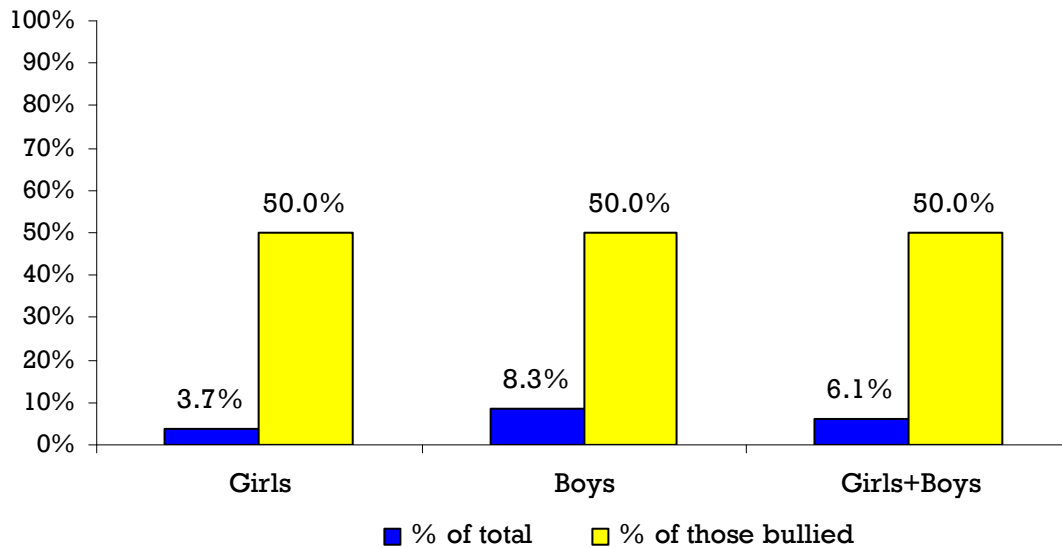
**Students who have been bullied "2-3 times a month" or more
(Alternative Computational Method)**



	Girls	Boys	Girls+Boys
Total	56	60	116
Not Bullied	44	42	86
Bullied	12	18	30
% Bullied	21.4	30.0	25.9

According to at least one of Q4-Q13 (see general frequencies section of report)

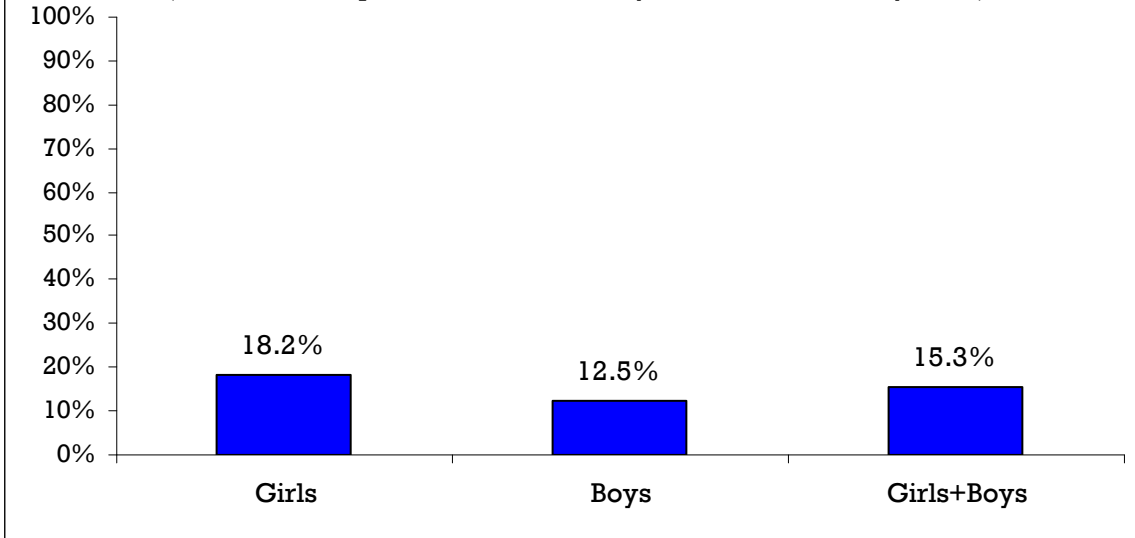
**Students who have been bullied "one year or more"
(Of students bullied "2-3 times a month" or more)**



	Girls		Boys		Girls+Boys	
	N	%	N	%	N	%
% of total	2	3.7	5	8.3	7	6.1
% of those bullied	2	50.0	5	50.0	7	50.0

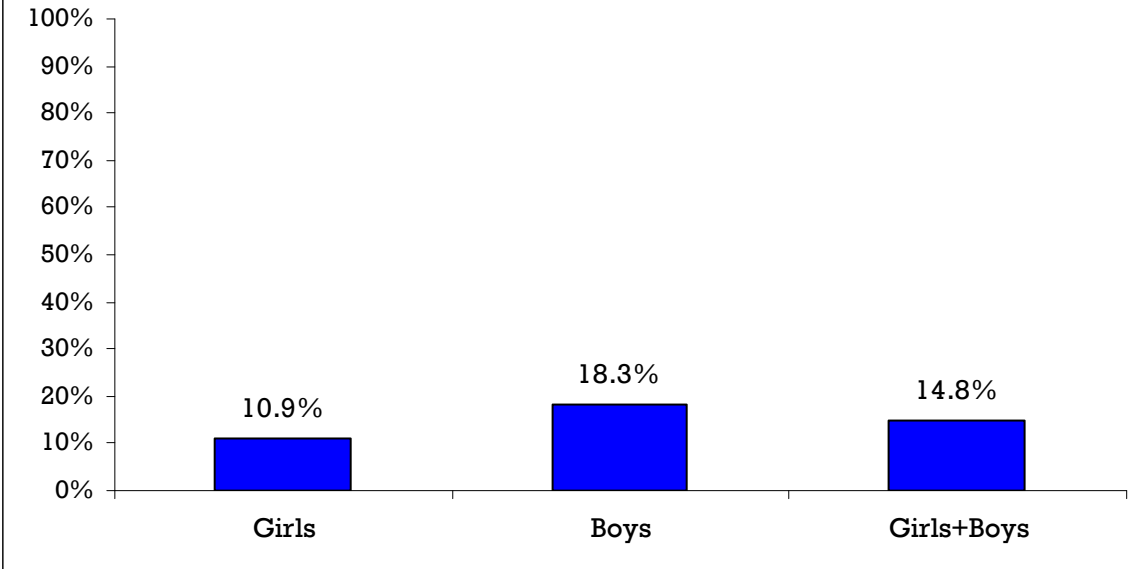
**Students who feel afraid of being bullied by other students
in the school**

(Students who respond "sometimes", "fairly often", "often" or "very often")



	Girls	Boys	Girls+Boys
Total	10	7	17
Percent	18.2	12.5	15.3

**Students who have bullied other students "2-3 times
a month" or more**

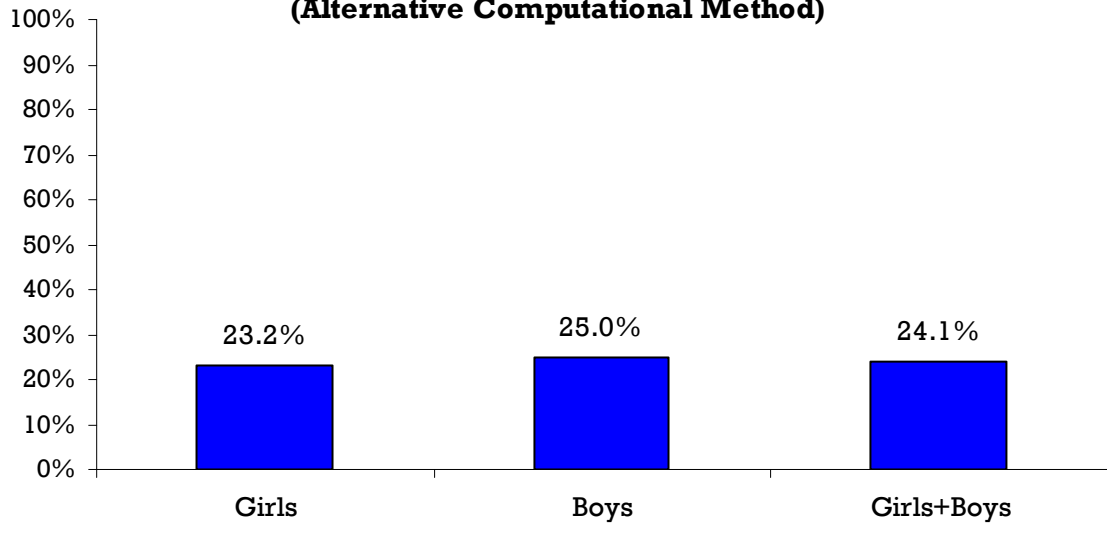


	Girls	Boys	Girls+Boys
Total	55	60	115
Not Bullied	49	49	98
Bullied	6	11	17
% Bullied	10.9	18.3	14.8

Based on responses to Q24 (see general frequencies section of report)

Any following calculations of students who have bullied rely on this distribution

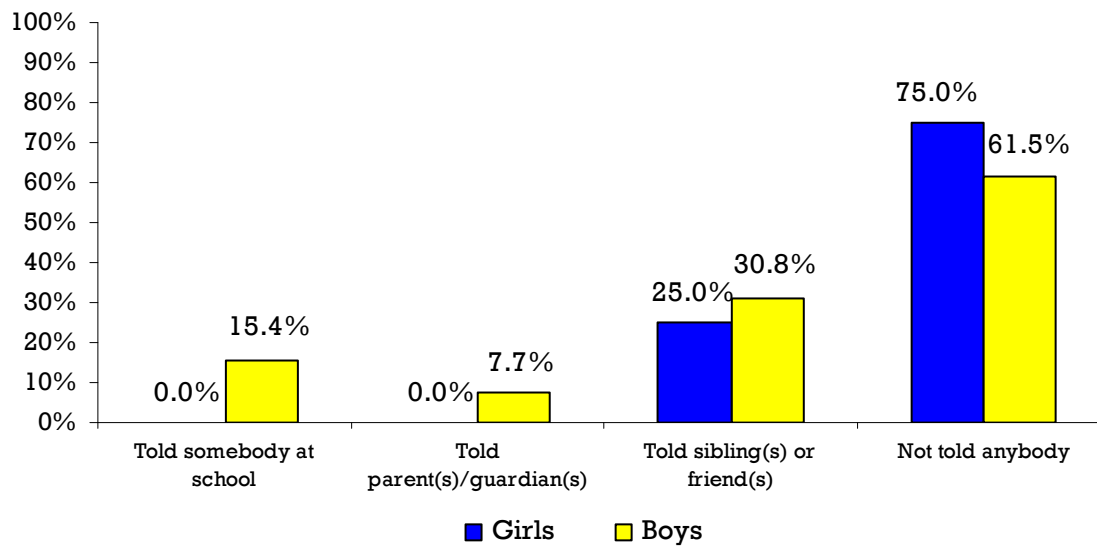
**Students who have bullied other students "2-3 times a month" or more
(Alternative Computational Method)**



	Girls	Boys	Girls+Boys
Total	56	60	116
Not Bullied	43	45	88
Bullied	13	15	28
% Bullied	23.2	25.0	24.1

According to at least one of Q24-Q33 (see general frequencies section of report)

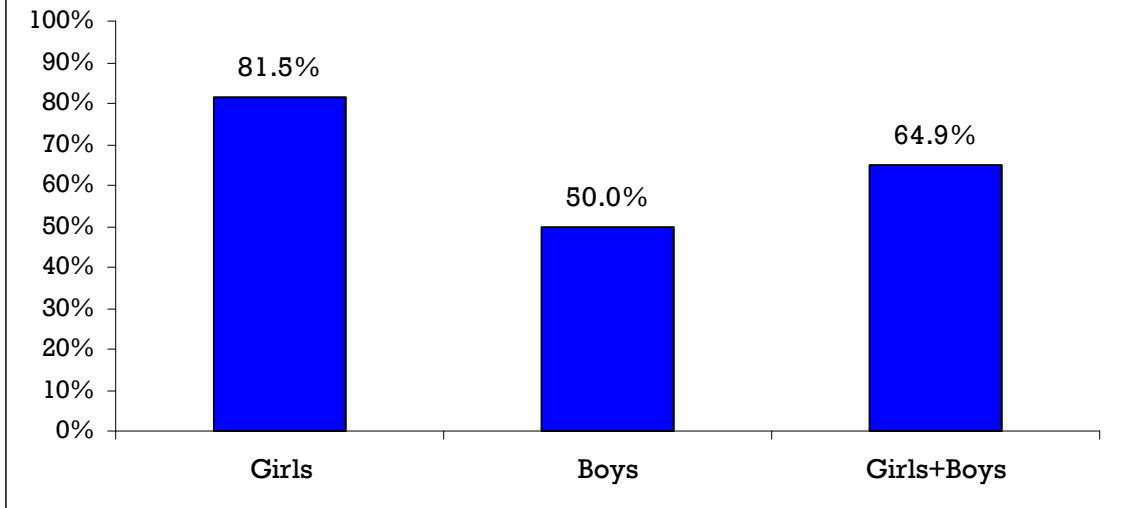
**Students who have told/not told about the bullying
(Of students bullied "2-3 times a month" or more)**



	<u>Girls</u>		<u>Boys</u>		<u>Girls+Boys</u>	
	N	%	N	%	N	%
Told somebody at school	0/4	0.0	2/13	15.4	2	11.8
Told parent(s)/guardian(s)	0/4	0.0	1/13	7.7	1	5.9
Told sibling(s) or friend(s)	1/4	25.0	4/13	30.8	5	29.4
Not told anybody	3/4	75.0	8/13	61.5	11	64.7

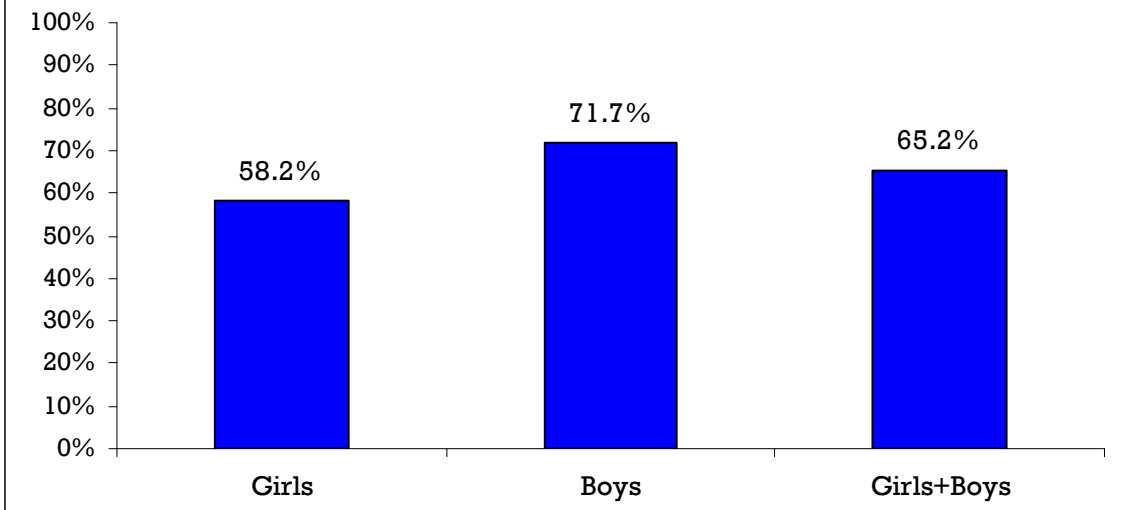
FEELINGS AND ATTITUDES REGARDING BULLYING

**When you see a student your age being bullied at school,
what do you feel or think?**
(Students who "feel a bit sorry" or "feel sorry and want to help")



Girls		Boys		Girls+Boys	
N	%	N	%	N	%
44	81.5	30	50.0	74	64.9

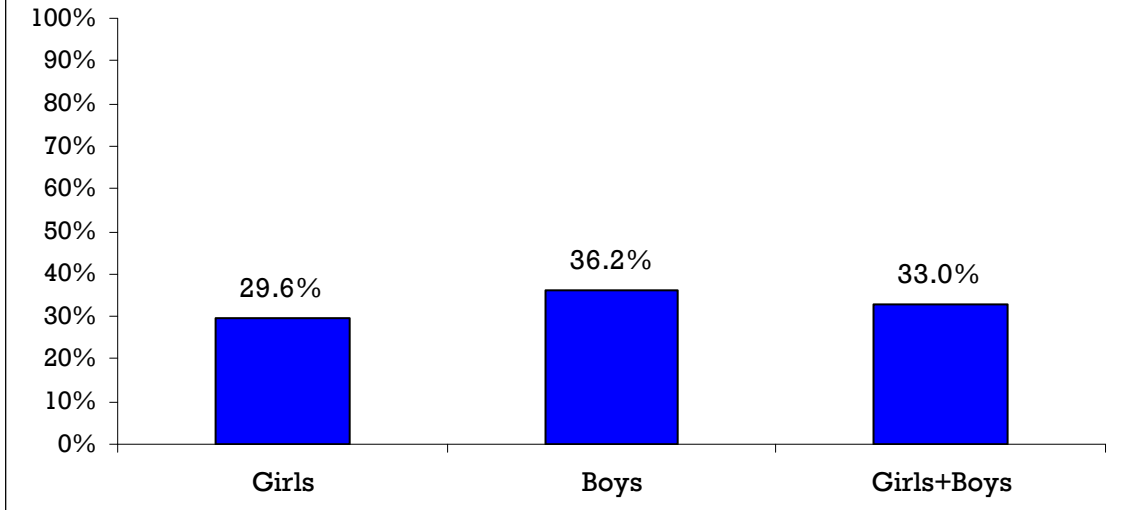
**Do you think you could join in bullying a student
whom you don't like?**
(Students responding "yes", "yes, maybe" or "I do not know")



Girls		Boys		Girls+Boys	
N	%	N	%	N	%
32	58.2	43	71.7	75	65.2

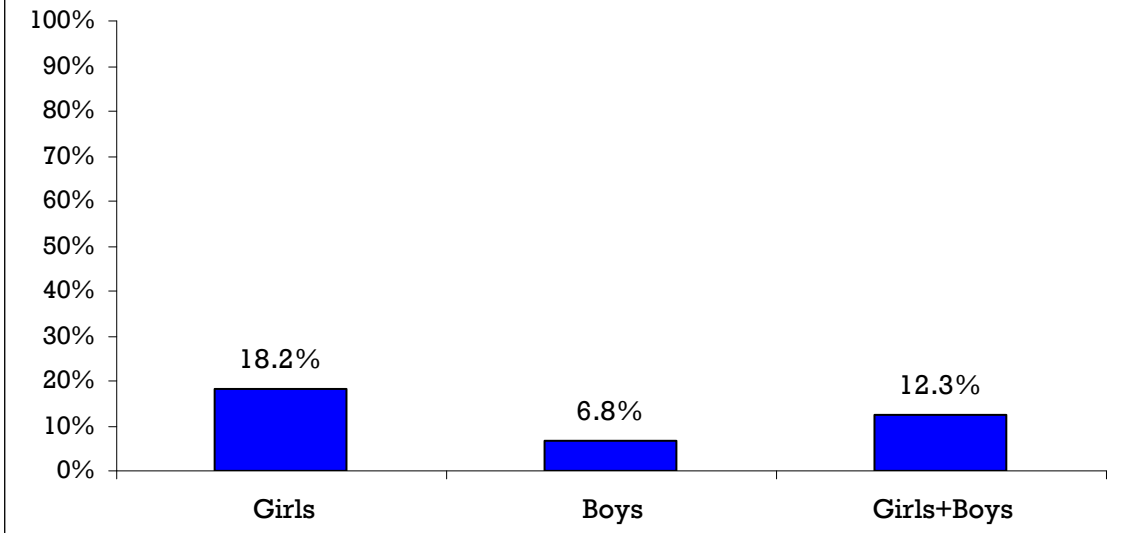
HOW OTHERS REACT

How often do the teachers or other adults at school try to put a stop to it when a student is being bullied at school?
(Students responding "often" or "almost always")



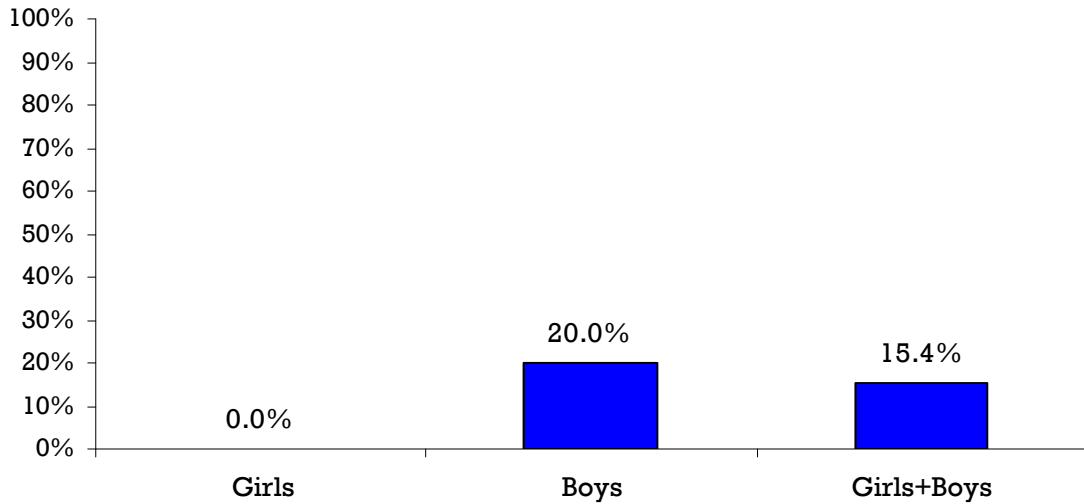
Girls		Boys		Girls+Boys	
N	%	N	%	N	%
16	29.6	21	36.2	37	33.0

How often do other students try to put a stop to it when a student is being bullied at school?
(Students responding "often" or "almost always")



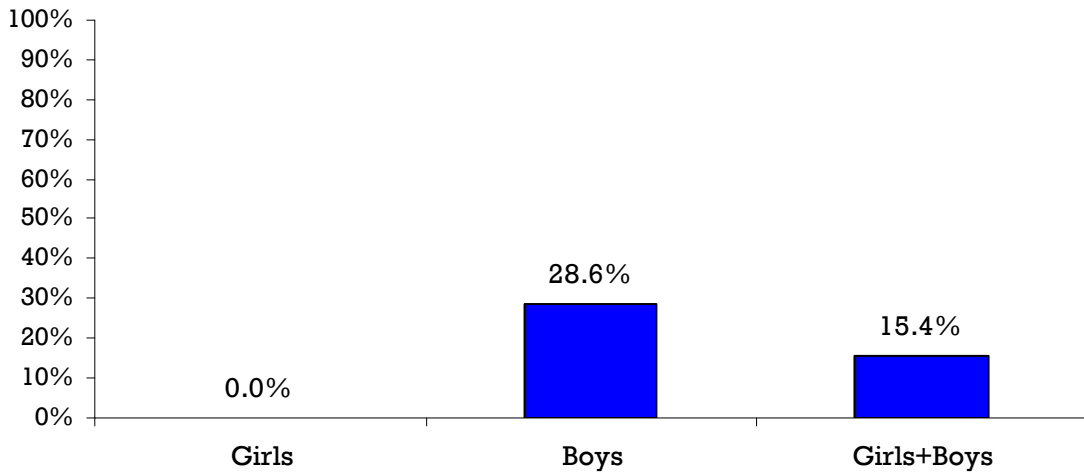
Girls		Boys		Girls+Boys	
N	%	N	%	N	%
10	18.2	4	6.8	14	12.3

Has any adult at home contacted the school to try to stop your being bullied at school in the past couple of months?
 (Students who "have been bullied" responding "they have contacted the school once" or more)



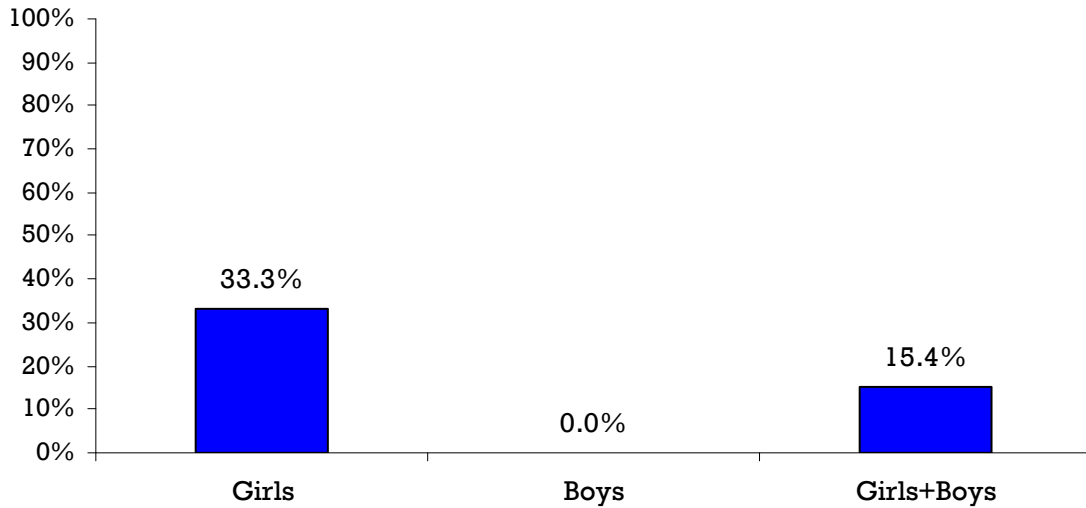
<u>Girls</u>		<u>Boys</u>		<u>Girls+Boys</u>	
N	%	N	%	N	%
0/3	0.0	2/10	20.0	2	15.4

Has your home room teacher or any other teacher talked with you about your bullying other students at school in the past couple of months?
 (Students who "have bullied" responding "they have talked with me once" or more)



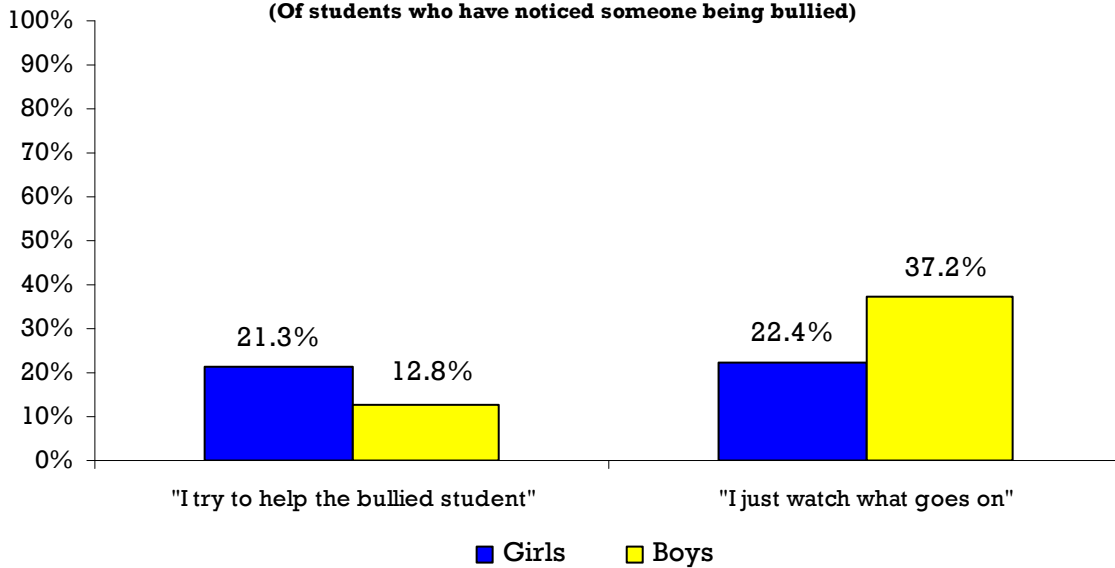
<u>Girls</u>		<u>Boys</u>		<u>Girls+Boys</u>	
N	%	N	%	N	%
0/6	0.0	2/7	28.6	2	15.4

Has any adult at home talked with you about your bullying other students at school in the past couple of months?
 (Students who "have bullied" responding "those at home have talked with me once" or more)



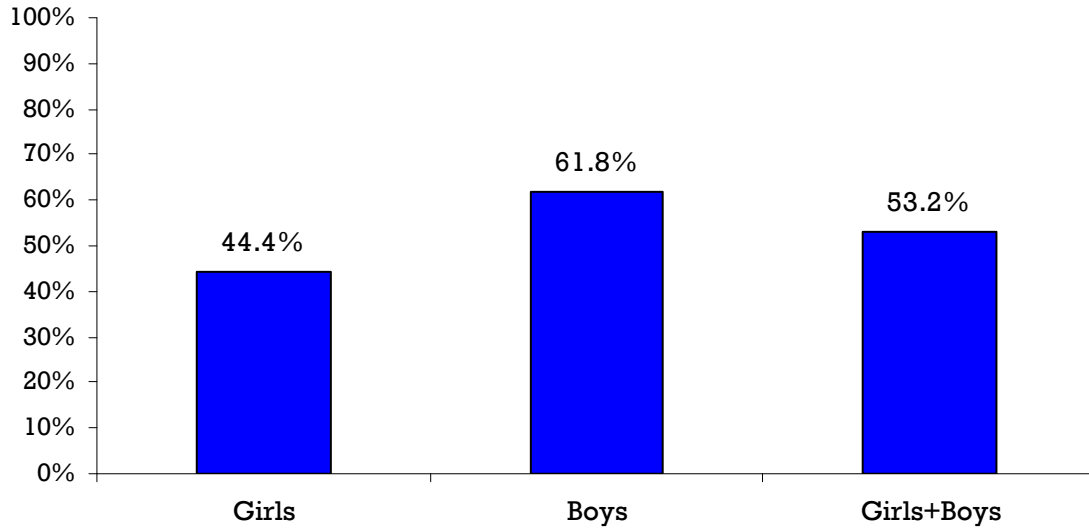
Girls		Boys		Girls+Boys	
N	%	N	%	N	%
2/6	33.3	0/7	0	2	15.4

How do you usually react if you see or understand that a student your age is being bullied by other students?
 (Of students who have noticed someone being bullied)



	Girls		Boys		Girls+Boys	
	N	%	N	%	N	%
I try to help the bullied student	10	21.3	5	12.8	15	17.4
I just watch what goes on	11	22.4	16	37.2	27	29.3

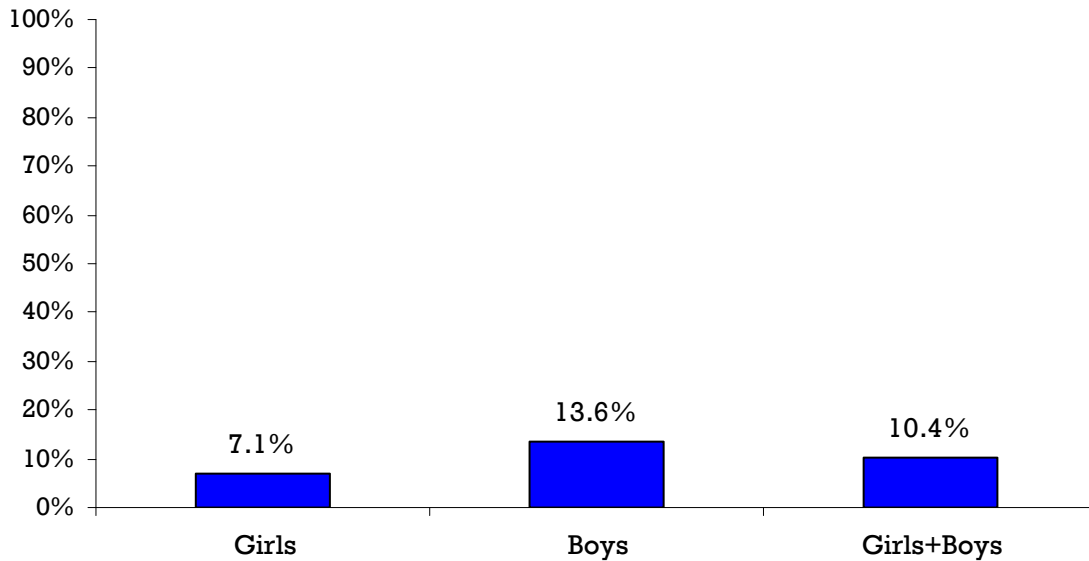
Overall, how much do you think your home room teacher has done to counteract bullying in the past couple of months?
 (Students responding "little or nothing" or "fairly little")



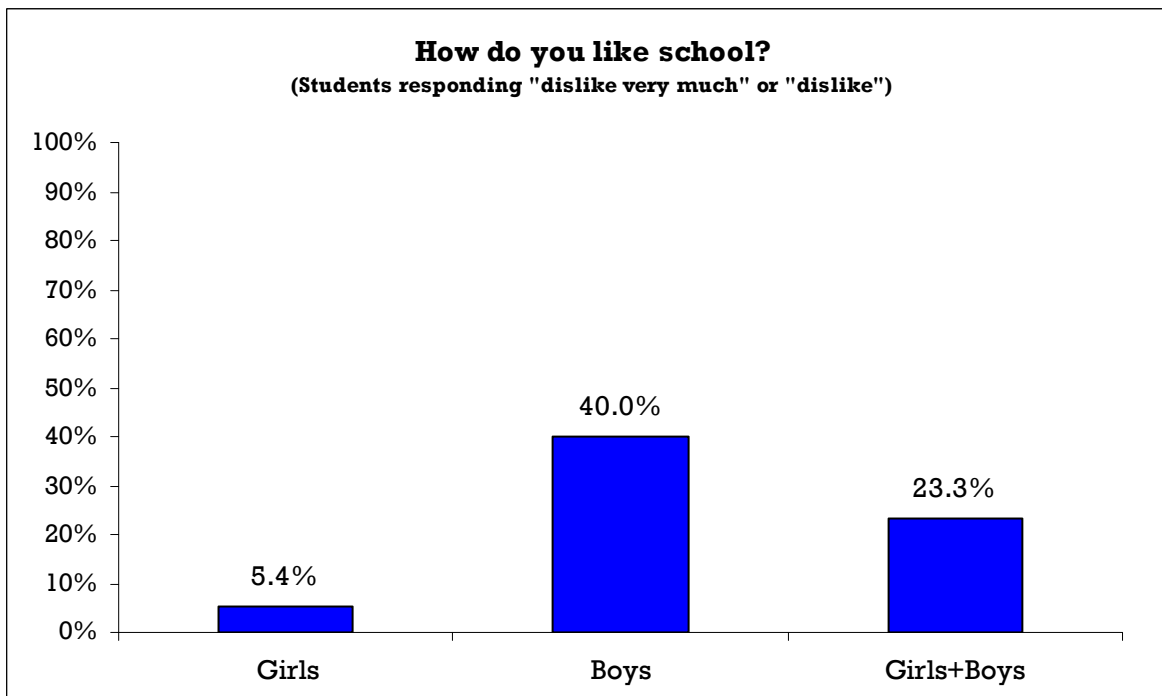
Girls		Boys		Girls+Boys	
N	%	N	%	N	%
24	44.4	34	61.8	58	53.2

FRIENDS AND GENERAL (DIS)SATISFACTION WITH SCHOOL

How many good friends do you have in your class(es)?
 (Students responding "none" or "1 good friend")



Girls		Boys		Girls+Boys	
N	%	N	%	N	%
4	7.1	8	13.6	12	10.4



<u>Girls</u>		<u>Boys</u>		<u>Girls+Boys</u>	
N	%	N	%	N	%
3	5.4	24	40.0	27	23.3

GENERAL FREQUENCIES

Q1: How do you like school?

	<u>Girls</u>		<u>Boys</u>		<u>Girls+Boys</u>	
	N	%	N	%	N	%
Dislike very much	3	5.4	9	15.0	12	10.3
Dislike	0	0.0	15	25.0	15	12.9
Neither like nor dislike	23	41.1	13	21.7	36	31.0
Like school	22	39.3	20	33.3	42	36.2
Like very much	8	14.3	3	5.0	11	9.5
SUM	56		60		116	

Q2: Are you a boy or a girl? (frequencies reported on page 3 of this report)

Q3: How many good friends do you have in your class(es)?

	<u>Girls</u>		<u>Boys</u>		<u>Girls+Boys</u>	
	N	%	N	%	N	%
None	0	0.0	7	11.9	7	6.1
1 good friend	4	7.1	1	1.7	5	4.3
2-3 good friends	8	14.3	10	16.9	18	15.7
4-5 good friends	19	33.9	12	20.3	31	27.0
6+ good friends	25	44.6	29	49.2	54	47.0
SUM	56		59		115	

Q4: How often have you been bullied at school in the past couple of months?

	<u>Girls</u>		<u>Boys</u>		<u>Girls+Boys</u>	
	N	%	N	%	N	%
Not been bullied	41	73.2	40	66.7	81	69.8
Once or twice	11	19.6	7	11.7	18	15.5
2-3 times	0	0.0	4	6.7	4	3.4
Once a week	3	5.4	2	3.3	5	4.3
Several times/week	1	1.8	7	11.7	8	6.9
SUM	56		60		116	

Q5: I was called mean names, was made fun of and teased in a hurtful way

	<u>Girls</u>		<u>Boys</u>		<u>Girls+Boys</u>	
	N	%	N	%	N	%
Hasn't happened	42	75.0	36	61.0	78	67.8
Once or twice	9	16.1	12	20.3	21	18.3
2-3 times	0	0.0	2	3.4	2	1.7
Once a week	4	7.1	2	3.4	6	5.2
Several times/week	1	1.8	7	11.9	8	7.0
SUM	56		59		115	

Q6: Other students kept me out of things on purpose, excluded me from their group of friends or completely ignored me

	<u>Girls</u>		<u>Boys</u>		<u>Girls+Boys</u>	
	N	%	N	%	N	%
Hasn't happened	42	75.0	42	71.2	84	73.0
Once or twice	13	23.2	12	20.3	25	21.7
2-3 times	1	1.8	1	1.7	2	1.7
Once a week	0	0.0	1	1.7	1	0.9
Several times/week	0	0.0	3	5.1	3	2.6
SUM	56		59		115	

Q7: I was hit, kicked, pushed, shoved around or locked indoors

	<u>Girls</u>		<u>Boys</u>		<u>Girls+Boys</u>	
	N	%	N	%	N	%
Hasn't happened	52	92.9	43	72.9	95	82.6
Once or twice	2	3.6	9	15.3	11	9.6
2-3 times	1	1.8	1	1.7	2	1.7
Once a week	0	0.0	3	5.1	3	2.6
Several times/week	1	1.8	3	5.1	4	3.5
SUM	56		59		115	

Q8: Other students told lies or spread false rumors about me and tried to make others dislike me

	<u>Girls</u>		<u>Boys</u>		<u>Girls+Boys</u>	
	N	%	N	%	N	%
Hasn't happened	44	78.6	41	69.5	85	73.9
Once or twice	8	14.3	11	18.6	19	16.5
2-3 times	3	5.4	1	1.7	4	3.5
Once a week	0	0.0	0	0.0	0	0.0
Several times/week	1	1.8	6	10.2	7	6.1
SUM	56		59		115	

Q9: I had money or other things taken away from me or damaged

	<u>Girls</u>		<u>Boys</u>		<u>Girls+Boys</u>	
	N	%	N	%	N	%
Hasn't happened	52	92.9	47	79.7	99	86.1
Once or twice	4	7.1	11	18.6	15	13.0
2-3 times	0	0.0	0	0.0	0	0.0
Once a week	0	0.0	1	1.7	1	0.9
Several times/week	0	0.0	0	0.0	0	0.0
SUM	56		59		115	

Q10: I was threatened or forced to do things I didn't want to do

	<u>Girls</u>		<u>Boys</u>		<u>Girls+Boys</u>	
	N	%	N	%	N	%
Hasn't happened	52	92.9	54	91.5	106	92.2
Once or twice	3	5.4	3	5.1	6	5.2
2-3 times	0	0.0	2	3.4	2	1.7
Once a week	0	0.0	0	0.0	0	0.0
Several times/week	1	1.8	0	0.0	1	0.9
SUM	56		59		115	

Q11: I was bullied with mean names or comments about my race or color

	<u>Girls</u>		<u>Boys</u>		<u>Girls+Boys</u>	
	N	%	N	%	N	%
Hasn't happened	48	85.7	47	79.7	95	82.6
Once or twice	2	3.6	5	8.5	7	6.1
2-3 times	4	7.1	4	6.8	8	7.0
Once a week	2	3.6	3	5.1	5	4.3
Several times/week	0	0.0	0	0.0	0	0.0
SUM	56		59		115	

Q12: I was bullied with mean names, comments, or gestures with a sexual meaning

	<u>Girls</u>		<u>Boys</u>		<u>Girls+Boys</u>	
	N	%	N	%	N	%
Hasn't happened	47	83.9	49	83.1	96	83.5
Once or twice	8	14.3	5	8.5	13	11.3
2-3 times	0	0.0	4	6.8	4	3.5
Once a week	1	1.8	0	0.0	1	0.9
Several times/week	0	0.0	1	1.7	1	0.9
SUM	56		59		115	

Q13: I was bullied in another way

	<u>Girls</u>		<u>Boys</u>		<u>Girls+Boys</u>	
	N	%	N	%	N	%
Hasn't happened	52	92.9	53	89.8	105	91.3
Once or twice	2	3.6	3	5.1	5	4.3
2-3 times	0	0.0	1	1.7	1	0.9
Once a week	1	1.8	1	1.7	2	1.7
Several times/week	1	1.8	1	1.7	2	1.7
SUM	56		59		115	

Q14: In which class(es) is the student or students who bully you?

Computational basis: those bullied "once or twice" or more according to question 4

	<u>Girls</u>		<u>Boys</u>		<u>Girls+Boys</u>	
	N	%	N	%	N	%
In my class	4	36.4	8	44.4	12	41.4
Different class, same grade	5	45.5	8	44.4	13	44.8
In a higher grade	1	9.1	1	5.6	2	6.9
In a lower grade	0	0.0	0	0.0	0	0.0
In different grades	1	9.1	1	5.6	2	6.9
SUM	11		18		29	

Q15: Have you been bullied by boys or girls?

Computational basis: those bullied "once or twice" or more according to question 4

	<u>Girls</u>		<u>Boys</u>		<u>Girls+Boys</u>	
	N	%	N	%	N	%
Mainly by 1 girl	1	8.3	0	0.0	1	3.2
By several girls	3	25.0	0	0.0	3	9.7
Mainly by 1 boy	4	33.3	10	52.6	14	45.2
By several boys	1	8.3	3	15.8	4	12.9
Both boys and girls	3	25.0	6	31.6	9	29.0
SUM	12		19		31	

Q16: By how many students have you usually been bullied?

Computational basis: those bullied "once or twice" or more according to question 4

	<u>Girls</u>		<u>Boys</u>		<u>Girls+Boys</u>	
	N	%	N	%	N	%
Mainly by 1 student	6	46.2	9	50.0	15	48.4
By a group of 2-3 students	6	46.2	5	27.8	11	35.5
By a group of 4-9 students	1	7.7	0	0.0	1	3.2
By a group of more than 9	0	0.0	0	0.0	0	0.0
By different students/groups	0	0.0	4	22.2	4	12.9
SUM	13		18		31	

Q17: How long has the bullying lasted?

Computational basis: those bullied "2-3 times a month" or more according to question 4

	<u>Girls</u>		<u>Boys</u>		<u>Girls+Boys</u>	
	N	%	N	%	N	%
1 or 2 weeks	1	25.0	3	30.0	4	28.6
About a month	1	25.0	1	10.0	2	14.3
About 6 months	0	0.0	1	10.0	1	7.1
About a year	1	25.0	1	10.0	2	14.3
Several years	1	25.0	4	40.0	5	35.7
SUM	4		10		14	

Q18: Where have you been bullied?

Computational basis: those bullied "once or twice" or more according to question 4

	<u>Girls</u>		<u>Boys</u>		<u>Girls+Boys</u>	
	N	%	N	%	N	%
In the playground/athletic field	5	55.6	8	53.3	13	54.2
In the hallways/stairwells	7	70.0	11	73.3	18	72.0
In class (with teacher present)	5	55.6	12	75.0	17	68.0
In the classroom (teacher absent)	2	22.2	10	62.5	12	48.0
In the bathroom	2	25.0	5	33.3	7	30.4
In gym class/locker room/shower	4	40.0	8	53.3	12	48.0
In the lunch room	3	33.3	4	26.7	7	29.2
On the way to and from school	2	22.2	1	7.1	3	13.0
At the school bus stop	1	11.1	2	11.8	3	11.5
On the school bus	3	33.3	1	6.2	4	16.0
Somewhere else in school	1	11.1	3	18.7	4	16.0
SUM	35		65		100	

Q19: Have you told anyone that you have been bullied at school in the past couple of months?

Computational basis: those bullied "2-3 times a month" or more according to question 4

	<u>Girls</u>		<u>Boys</u>		<u>Girls+Boys</u>	
	N	%	N	%	N	%
Been bullied but not told anybody	3	75.0	8	61.5	11	64.7
Been bullied and told somebody	1	25.0	4	30.8	5	29.4
SUM	4		12		16	

Q19A: Who have you told that you have been bullied?

	<u>Girls</u>		<u>Boys</u>		<u>Girls+Boys</u>	
	N	%	N	%	N	%
Your class (home room) teacher	0	0.0	0	0.0	0	0.0
Another adult at school	0	0.0	2	16.7	2	12.5
Your parent(s)/guardian(s)	0	0.0	1	8.3	1	6.2
Your brother(s) or sister(s)	0	0.0	2	16.7	2	12.5
Your friend(s)	1	25.0	3	25.0	4	25.0
Somebody else	0	0.0	0	0.0	0	0.0
SUM	1		8		9	

Q20: How often do the teachers or other adults at school try to put a stop to it when a student is being bullied at school?

	<u>Girls</u>		<u>Boys</u>		<u>Girls+Boys</u>	
	N	%	N	%	N	%
Almost never	16	29.6	15	25.9	31	27.7
Once in a while	13	24.1	16	27.6	29	25.9
Sometimes	9	16.7	6	10.3	15	13.4
Often	7	13.0	12	20.7	19	17.0
Almost always	9	16.7	9	15.5	18	16.1
SUM	54		58		112	

Q21: How often do other students try to put a stop to it when a student is being bullied at school?

	<u>Girls</u>		<u>Boys</u>		<u>Girls+Boys</u>	
	N	%	N	%	N	%
Almost never	16	29.1	33	55.9	49	43.0
Once in a while	19	34.5	17	28.8	36	31.6
Sometimes	10	18.2	5	8.5	15	13.2
Often	5	9.1	4	6.8	9	7.9
Almost always	5	9.1	0	0.0	5	4.4
SUM	55		59		114	

Q22: Has any adult at home contacted the school to try to stop your being bullied at school in the past couple of months?

Computational basis: those bullied "2-3 times a month" or more according to question 4

	<u>Girls</u>		<u>Boys</u>		<u>Girls+Boys</u>	
	N	%	N	%	N	%
No, not contacted the school	3	100.0	8	80.0	11	84.6
Yes, once	0	0.0	1	10.0	1	7.7
Yes, several times	0	0.0	1	10.0	1	7.7
SUM	3		10		13	

Q23: When you see a student your age being bullied at school, what do you feel or think?

	<u>Girls</u>		<u>Boys</u>		<u>Girls+Boys</u>	
	N	%	N	%	N	%
He/she probably deserves it	4	7.4	13	21.7	17	14.9
Don't feel much	6	11.1	17	28.3	23	20.2
Feel a bit sorry	17	31.5	19	31.7	36	31.6
Feel sorry and want to help	27	50.0	11	18.3	38	33.3
SUM	54		60		114	

Q24: How often have you taken part in bullying another student(s) at school in the past couple of months?

	<u>Girls</u>		<u>Boys</u>		<u>Girls+Boys</u>	
	N	%	N	%	N	%
Not bullied	35	63.6	33	55.0	68	59.1
Once or twice	14	25.5	16	26.7	30	26.1
2-3 times	2	3.6	7	11.7	9	7.8
Once a week	3	5.5	0	0.0	3	2.6
Several times/week	1	1.8	4	6.7	5	4.3
SUM	55		60		115	

Q25: I called another student(s) mean names, made fun of and teased him or her in a hurtful way

	<u>Girls</u>		<u>Boys</u>		<u>Girls+Boys</u>	
	N	%	N	%	N	%
Hasn't happened	39	69.6	31	52.5	70	60.9
Once or twice	10	17.9	20	33.9	30	26.1
2-3 times	1	1.8	3	5.1	4	3.5
Once a week	3	5.4	1	1.7	4	3.5
Several times/week	3	5.4	4	6.8	7	6.1
SUM	56		59		115	

Q26: I kept him or her out of things on purpose, excluded him or her from my group of friends or completely ignored him or her

	<u>Girls</u>		<u>Boys</u>		<u>Girls+Boys</u>	
	N	%	N	%	N	%
Hasn't happened	40	71.4	41	69.5	81	70.4
Once or twice	9	16.1	11	18.6	20	17.4
2-3 times	1	1.8	3	5.1	4	3.5
Once a week	3	5.4	1	1.7	4	3.5
Several times/week	3	5.4	3	5.1	6	5.2
SUM	56		59		115	

Q27: I hit, kicked, pushed, and shoved him or her around or locked him or her indoors

	<u>Girls</u>		<u>Boys</u>		<u>Girls+Boys</u>	
	N	%	N	%	N	%
Hasn't happened	51	91.1	44	73.3	95	81.9
Once or twice	2	3.6	10	16.7	12	10.3
2-3 times	0	0.0	2	3.3	2	1.7
Once a week	0	0.0	2	3.3	2	1.7
Several times/week	3	5.4	2	3.3	5	4.3
SUM	56		60		116	

Q28: I spread false rumors about him or her and tried to make others dislike him or her

	<u>Girls</u>		<u>Boys</u>		<u>Girls+Boys</u>	
	N	%	N	%	N	%
Hasn't happened	51	91.1	53	88.3	104	89.7
Once or twice	3	5.4	3	5.0	6	5.2
2-3 times	1	1.8	1	1.7	2	1.7
Once a week	0	0.0	0	0.0	0	0.0
Several times/week	1	1.8	3	5.0	4	3.4
SUM	56		60		116	

Q29: I took money or other things from him or her or damaged his or her belongings

	<u>Girls</u>		<u>Boys</u>		<u>Girls+Boys</u>	
	N	%	N	%	N	%
Hasn't happened	53	94.6	57	96.6	110	95.7
Once or twice	1	1.8	0	0.0	1	0.9
2-3 times	1	1.8	1	1.7	2	1.7
Once a week	0	0.0	0	0.0	0	0.0
Several times/week	1	1.8	1	1.7	2	1.7
SUM	56		59		115	

Q30: I threatened or forced him or her to do things he or she didn't want to do

	<u>Girls</u>		<u>Boys</u>		<u>Girls+Boys</u>	
	N	%	N	%	N	%
Hasn't happened	53	94.6	57	96.6	110	95.7
Once or twice	1	1.8	0	0.0	1	0.9
2-3 times	0	0.0	0	0.0	0	0.0
Once a week	0	0.0	0	0.0	0	0.0
Several times/week	2	3.6	2	3.4	4	3.5
SUM	56		59		115	

Q31: I bullied him or her with mean names about his or her race or color

	<u>Girls</u>		<u>Boys</u>		<u>Girls+Boys</u>	
	N	%	N	%	N	%
Hasn't happened	52	92.9	55	91.7	107	92.2
Once or twice	3	5.4	3	5.0	6	5.2
2-3 times	0	0.0	1	1.7	1	0.9
Once a week	0	0.0	0	0.0	0	0.0
Several times/week	1	1.8	1	1.7	2	1.7
SUM	56		60		116	

Q32: I bullied him or her with mean names, comments, or gestures with a sexual meaning

	<u>Girls</u>		<u>Boys</u>		<u>Girls+Boys</u>	
	N	%	N	%	N	%
Hasn't happened	49	87.5	52	86.7	101	87.1
Once or twice	3	5.4	3	5.0	6	5.2
2-3 times	1	1.8	1	1.7	2	1.7
Once a week	1	1.8	1	1.7	2	1.7
Several times/week	2	3.6	3	5.0	5	4.3
SUM	56		60		116	

Q33: I bullied him or her in another way

	<u>Girls</u>		<u>Boys</u>		<u>Girls+Boys</u>	
	N	%	N	%	N	%
Hasn't happened	48	85.7	55	91.7	103	88.8
Once or twice	5	8.9	1	1.7	6	5.2
2-3 times	2	3.6	2	3.3	4	3.4
Once a week	1	1.8	0	0.0	1	0.9
Several times/week	0	0.0	2	3.3	2	1.7
SUM	56		60		116	

Q34: Has your class (home room) teacher or any other teacher talked with you about your bullying other students at school in the past couple of months?

Computational basis: those who have bullied others "2-3 times a month" or more according to question 24

	<u>Girls</u>		<u>Boys</u>		<u>Girls+Boys</u>	
	N	%	N	%	N	%
No, they haven't talked with me	6	100.0	5	71.4	11	84.6
Yes, they have once	0	0.0	2	28.6	2	15.4
Yes, they have several times	0	0.0	0	0.0	0	0.0
SUM	6		7		13	

Q35: Has any adult at home talked with you about your bullying other students at school in the past couple of months?

Computational basis: those who have bullied others "2-3 times a month" or more according to question 24

	<u>Girls</u>		<u>Boys</u>		<u>Girls+Boys</u>	
	N	%	N	%	N	%
No, they haven't talked with me	4	66.7	7	100.0	11	84.6
Yes, they have once	0	0.0	0	0.0	0	0.0
Yes, they have several times	2	33.3	0	0.0	2	15.4
SUM	6		7		13	

Q36: Do you think you could join in bullying a student whom you don't like?

	<u>Girls</u>		<u>Boys</u>		<u>Girls+Boys</u>	
	N	%	N	%	N	%
Yes	9	16.4	20	33.3	29	25.2
Yes, maybe	7	12.7	10	16.7	17	14.8
I don't know	16	29.1	13	21.7	29	25.2
No, I don't think so	3	5.5	6	10.0	9	7.8
No	7	12.7	7	11.7	14	12.2
Definitely no	13	23.6	4	6.7	17	14.8
SUM	55		60		115	

Q37: How do you usually react if you see or understand that a student your age is being bullied by other students?

	<u>Girls</u>		<u>Boys</u>		<u>Girls+Boys</u>	
	N	%	N	%	N	%
I have never noticed it	6	11.3	17	30.4	23	21.1
I take part in the bullying	2	3.8	3	5.4	5	4.6
I don't do it, but find it OK	1	1.9	4	7.1	5	4.6
I just watch what goes on	11	20.8	16	28.6	27	24.8
I ought to help	23	43.4	11	19.6	34	31.2
I try to help	10	18.9	5	8.9	15	13.8
SUM	53		56		109	

Q38: How often are you afraid of being bullied by other students in your school?

	<u>Girls</u>		<u>Boys</u>		<u>Girls+Boys</u>	
	N	%	N	%	N	%
Never	35	63.6	40	71.4	75	67.6
Seldom	10	18.2	9	16.1	19	17.1
Sometimes	6	10.9	3	5.4	9	8.1
Fairly often	2	3.6	2	3.6	4	3.6
Often	1	1.8	1	1.8	2	1.8
Very often	1	1.8	1	1.8	2	1.8
SUM	55		56		111	

Q39: Overall, how much do you think your class (home room) teacher has done to counteract bullying in the past couple of months?

	<u>Girls</u>		<u>Boys</u>		<u>Girls+Boys</u>	
	N	%	N	%	N	%
Little or nothing	13	24.1	20	36.4	33	30.3
Fairly little somewhat	11	20.4	14	25.5	25	22.9
A good deal	12	22.2	12	21.8	24	22.0
Much	17	31.5	5	9.1	22	20.2
	1	1.9	4	7.3	5	4.6
SUM	54		55		109	