



SEATTLE PUBLIC SCHOOLS

**SAFE SCHOOLS
HEALTHY STUDENTS INITIATIVE**

OLWEUS BULLYING SURVEY REPORT

**McClure Middle
School**

Grade 6

November, 2003

Table of Contents

<u>Section</u>	<u>Page</u>
Response Summary	3
Bully/Victim Problems in General	3-6
Feelings and Attitudes Regarding Bullying.....	7
How Others React.....	8-11
Friends and General (Dis)Satisfaction with School.....	11-12
General Frequencies.....	12-21

McClure Middle School
GRADE 6 RESPONSE SUMMARY

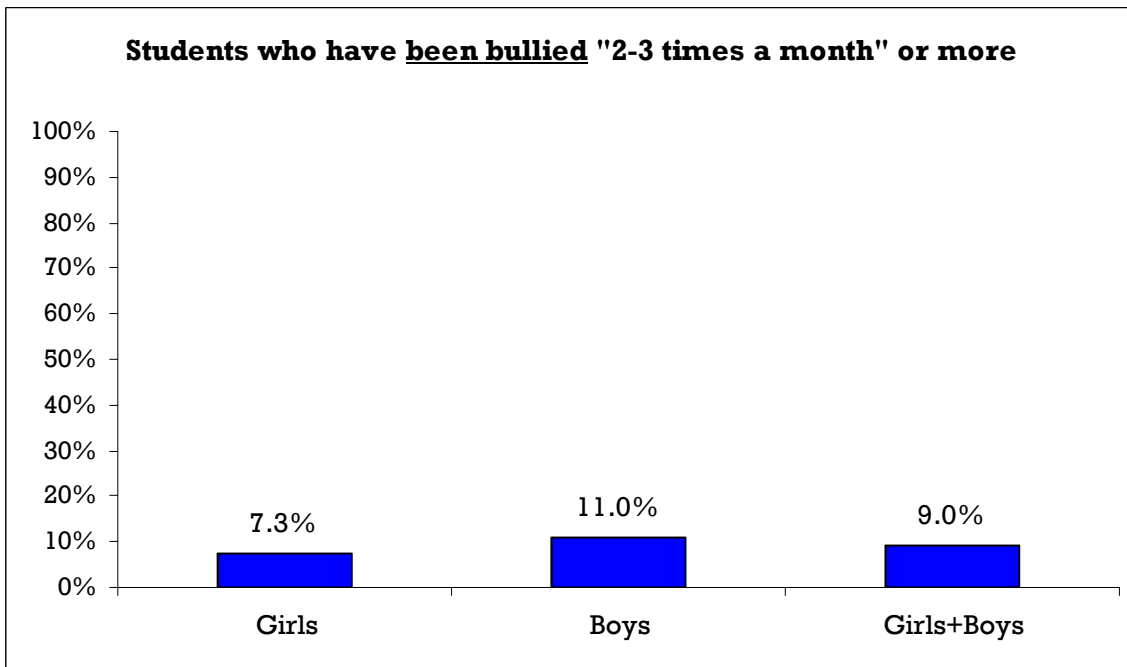
Total Number of Completed Surveys: 156

Number of Girls Completing Survey: 82 (53.0%)

Number of Boys Completing Survey: 74 (47.0%)

Overall Grade Response Rate: 78.0%
 (based on an estimate of 200 students per grade)

BULLY/VICTIM PROBLEMS IN GENERAL

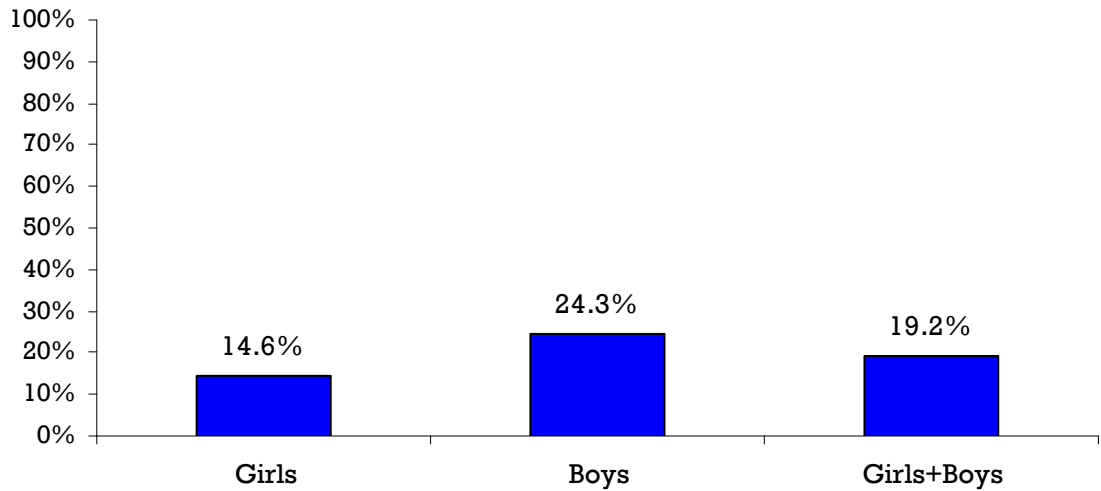


	Girls	Boys	Girls+Boys
Total	82	73	155
Not Bullied	76	65	141
Bullied	6	8	14
% Bullied	7.3	11.0	9.0

Based on responses to Q4 (see general frequencies section of report)

Any following calculations of students who have been bullied rely on this distribution

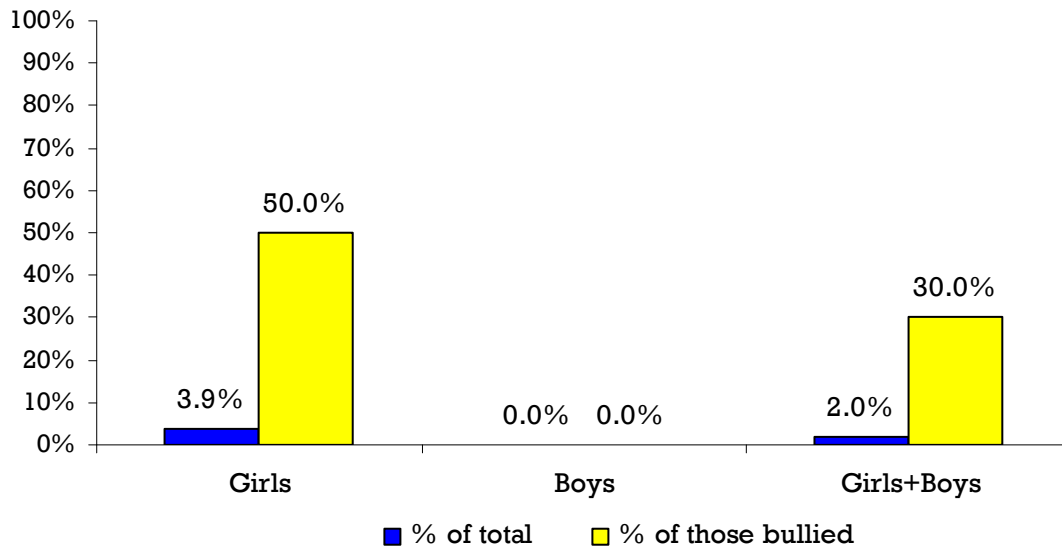
**Students who have been bullied "2-3 times a month" or more
(Alternative Computational Method)**



	Girls	Boys	Girls+Boys
Total	82	74	156
Not Bullied	70	56	126
Bullied	12	18	30
% Bullied	14.6	24.3	19.2

According to at least one of Q4-Q13 (see general frequencies section of report)

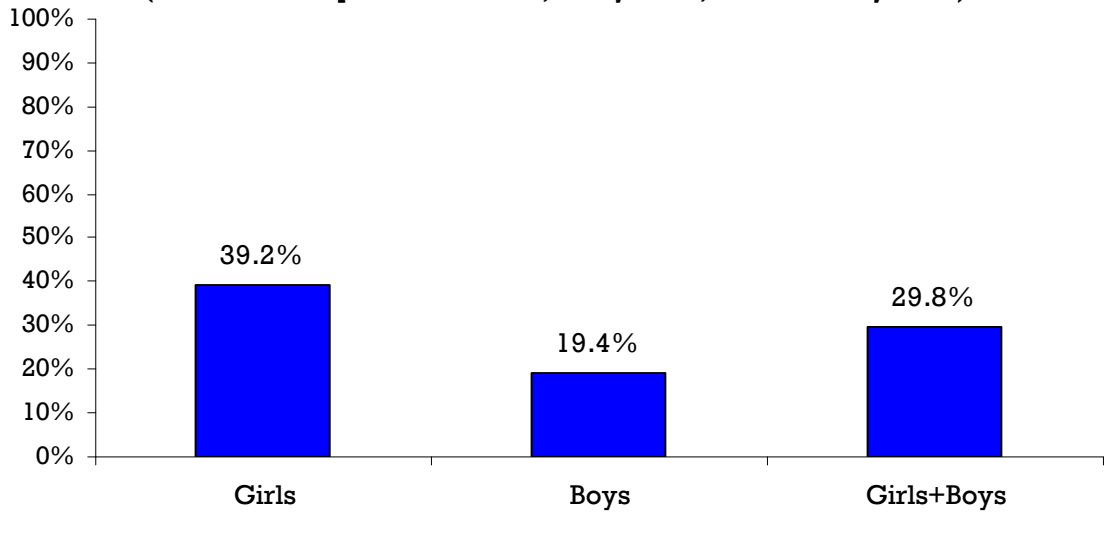
**Students who have been bullied "one year or more"
(Of students bullied "2-3 times a month" or more)**



	Girls		Boys		Girls+Boys	
	N	%	N	%	N	%
% of total	3	3.9	0	0.0	3	2.0
% of those bullied	3	50.0	0	0.0	3	30.0

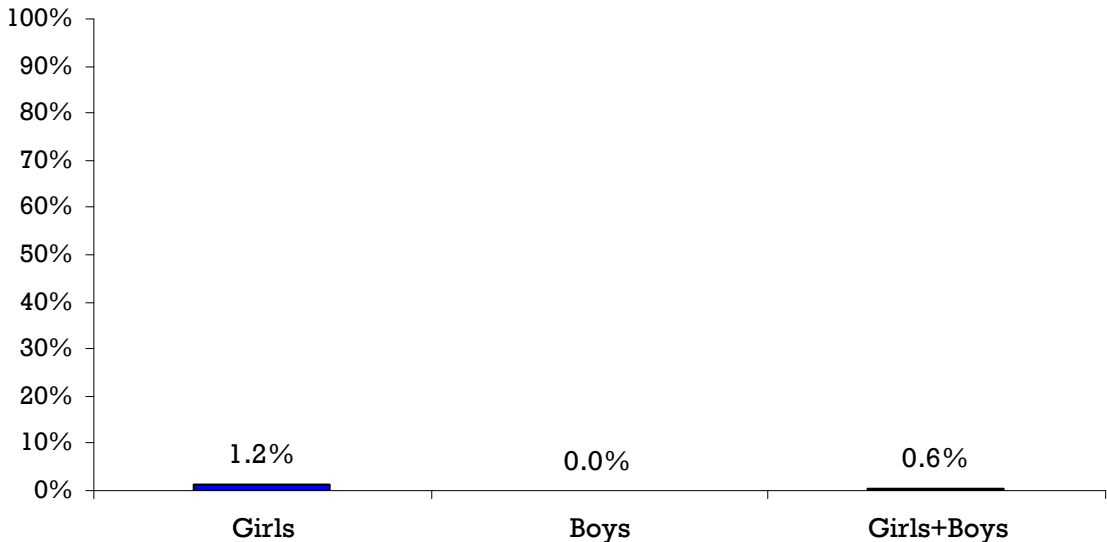
**Students who feel afraid of being bullied by other students
in the school**

(Students who respond "sometimes", "fairly often", "often" or "very often")



	Girls	Boys	Girls+Boys
Total	31	14	45
Percent	39.2	19.4	29.8

**Students who have bullied other students "2-3 times
a month" or more**

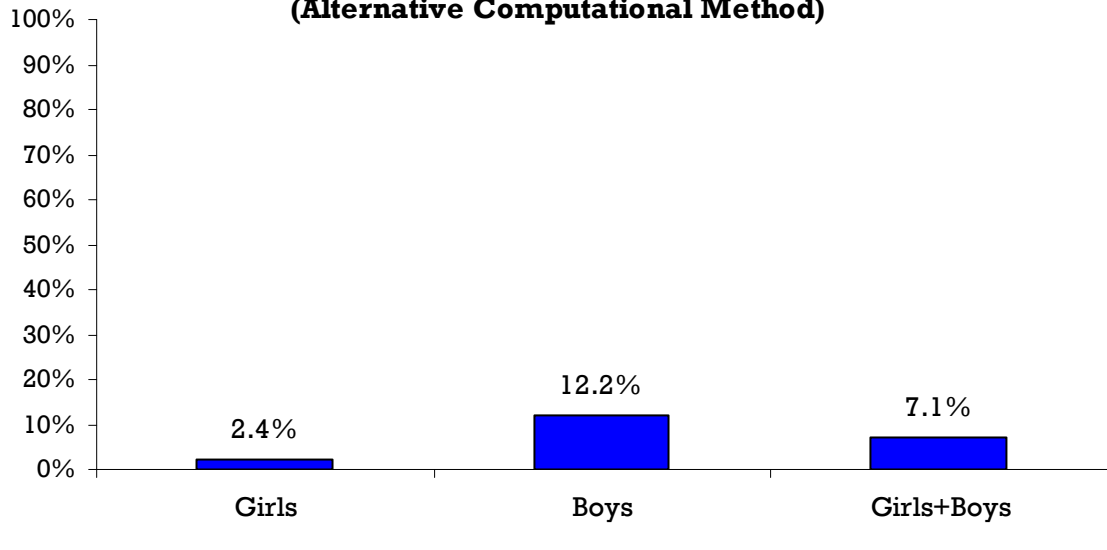


	Girls	Boys	Girls+Boys
Total	82	73	155
Not Bullied	81	73	154
Bullied	1	0	1
% Bullied	1.2	0.0	0.6

Based on responses to Q24 (see general frequencies section of report)

Any following calculations of students who have bullied rely on this distribution

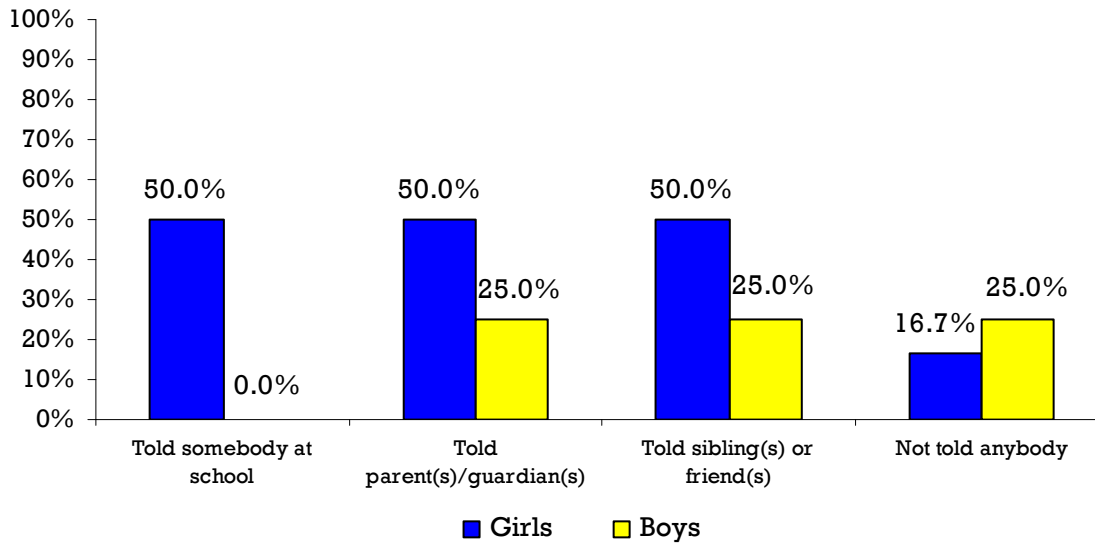
**Students who have bullied other students "2-3 times a month" or more
(Alternative Computational Method)**



	Girls	Boys	Girls+Boys
Total	82	74	156
Not Bullied	80	65	145
Bullied	2	9	11
% Bullied	2.4	12.2	7.1

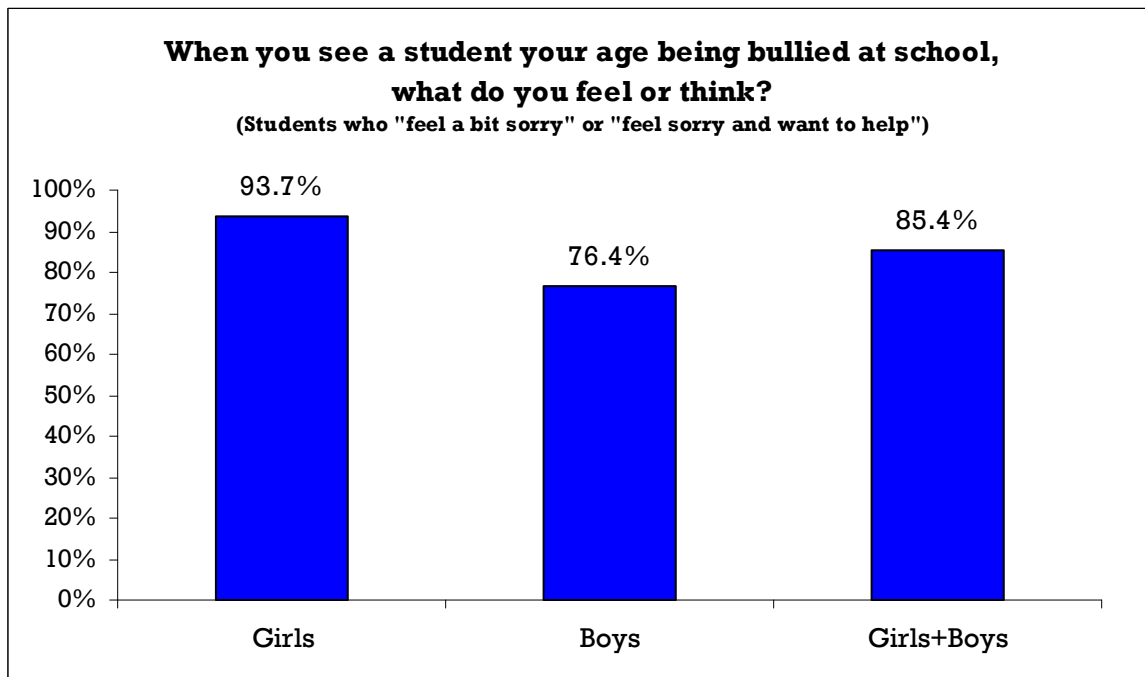
According to at least one of Q24-Q33 (see general frequencies section of report)

**Students who have told/not told about the bullying
(Of students bullied "2-3 times a month" or more)**

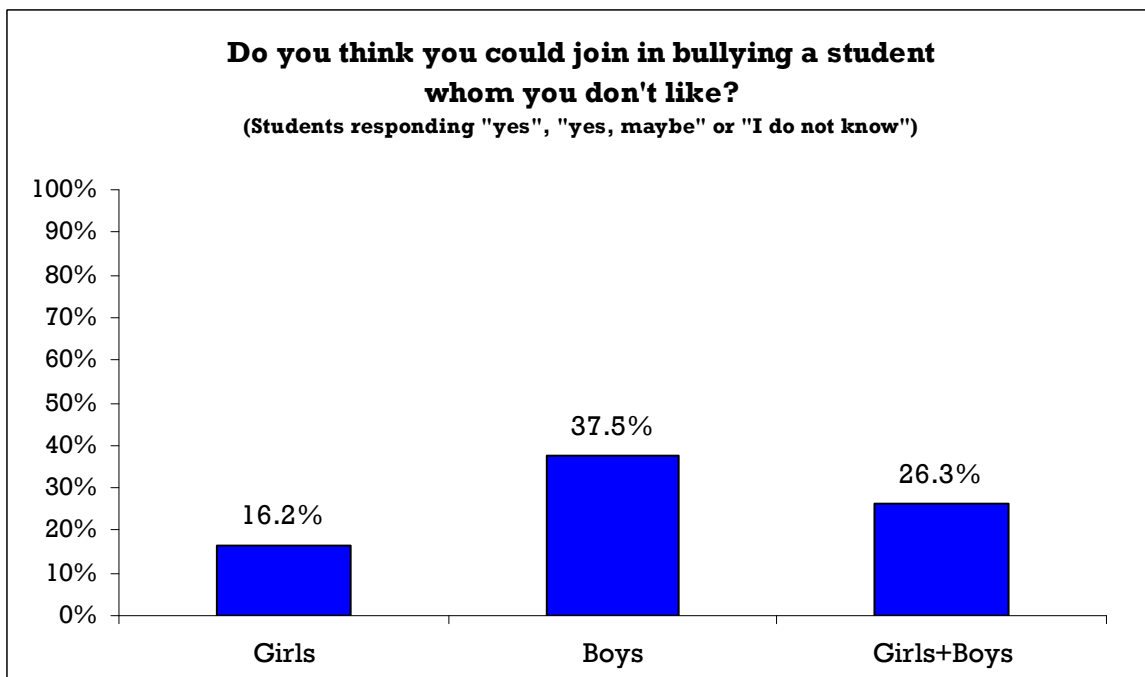


	<u>Girls</u>		<u>Boys</u>		<u>Girls+Boys</u>	
	N	%	N	%	N	%
Told somebody at school	3/6	50.0	0/8	0.0	3	21.4
Told parent(s)/guardian(s)	3/6	50.0	2/8	25.0	5	35.7
Told sibling(s) or friend(s)	3/6	50.0	2/8	25.0	5	35.7
Not told anybody	1/6	16.7	2/8	25.0	3	21.4

FEELINGS AND ATTITUDES REGARDING BULLYING



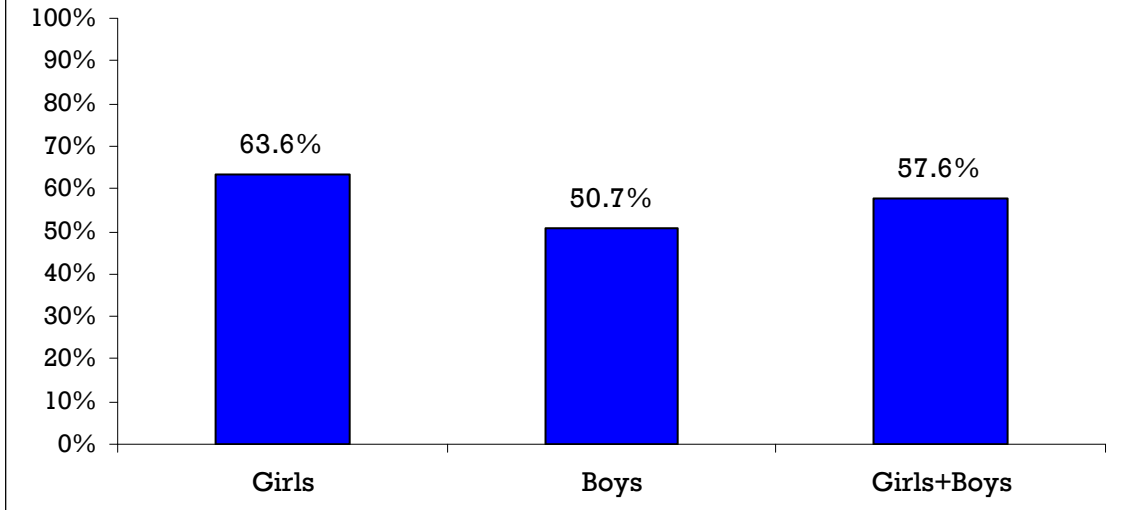
Girls		Boys		Girls+Boys	
N	%	N	%	N	%
74	93.7	55	76.4	129	85.4



Girls		Boys		Girls+Boys	
N	%	N	%	N	%
13	16.2	27	37.5	40	26.3

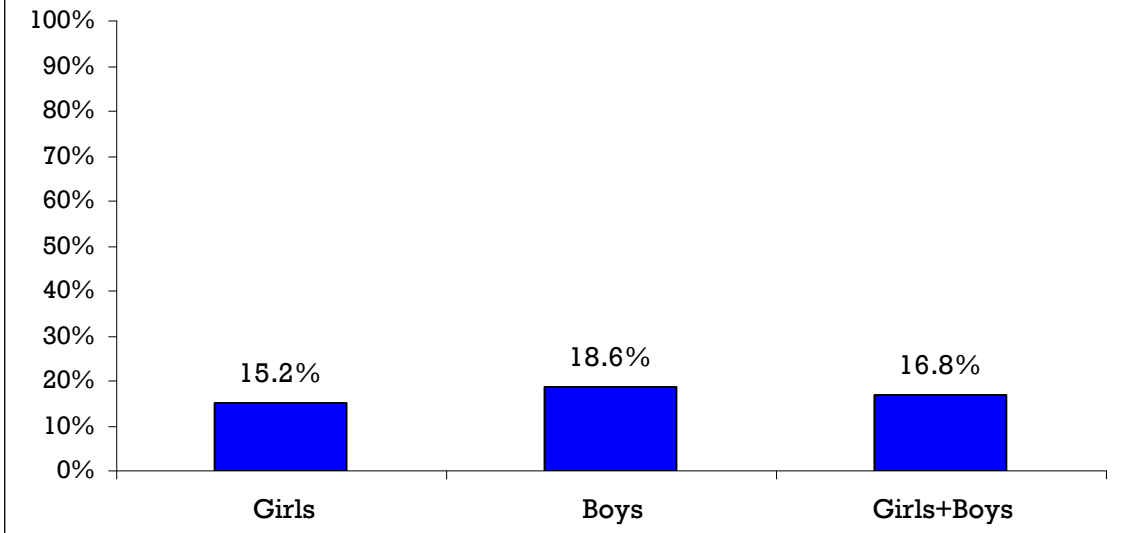
HOW OTHERS REACT

How often do the teachers or other adults at school try to put a stop to it when a student is being bullied at school?
(Students responding "often" or "almost always")



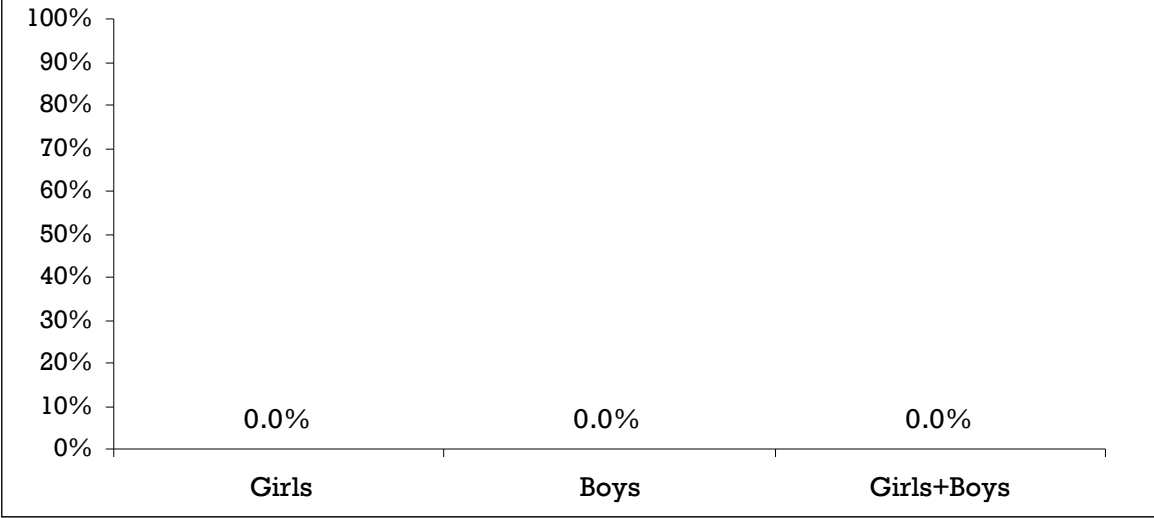
Girls		Boys		Girls+Boys	
N	%	N	%	N	%
49	63.6	34	50.7	83	57.6

How often do other students try to put a stop to it when a student is being bullied at school?
(Students responding "often" or "almost always")



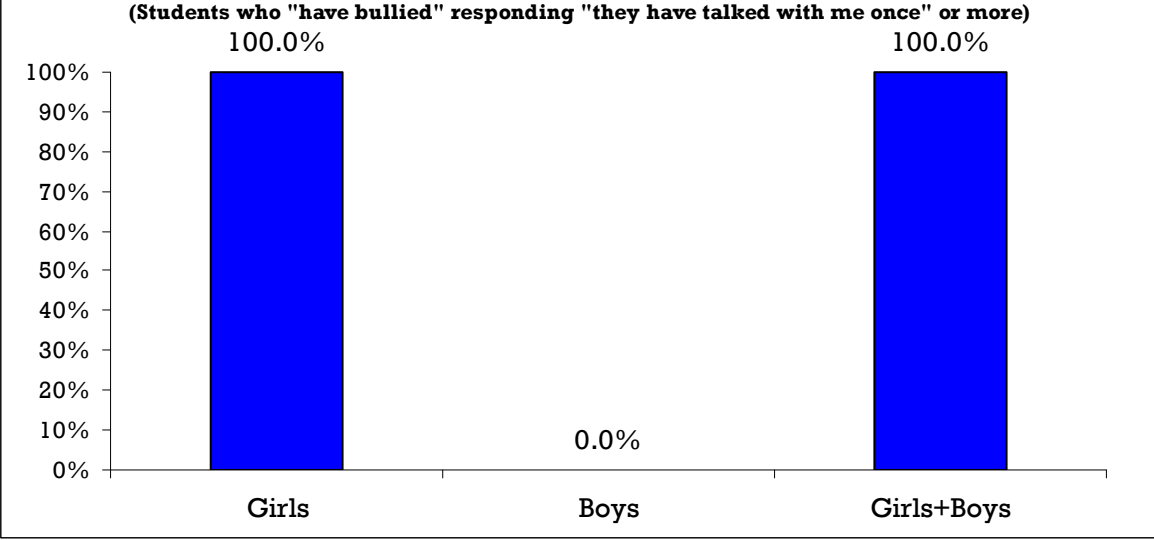
Girls		Boys		Girls+Boys	
N	%	N	%	N	%
12	15.2	13	18.6	25	16.8

Has any adult at home contacted the school to try to stop your being bullied at school in the past couple of months?
 (Students who "have been bullied" responding "they have contacted the school once" or more)



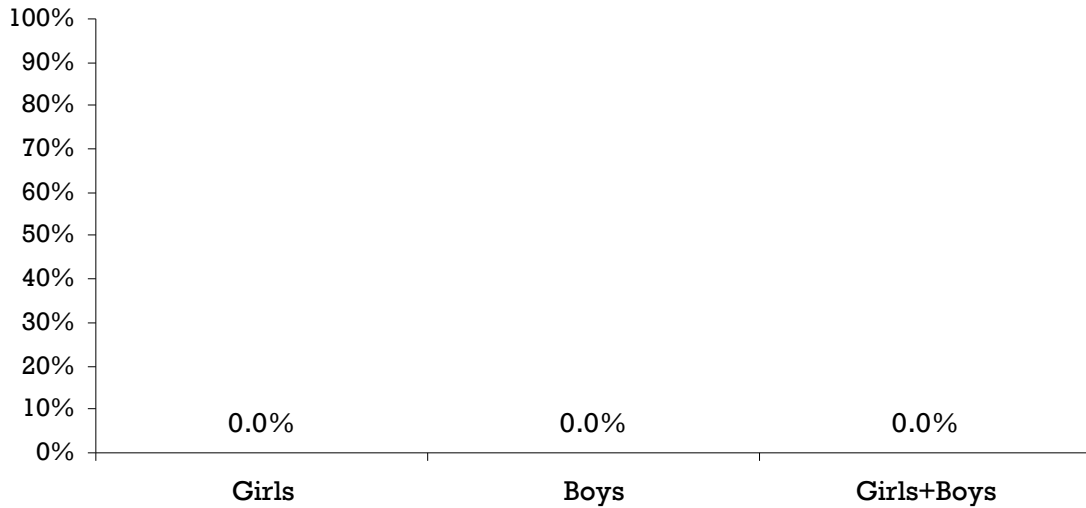
<u>Girls</u>		<u>Boys</u>		<u>Girls+Boys</u>	
N	%	N	%	N	%
0/6	0.0	0/6	0.0	0	0.0

Has your home room teacher or any other teacher talked with you about your bullying other students at school in the past couple of months?
 (Students who "have bullied" responding "they have talked with me once" or more)



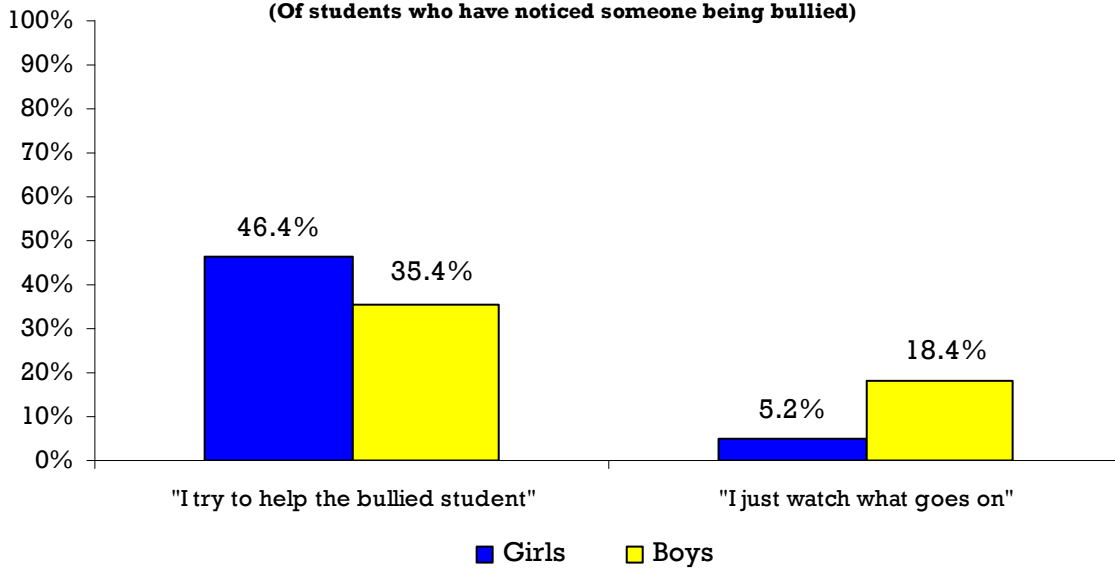
<u>Girls</u>		<u>Boys</u>		<u>Girls+Boys</u>	
N	%	N	%	N	%
1/1	100.0	0/0	0.0	0	100.0

Has any adult at home talked with you about your bullying other students at school in the past couple of months?
 (Students who "have bullied" responding "those at home have talked with me once" or more)



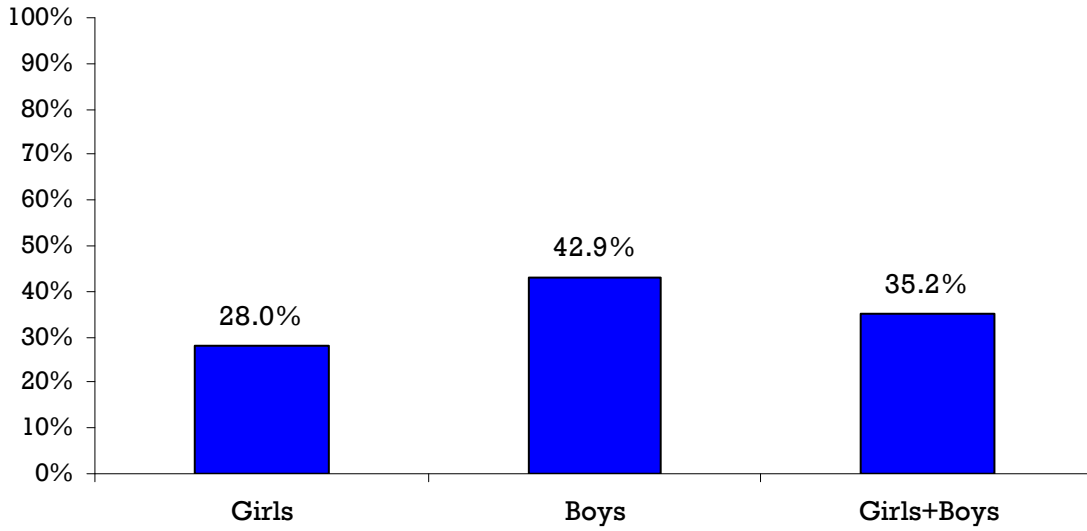
Girls		Boys		Girls+Boys	
N	%	N	%	N	%
0/1	0.0	0/0	0.0	0	0.0

How do you usually react if you see or understand that a student your age is being bullied by other students?
 (Of students who have noticed someone being bullied)



	Girls		Boys		Girls+Boys	
	N	%	N	%	N	%
I try to help the bullied student	26	46.4	17	35.4	43	41.3
I just watch what goes on	3	5.2	9	18.4	12	11.2

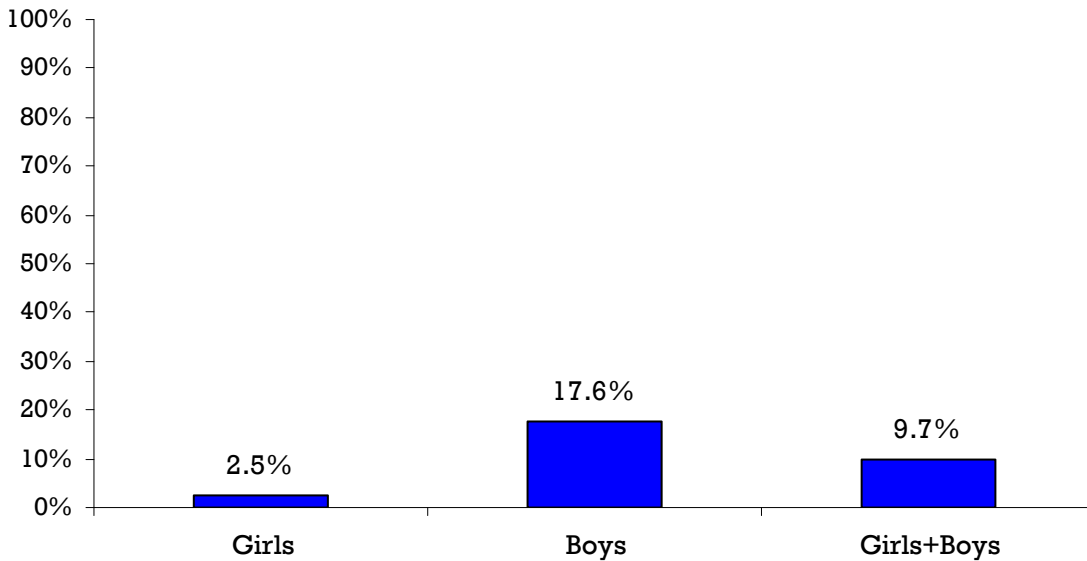
Overall, how much do you think your home room teacher has done to counteract bullying in the past couple of months?
 (Students responding "little or nothing" or "fairly little")



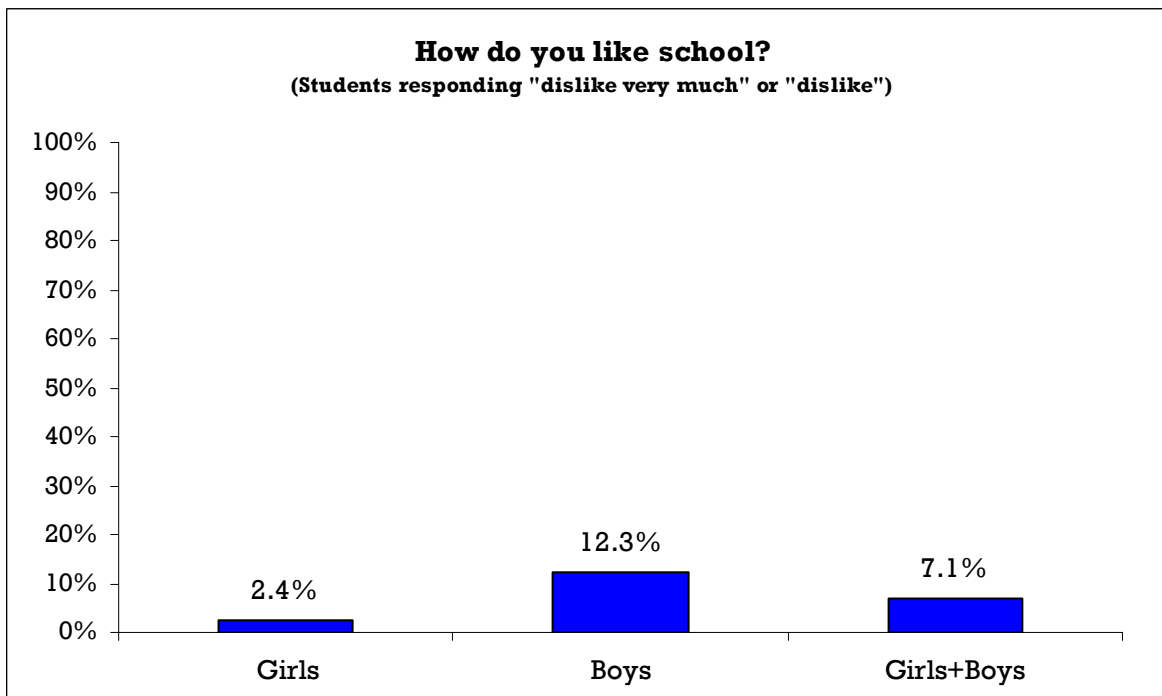
Girls		Boys		Girls+Boys	
N	%	N	%	N	%
21	28.0	30	42.9	51	35.2

FRIENDS AND GENERAL (DIS)SATISFACTION WITH SCHOOL

How many good friends do you have in your class(es)?
 (Students responding "none" or "1 good friend")



Girls		Boys		Girls+Boys	
N	%	N	%	N	%
2	2.5	13	17.6	15	9.7



<u>Girls</u>		<u>Boys</u>		<u>Girls+Boys</u>	
N	%	N	%	N	%
2	2.4	9	12.3	11	7.1

GENERAL FREQUENCIES

Q1: How do you like school?

	<u>Girls</u>		<u>Boys</u>		<u>Girls+Boys</u>	
	N	%	N	%	N	%
Dislike very much	0	0.0	4	5.5	4	2.6
Dislike	2	2.4	5	6.8	7	4.5
Neither like nor dislike	14	17.1	23	31.5	37	23.9
Like school	42	51.2	31	42.5	73	47.1
Like very much	24	29.3	10	13.7	34	21.9
SUM	82		73		155	

Q2: Are you a boy or a girl? (frequencies reported on page 3 of this report)

Q3: How many good friends do you have in your class(es)?

	<u>Girls</u>		<u>Boys</u>		<u>Girls+Boys</u>	
	N	%	N	%	N	%
None	0	0.0	6	8.1	6	3.9
1 good friend	2	2.5	7	9.5	9	5.8
2-3 good friends	20	25.0	14	18.9	34	22.1
4-5 good friends	12	15.0	18	24.3	30	19.5
6+ good friends	46	57.5	29	39.2	75	48.7
SUM	80		74		154	

Q4: How often have you been bullied at school in the past couple of months?

	<u>Girls</u>		<u>Boys</u>		<u>Girls+Boys</u>	
	N	%	N	%	N	%
Not been bullied	56	68.3	47	64.4	103	66.5
Once or twice	20	24.4	18	24.7	38	24.5
2-3 times	0	0.0	1	1.4	1	0.6
Once a week	3	3.7	6	8.2	9	5.8
Several times/week	3	3.7	1	1.4	4	2.6
SUM	82		73		155	

Q5: I was called mean names, was made fun of and teased in a hurtful way

	<u>Girls</u>		<u>Boys</u>		<u>Girls+Boys</u>	
	N	%	N	%	N	%
Hasn't happened	47	57.3	49	66.2	96	61.5
Once or twice	27	32.9	16	21.6	43	27.6
2-3 times	2	2.4	4	5.4	6	3.8
Once a week	2	2.4	1	1.4	3	1.9
Several times/week	4	4.9	4	5.4	8	5.1
SUM	82		74		156	

Q6: Other students kept me out of things on purpose, excluded me from their group of friends or completely ignored me

	<u>Girls</u>		<u>Boys</u>		<u>Girls+Boys</u>	
	N	%	N	%	N	%
Hasn't happened	64	78.0	57	77.0	121	77.6
Once or twice	13	15.9	12	16.2	25	16.0
2-3 times	0	0.0	1	1.4	1	0.6
Once a week	1	1.2	2	2.7	3	1.9
Several times/week	4	4.9	2	2.7	6	3.8
SUM	82		74		156	

Q7: I was hit, kicked, pushed, shoved around or locked indoors

	<u>Girls</u>		<u>Boys</u>		<u>Girls+Boys</u>	
	N	%	N	%	N	%
Hasn't happened	66	80.5	60	81.1	126	80.8
Once or twice	12	14.6	7	9.5	19	12.2
2-3 times	1	1.2	3	4.1	4	2.6
Once a week	1	1.2	3	4.1	4	2.6
Several times/week	2	2.4	1	1.4	3	1.9
SUM	82		74		156	

Q8: Other students told lies or spread false rumors about me and tried to make others dislike me

	<u>Girls</u>		<u>Boys</u>		<u>Girls+Boys</u>	
	N	%	N	%	N	%
Hasn't happened	64	78.0	51	68.9	115	73.7
Once or twice	14	17.1	19	25.7	33	21.2
2-3 times	1	1.2	0	0.0	1	0.6
Once a week	0	0.0	2	2.7	2	1.3
Several times/week	3	3.7	2	2.7	5	3.2
SUM	82		74		156	

Q9: I had money or other things taken away from me or damaged

	<u>Girls</u>		<u>Boys</u>		<u>Girls+Boys</u>	
	N	%	N	%	N	%
Hasn't happened	70	85.4	66	89.2	136	87.2
Once or twice	10	12.2	7	9.5	17	10.9
2-3 times	1	1.2	0	0.0	1	0.6
Once a week	1	1.2	0	0.0	1	0.6
Several times/week	0	0.0	1	1.4	1	0.6
SUM	82		74		156	

Q10: I was threatened or forced to do things I didn't want to do

	<u>Girls</u>		<u>Boys</u>		<u>Girls+Boys</u>	
	N	%	N	%	N	%
Hasn't happened	75	91.5	63	85.1	138	88.5
Once or twice	4	4.9	9	12.2	13	8.3
2-3 times	1	1.2	0	0.0	1	0.6
Once a week	1	1.2	1	1.4	2	1.3
Several times/week	1	1.2	1	1.4	2	1.3
SUM	82		74		156	

Q11: I was bullied with mean names or comments about my race or color

	<u>Girls</u>		<u>Boys</u>		<u>Girls+Boys</u>	
	N	%	N	%	N	%
Hasn't happened	70	85.4	59	79.7	129	82.7
Once or twice	9	11.0	9	12.2	18	11.5
2-3 times	1	1.2	3	4.1	4	2.6
Once a week	1	1.2	0	0.0	1	0.6
Several times/week	1	1.2	3	4.1	4	2.6
SUM	82		74		156	

Q12: I was bullied with mean names, comments, or gestures with a sexual meaning

	<u>Girls</u>		<u>Boys</u>		<u>Girls+Boys</u>	
	N	%	N	%	N	%
Hasn't happened	70	85.4	65	87.8	135	86.5
Once or twice	10	12.2	5	6.8	15	9.6
2-3 times	0	0.0	1	1.4	1	0.6
Once a week	1	1.2	2	2.7	3	1.9
Several times/week	1	1.2	1	1.4	2	1.3
SUM	82		74		156	

Q13: I was bullied in another way

	<u>Girls</u>		<u>Boys</u>		<u>Girls+Boys</u>	
	N	%	N	%	N	%
Hasn't happened	71	86.6	63	85.1	134	85.9
Once or twice	7	8.5	7	9.5	14	9.0
2-3 times	0	0.0	1	1.4	1	0.6
Once a week	2	2.4	1	1.4	3	1.9
Several times/week	2	2.4	2	2.7	4	2.6
SUM	82		74		156	

Q14: In which class(es) is the student or students who bully you?

Computational basis: those bullied "once or twice" or more according to question 4

	<u>Girls</u>		<u>Boys</u>		<u>Girls+Boys</u>	
	N	%	N	%	N	%
In my class	12	57.1	8	44.4	20	51.3
Different class, same grade	6	28.6	6	33.3	12	30.8
In a higher grade	1	4.8	1	5.6	2	5.1
In a lower grade	0	0.0	0	0.0	0	0.0
In different grades	2	9.5	3	16.7	5	12.8
SUM	21		18		39	

Q15: Have you been bullied by boys or girls?

Computational basis: those bullied "once or twice" or more according to question 4

	<u>Girls</u>		<u>Boys</u>		<u>Girls+Boys</u>	
	N	%	N	%	N	%
Mainly by 1 girl	7	29.2	3	15.8	10	23.3
By several girls	0	0.0	1	5.3	1	2.3
Mainly by 1 boy	4	16.7	7	36.8	11	25.6
By several boys	6	25.0	5	26.3	11	25.6
Both boys and girls	7	29.2	3	15.8	10	23.3
SUM	24		19		43	

Q16: By how many students have you usually been bullied?

Computational basis: those bullied "once or twice" or more according to question 4

	<u>Girls</u>		<u>Boys</u>		<u>Girls+Boys</u>	
	N	%	N	%	N	%
Mainly by 1 student	13	59.1	11	64.7	24	61.5
By a group of 2-3 students	5	22.7	5	29.4	10	25.6
By a group of 4-9 students	1	4.5	0	0.0	1	2.6
By a group of more than 9	1	4.5	1	5.9	2	5.1
By different students/groups	2	9.1	0	0.0	2	5.1
SUM	22		17		39	

Q17: How long has the bullying lasted?

Computational basis: those bullied "2-3 times a month" or more according to question 4

	<u>Girls</u>		<u>Boys</u>		<u>Girls+Boys</u>	
	N	%	N	%	N	%
1 or 2 weeks	1	16.7	2	50.0	3	30.0
About a month	2	33.3	2	50.0	4	40.0
About 6 months	0	0.0	0	0.0	0	0.0
About a year	1	16.7	0	0.0	1	10.0
Several years	2	33.3	0	0.0	2	20.0
SUM	6		4		10	

Q18: Where have you been bullied?

Computational basis: those bullied "once or twice" or more according to question 4

	<u>Girls</u>		<u>Boys</u>		<u>Girls+Boys</u>	
	N	%	N	%	N	%
In the playground/athletic field	4	22.2	4	30.8	8	25.8
In the hallways/stairwells	12	57.1	6	42.9	18	51.4
In class (with teacher present)	13	68.4	6	42.9	19	57.6
In the classroom (teacher absent)	11	57.9	5	41.7	16	51.6
In the bathroom	2	11.1	3	23.1	5	16.1
In gym class/locker room/shower	3	17.6	8	53.3	11	34.4
In the lunch room	6	33.3	2	15.4	8	25.8
On the way to and from school	5	26.3	3	23.1	8	25.0
At the school bus stop	0	0.0	1	7.7	1	3.2
On the school bus	3	16.7	3	21.4	6	18.8
Somewhere else in school	6	33.3	6	50.0	12	40.0
SUM	65		47		112	

Q19: Have you told anyone that you have been bullied at school in the past couple of months?

Computational basis: those bullied "2-3 times a month" or more according to question 4

	<u>Girls</u>		<u>Boys</u>		<u>Girls+Boys</u>	
	N	%	N	%	N	%
Been bullied but not told anybody	1	16.7	2	25.0	3	21.4
Been bullied and told somebody	5	83.3	5	62.5	10	71.4
SUM	6		7		13	

Q19A: Who have you told that you have been bullied?

	<u>Girls</u>		<u>Boys</u>		<u>Girls+Boys</u>	
	N	%	N	%	N	%
Your class (home room) teacher	1	16.7	0	0.0	1	7.7
Another adult at school	2	33.3	0	0.0	2	15.4
Your parent(s)/guardian(s)	3	50.0	2	28.6	5	38.5
Your brother(s) or sister(s)	2	33.3	1	14.3	3	23.1
Your friend(s)	2	33.3	2	28.6	4	30.8
Somebody else	2	33.3	2	28.6	4	30.8
SUM	12		7		19	

Q20: How often do the teachers or other adults at school try to put a stop to it when a student is being bullied at school?

	<u>Girls</u>		<u>Boys</u>		<u>Girls+Boys</u>	
	N	%	N	%	N	%
Almost never	9	11.7	13	19.4	22	15.3
Once in a while	9	11.7	11	16.4	20	13.9
Sometimes	10	13.0	9	13.4	19	13.2
Often	19	24.7	15	22.4	34	23.6
Almost always	30	39.0	19	28.4	49	34.0
SUM	77		67		144	

Q21: How often do other students try to put a stop to it when a student is being bullied at school?

	<u>Girls</u>		<u>Boys</u>		<u>Girls+Boys</u>	
	N	%	N	%	N	%
Almost never	21	26.6	25	35.7	46	30.9
Once in a while	18	22.8	19	27.1	37	24.8
Sometimes	28	35.4	13	18.6	41	27.5
Often	5	6.3	6	8.6	11	7.4
Almost always	7	8.9	7	10.0	14	9.4
SUM	79		70		149	

Q22: Has any adult at home contacted the school to try to stop your being bullied at school in the past couple of months?

Computational basis: those bullied "2-3 times a month" or more according to question 4

	<u>Girls</u>		<u>Boys</u>		<u>Girls+Boys</u>	
	N	%	N	%	N	%
No, not contacted the school	6	100.0	6	100.0	12	100.0
Yes, once	0	0.0	0	0.0	0	0.0
Yes, several times	0	0.0	0	0.0	0	0.0
SUM	6		6		12	

Q23: When you see a student your age being bullied at school, what do you feel or think?

	<u>Girls</u>		<u>Boys</u>		<u>Girls+Boys</u>	
	N	%	N	%	N	%
He/she probably deserves it	3	3.8	6	8.3	9	6.0
Don't feel much	2	2.5	11	15.3	13	8.6
Feel a bit sorry	12	15.2	21	29.2	33	21.9
Feel sorry and want to help	62	78.5	34	47.2	96	63.6
SUM	79		72		151	

Q24: How often have you taken part in bullying another student(s) at school in the past couple of months?

	<u>Girls</u>		<u>Boys</u>		<u>Girls+Boys</u>	
	N	%	N	%	N	%
Not bullied	71	86.6	63	86.3	134	86.5
Once or twice	10	12.2	10	13.7	20	12.9
2-3 times	0	0.0	0	0.0	0	0.0
Once a week	1	1.2	0	0.0	1	0.6
Several times/week	0	0.0	0	0.0	0	0.0
SUM	82		73		155	

Q25: I called another student(s) mean names, made fun of and teased him or her in a hurtful way

	<u>Girls</u>		<u>Boys</u>		<u>Girls+Boys</u>	
	N	%	N	%	N	%
Hasn't happened	71	86.6	56	75.7	127	81.4
Once or twice	11	13.4	15	20.3	26	16.7
2-3 times	0	0.0	1	1.4	1	0.6
Once a week	0	0.0	0	0.0	0	0.0
Several times/week	0	0.0	2	2.7	2	1.3
SUM	82		74		156	

Q26: I kept him or her out of things on purpose, excluded him or her from my group of friends or completely ignored him or her

	<u>Girls</u>		<u>Boys</u>		<u>Girls+Boys</u>	
	N	%	N	%	N	%
Hasn't happened	77	93.9	63	85.1	140	89.7
Once or twice	5	6.1	11	14.9	16	10.3
2-3 times	0	0.0	0	0.0	0	0.0
Once a week	0	0.0	0	0.0	0	0.0
Several times/week	0	0.0	0	0.0	0	0.0
SUM	82		74		156	

Q27: I hit, kicked, pushed, and shoved him or her around or locked him or her indoors

	<u>Girls</u>		<u>Boys</u>		<u>Girls+Boys</u>	
	N	%	N	%	N	%
Hasn't happened	80	97.6	66	89.2	146	93.6
Once or twice	1	1.2	3	4.1	4	2.6
2-3 times	0	0.0	3	4.1	3	1.9
Once a week	0	0.0	1	1.4	1	0.6
Several times/week	1	1.2	1	1.4	2	1.3
SUM	82		74		156	

Q28: I spread false rumors about him or her and tried to make others dislike him or her

	<u>Girls</u>		<u>Boys</u>		<u>Girls+Boys</u>	
	N	%	N	%	N	%
Hasn't happened	79	96.3	68	91.9	147	94.2
Once or twice	3	3.7	4	5.4	7	4.5
2-3 times	0	0.0	1	1.4	1	0.6
Once a week	0	0.0	0	0.0	0	0.0
Several times/week	0	0.0	1	1.4	1	0.6
SUM	82		74		156	

Q29: I took money or other things from him or her or damaged his or her belongings

	<u>Girls</u>		<u>Boys</u>		<u>Girls+Boys</u>	
	N	%	N	%	N	%
Hasn't happened	82	100.0	70	94.6	152	97.4
Once or twice	0	0.0	4	5.4	4	2.6
2-3 times	0	0.0	0	0.0	0	0.0
Once a week	0	0.0	0	0.0	0	0.0
Several times/week	0	0.0	0	0.0	0	0.0
SUM	82		74		156	

Q30: I threatened or forced him or her to do things he or she didn't want to do

	<u>Girls</u>		<u>Boys</u>		<u>Girls+Boys</u>	
	N	%	N	%	N	%
Hasn't happened	80	97.6	70	94.6	150	96.2
Once or twice	2	2.4	2	2.7	4	2.6
2-3 times	0	0.0	1	1.4	1	0.6
Once a week	0	0.0	1	1.4	1	0.6
Several times/week	0	0.0	0	0.0	0	0.0
SUM	82		74		156	

Q31: I bullied him or her with mean names about his or her race or color

	<u>Girls</u>		<u>Boys</u>		<u>Girls+Boys</u>	
	N	%	N	%	N	%
Hasn't happened	81	98.8	67	90.5	148	94.9
Once or twice	1	1.2	4	5.4	5	3.2
2-3 times	0	0.0	1	1.4	1	0.6
Once a week	0	0.0	0	0.0	0	0.0
Several times/week	0	0.0	2	2.7	2	1.3
SUM	82		74		156	

Q32: I bullied him or her with mean names, comments, or gestures with a sexual meaning

	<u>Girls</u>		<u>Boys</u>		<u>Girls+Boys</u>	
	N	%	N	%	N	%
Hasn't happened	80	97.6	67	90.5	147	94.2
Once or twice	1	1.2	5	6.8	6	3.8
2-3 times	0	0.0	0	0.0	0	0.0
Once a week	1	1.2	0	0.0	1	0.6
Several times/week	0	0.0	2	2.7	2	1.3
SUM	82		74		156	

Q33: I bullied him or her in another way

	<u>Girls</u>		<u>Boys</u>		<u>Girls+Boys</u>	
	N	%	N	%	N	%
Hasn't happened	80	97.6	69	93.2	149	95.5
Once or twice	1	1.2	3	4.1	4	2.6
2-3 times	0	0.0	0	0.0	0	0.0
Once a week	1	1.2	0	0.0	1	0.6
Several times/week	0	0.0	2	2.7	2	1.3
SUM	82		74		156	

Q34: Has your class (home room) teacher or any other teacher talked with you about your bullying other students at school in the past couple of months?

Computational basis: those who have bullied others "2-3 times a month" or more according to question 24

	<u>Girls</u>		<u>Boys</u>		<u>Girls+Boys</u>	
	N	%	N	%	N	%
No, they haven't talked with me	0	0.0	0	0.0	0	0.0
Yes, they have once	1	100.0	0	0.0	1	100.0
Yes, they have several times	0	0.0	0	0.0	0	0.0
SUM	1		0		1	

Q35: Has any adult at home talked with you about your bullying other students at school in the past couple of months?

Computational basis: those who have bullied others "2-3 times a month" or more according to question 24

	<u>Girls</u>		<u>Boys</u>		<u>Girls+Boys</u>	
	N	%	N	%	N	%
No, they haven't talked with me	1	100.0	0	0.0	1	100.0
Yes, they have once	0	0.0	0	0.0	0	0.0
Yes, they have several times	0	0.0	0	0.0	0	0.0
SUM	1		0		1	

Q36: Do you think you could join in bullying a student whom you don't like?

	<u>Girls</u>		<u>Boys</u>		<u>Girls+Boys</u>	
	N	%	N	%	N	%
Yes	0	0.0	3	4.2	3	2.0
Yes, maybe	1	1.3	3	4.2	4	2.6
I don't know	12	15.0	21	29.2	33	21.7
No, I don't think so	12	15.0	5	6.9	17	11.2
No	13	16.3	15	20.8	28	18.4
Definitely no	42	52.5	25	34.7	67	44.1
SUM	80		72		152	

Q37: How do you usually react if you see or understand that a student your age is being bullied by other students?

	<u>Girls</u>		<u>Boys</u>		<u>Girls+Boys</u>	
	N	%	N	%	N	%
I have never noticed it	22	28.2	25	34.2	47	31.1
I take part in the bullying	1	1.3	2	2.7	3	2.0
I don't do it, but find it OK	0	0.0	3	4.1	3	2.0
I just watch what goes on	3	3.8	9	12.3	12	7.9
I ought to help	26	33.3	17	23.3	43	28.5
I try to help	26	33.3	17	23.3	43	28.5
SUM	78		73		151	

Q38: How often are you afraid of being bullied by other students in your school?

	<u>Girls</u>		<u>Boys</u>		<u>Girls+Boys</u>	
	N	%	N	%	N	%
Never	30	38.0	43	59.7	73	48.3
Seldom	18	22.8	15	20.8	33	21.9
Sometimes	17	21.5	9	12.5	26	17.2
Fairly often	5	6.3	2	2.8	7	4.6
Often	2	2.5	2	2.8	4	2.6
Very often	7	8.9	1	1.4	8	5.3
SUM	79		72		151	

Q39: Overall, how much do you think your class (home room) teacher has done to counteract bullying in the past couple of months?

	<u>Girls</u>		<u>Boys</u>		<u>Girls+Boys</u>	
	N	%	N	%	N	%
Little or nothing	12	16.0	17	24.3	29	20.0
Fairly little somewhat	9	12.0	13	18.6	22	15.2
A good deal	12	16.0	14	20.0	26	17.9
Much	26	34.7	14	20.0	40	27.6
	16	21.3	12	17.1	28	19.3
SUM	75		70		145	