



SEATTLE PUBLIC SCHOOLS

**SAFE SCHOOLS
HEALTHY STUDENTS INITIATIVE**

OLWEUS BULLYING SURVEY REPORT

**McClure Middle
School**

November, 2003

McClure Middle School

RESPONSE SUMMARY

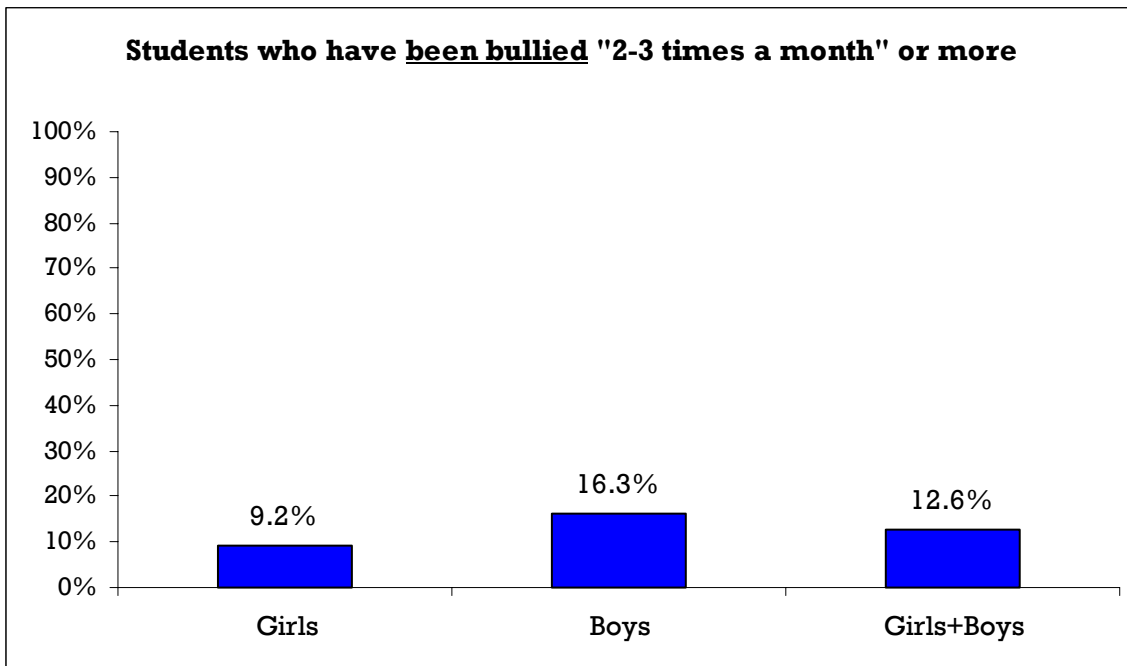
Total Number of Completed Surveys: 374

Number of Girls Completing Survey: 195 (52.0%)

Number of Boys Completing Survey: 179 (48.0%)

Overall School Response Rate: 64.0%

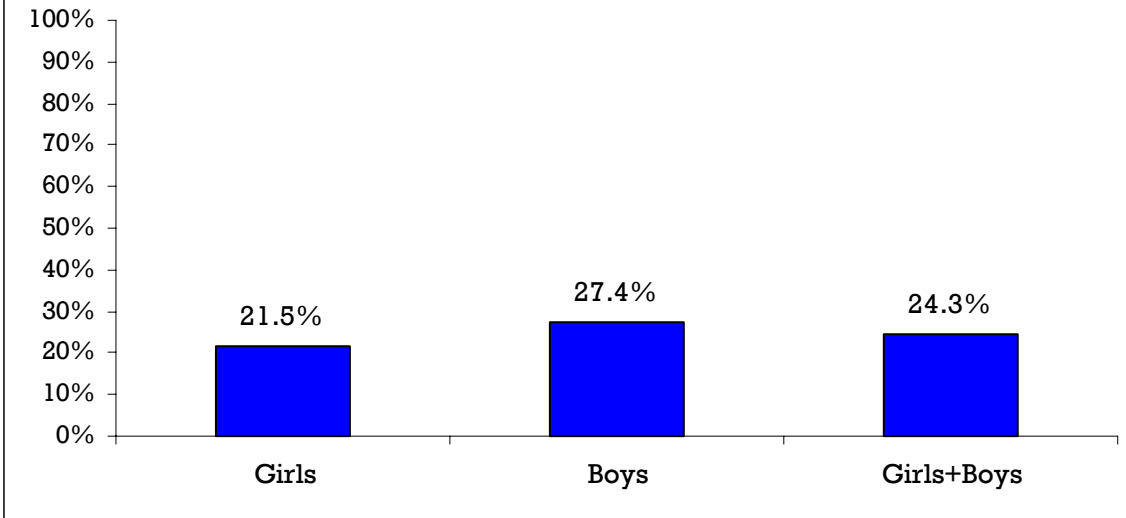
BULLY/VICTIM PROBLEMS IN GENERAL



	Girls	Boys	Girls+Boys
Total	195	178	373
Not Bullied	177	149	326
Bullied	18	29	47
% Bullied	9.2	16.3	12.6

Based on responses to Q4 (see general frequencies section of grade reports)

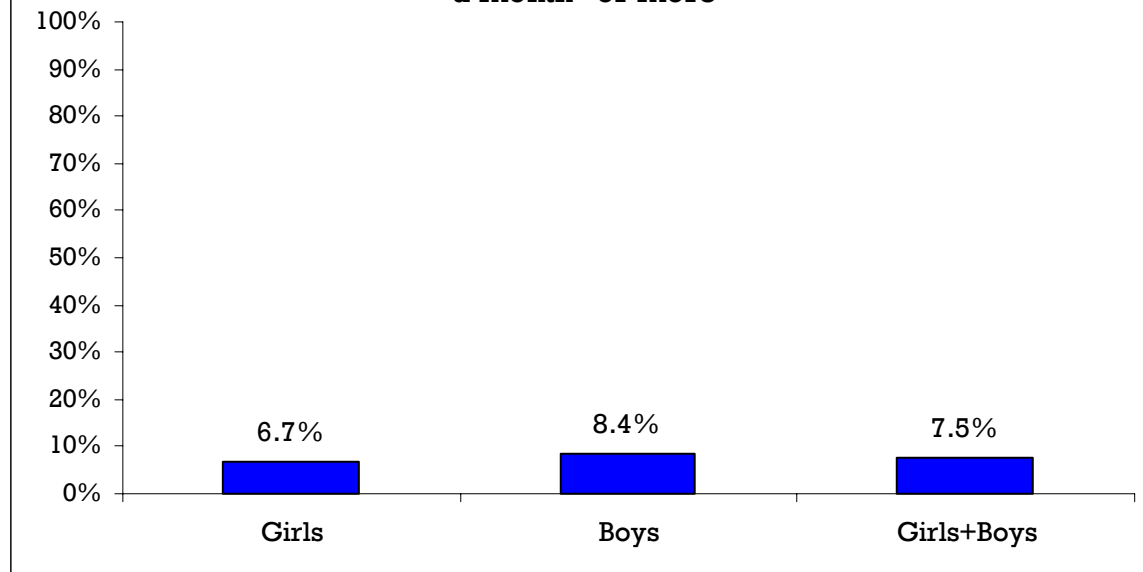
**Students who have been bullied "2-3 times a month" or more
(Alternative Computational Method)**



	Girls	Boys	Girls+Boys
Total	195	179	374
Not Bullied	153	130	283
Bullied	42	49	91
% Bullied	21.5	27.4	24.3

According to at least one of Q4-Q13 (see general frequencies section of grade reports)

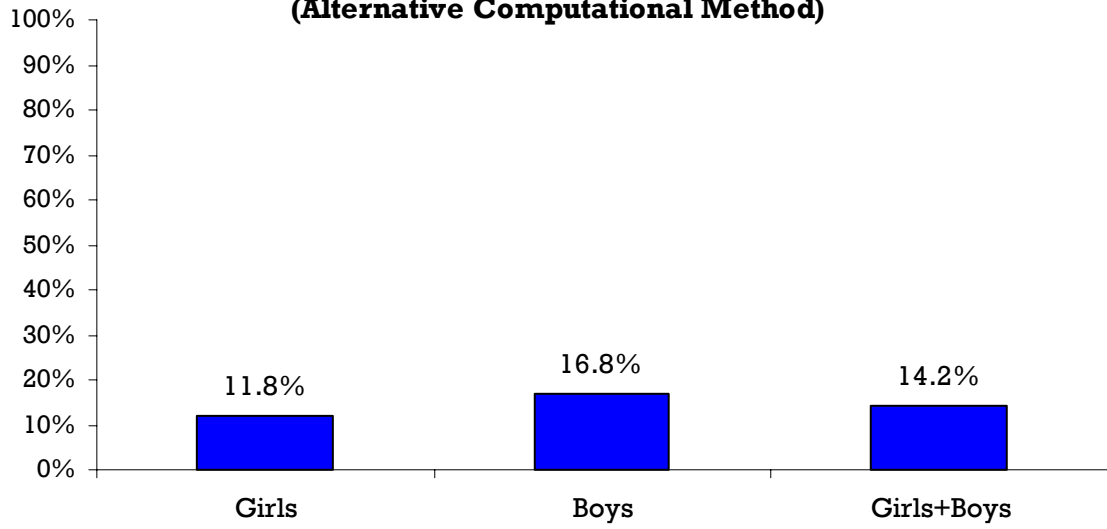
**Students who have bullied other students "2-3 times
a month" or more**



	Girls	Boys	Girls+Boys
Total	194	178	372
Not Bullied	181	163	344
Bullied	13	15	28
% Bullied	6.7	8.4	7.5

Based on responses to Q24 (see general frequencies section of grade reports)

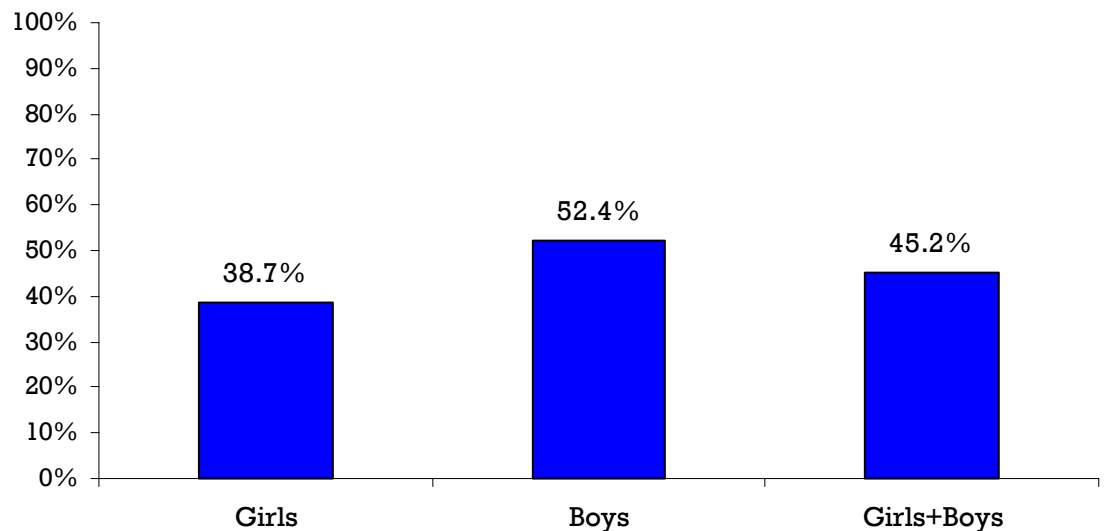
**Students who have bullied other students "2-3 times a month" or more
(Alternative Computational Method)**



	Girls	Boys	Girls+Boys
Total	195	179	374
Not Bullied	172	149	321
Bullied	23	30	53
% Bullied	11.8	16.8	14.2

According to at least one of Q24-Q33 (see general frequencies section of report)

**Overall, how much do you think your home room teacher has done to counteract bullying in the past couple of months?
(Students responding "little or nothing" or "fairly little")**



<u>Girls</u>		<u>Boys</u>		<u>Girls+Boys</u>	
N	%	N	%	N	%
70	38.7	87	52.4	157	45.2