

SEATTLE PUBLIC SCHOOLS

**SAFE SCHOOLS
HEALTHY STUDENTS INITIATIVE**

OLWEUS BULLYING SURVEY REPORT

**Hamilton Middle
School**

Grade 8

August, 2003

Table of Contents

<u>Section</u>	<u>Page</u>
Response Summary	3
Bully/Victim Problems in General	3-6
Feelings and Attitudes Regarding Bullying.....	7
How Others React.....	8-11
Friends and General (Dis)Satisfaction with School.....	11-12
General Frequencies.....	12-21

Hamilton Middle School
GRADE 8 RESPONSE SUMMARY

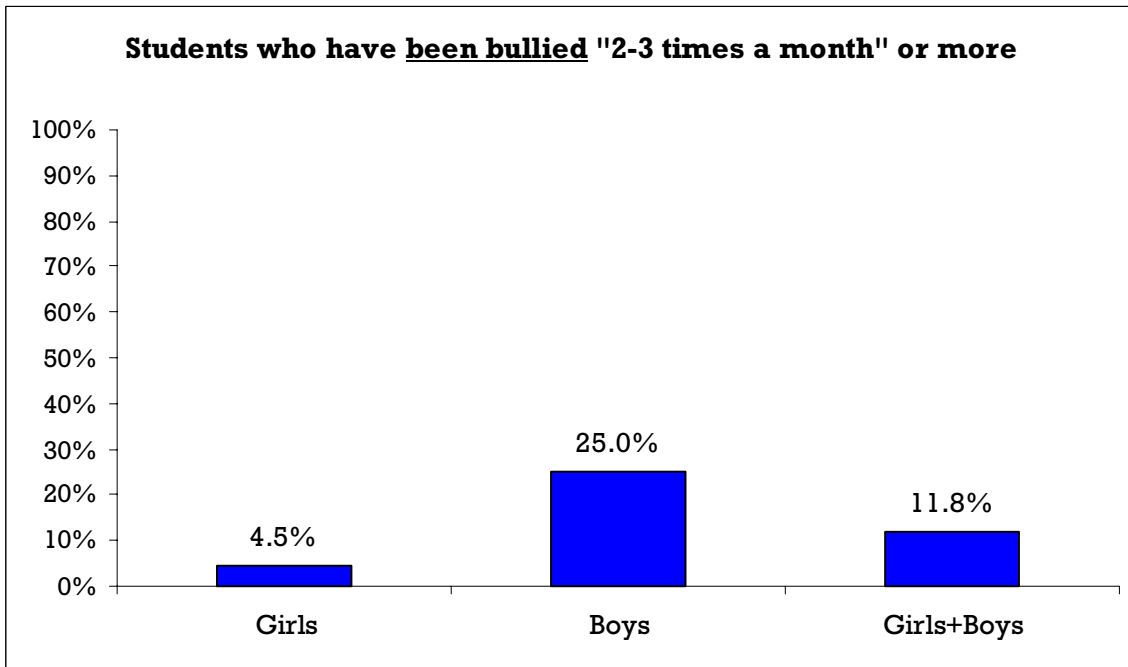
Total Number of Completed Surveys: 34

Number of Girls Completing Survey: 22 (65.0%)

Number of Boys Completing Survey: 12 (35.0%)

Overall Grade Response Rate: 13.5%
 (# responded/school grade enrollment)

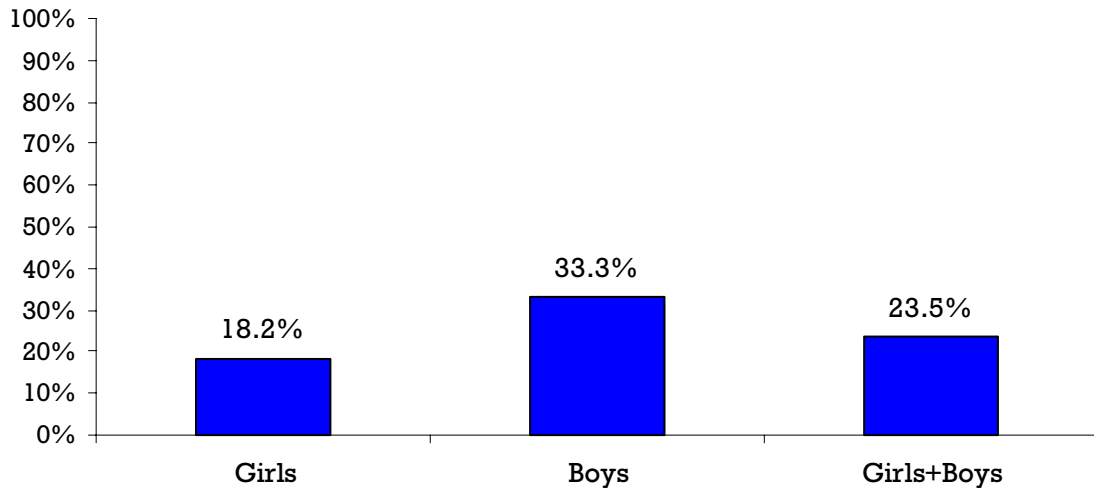
BULLY/VICTIM PROBLEMS IN GENERAL



	Girls	Boys	Girls+Boys
Total	22	12	34
Not Bullied	21	9	30
Bullied	1	3	4
% Bullied	4.5	25.0	11.8

Based on responses to Q4 (see general frequencies section of report)
 Any following calculations of students who have been bullied rely on this distribution

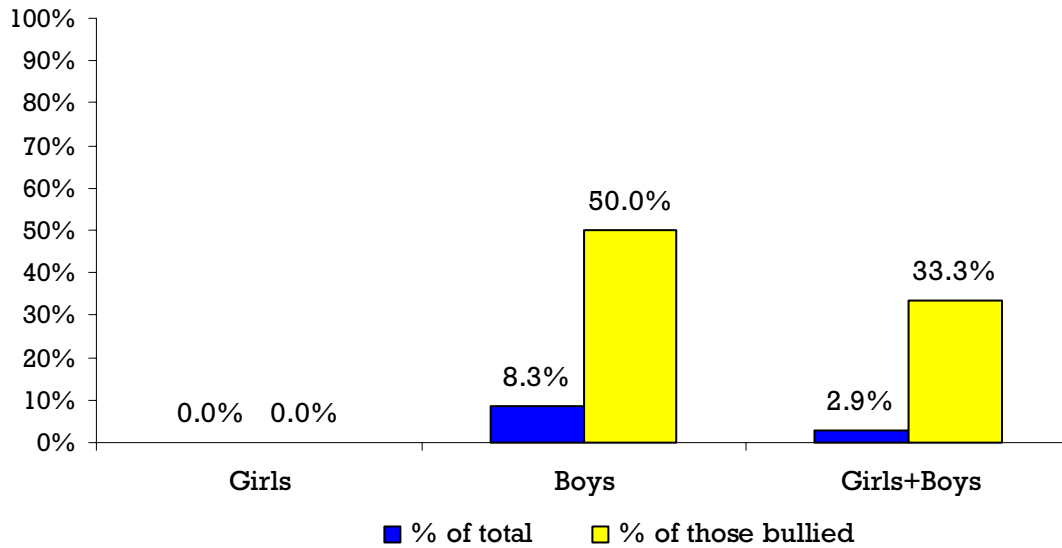
**Students who have been bullied "2-3 times a month" or more
(Alternative Computational Method)**



	Girls	Boys	Girls+Boys
Total	22	12	34
Not Bullied	18	8	26
Bullied	4	4	8
% Bullied	18.2	33.3	23.5

According to at least one of Q4-Q13 (see general frequencies section of report)

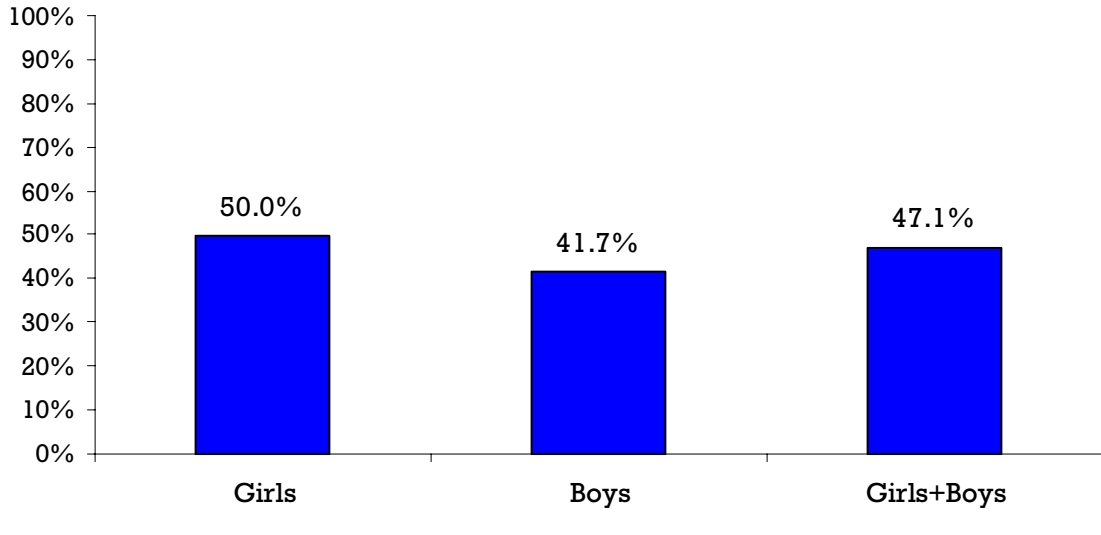
**Students who have been bullied "one year or more"
(Of students bullied "2-3 times a month" or more)**



	Girls		Boys		Girls+Boys	
	N	%	N	%	N	%
% of total	0	0.0	1	8.3	1	2.9
% of those bullied	0	0.0	1	50.0	1	33.3

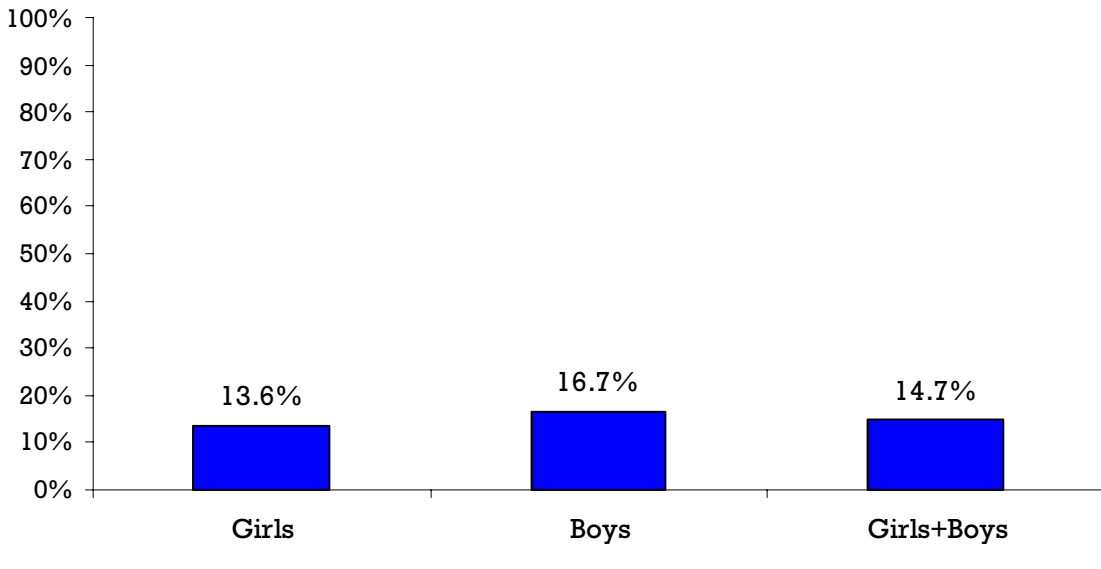
**Students who feel afraid of being bullied by other students
in the school**

(Students who respond "sometimes", "fairly often", "often" or "very often")



	Girls	Boys	Girls+Boys
Total	11	5	16
Percent	50.0	41.7	47.1

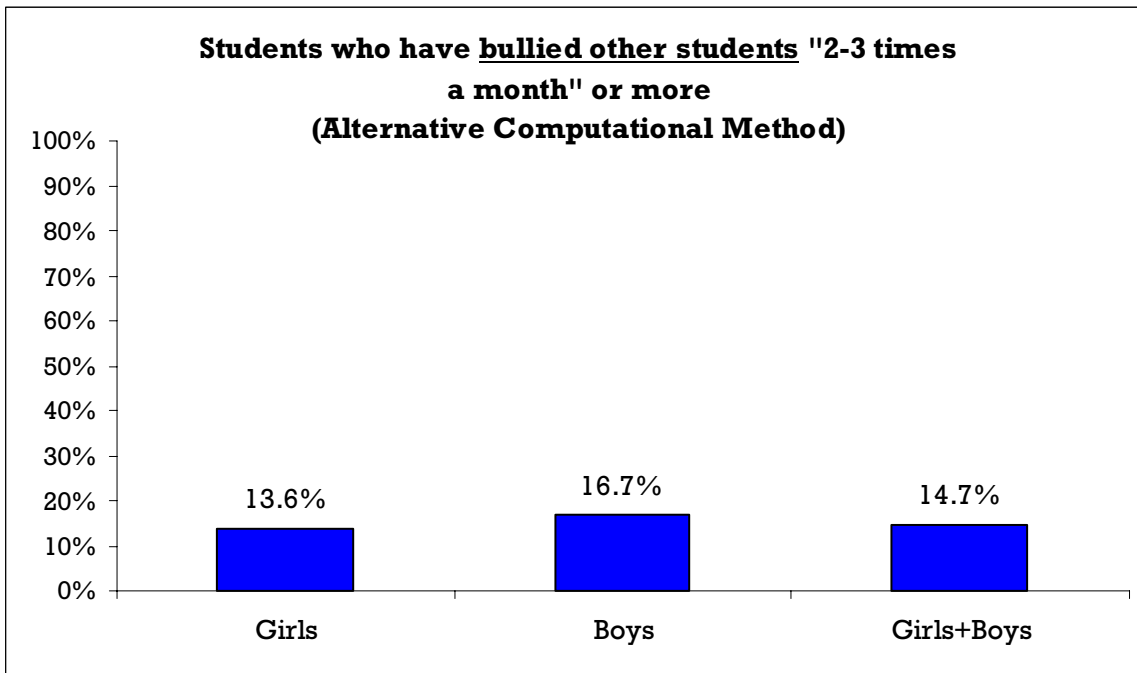
**Students who have bullied other students "2-3 times
a month" or more**



	Girls	Boys	Girls+Boys
Total	22	12	34
Not Bullied	19	10	29
Bullied	3	2	5
% Bullied	13.6	16.7	14.7

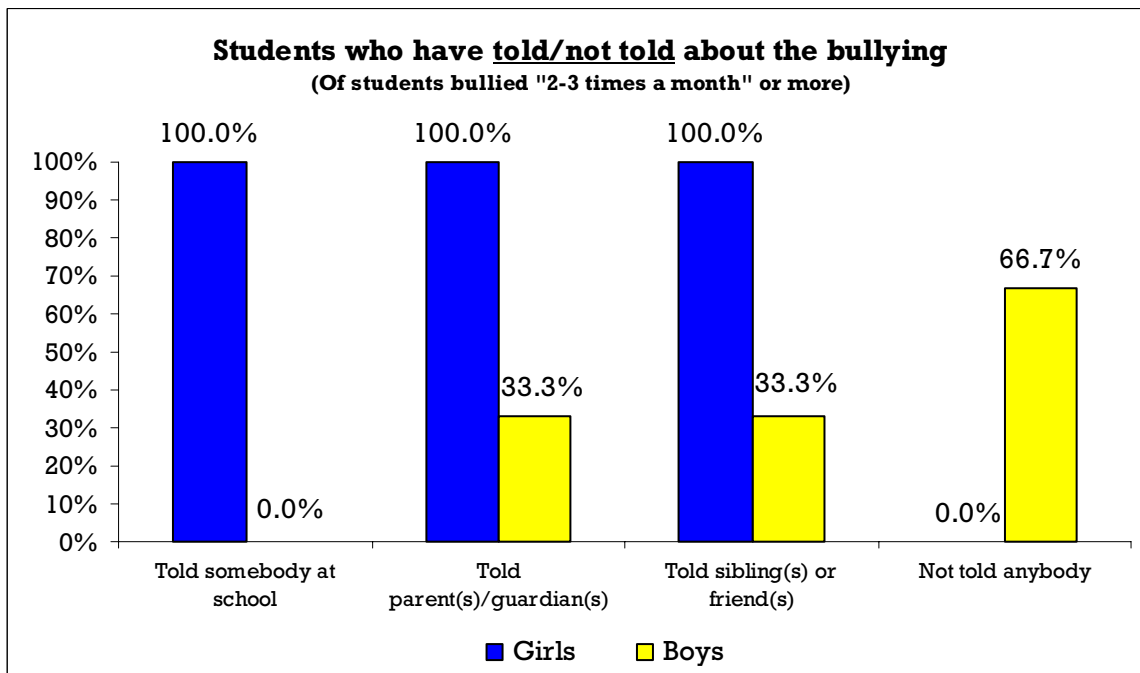
Based on responses to Q24 (see general frequencies section of report)

Any following calculations of students who have bullied rely on this distribution



	Girls	Boys	Girls+Boys
Total	22	12	34
Not Bullied	19	10	29
Bullied	3	2	5
% Bullied	13.6	16.7	14.7

According to at least one of Q24-Q33 (see general frequencies section of report)

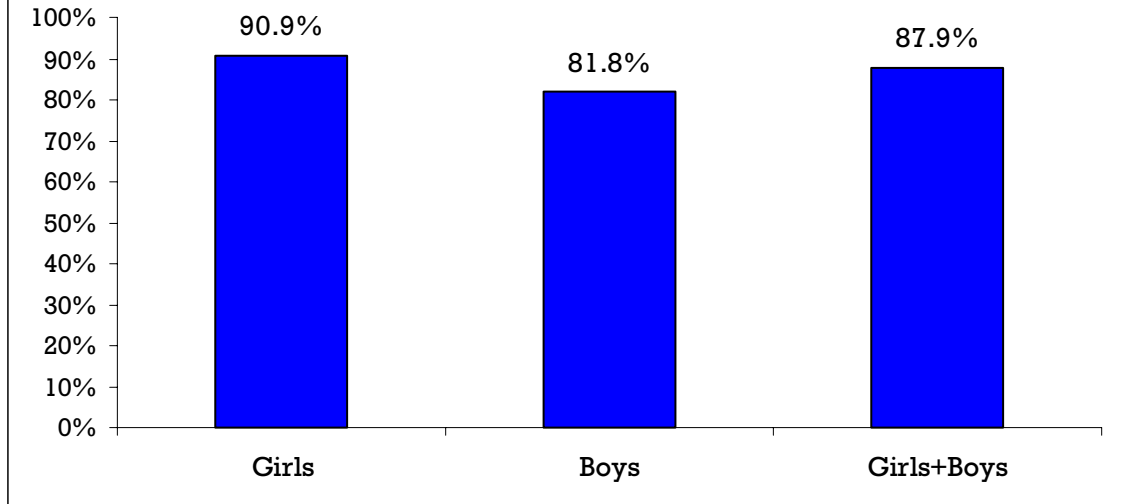


	Girls		Boys		Girls+Boys	
	N	%	N	%	N	%
Told somebody at school	1/1	100.0	0/3	0.0	1	25.0
Told parent(s)/guardian(s)	1/1	100.0	1/3	33.3	2	50.0
Told sibling(s) or friend(s)	1/1	100.0	1/3	33.3	2	50.0
Not told anybody	0/1	0.0	2/3	66.7	2	50.0

FEELINGS AND ATTITUDES REGARDING BULLYING

**When you see a student your age being bullied at school,
what do you feel or think?**

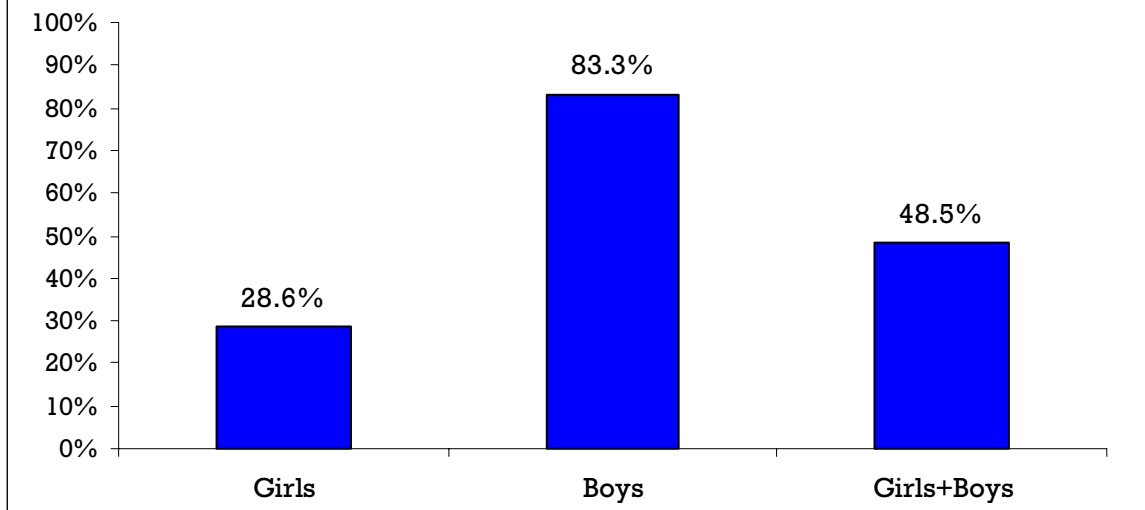
(Students who "feel a bit sorry" or "feel sorry and want to help")



<u>Girls</u>		<u>Boys</u>		<u>Girls+Boys</u>	
N	%	N	%	N	%
20	90.9	9	81.8	29	87.9

**Do you think you could join in bullying a student
whom you don't like?**

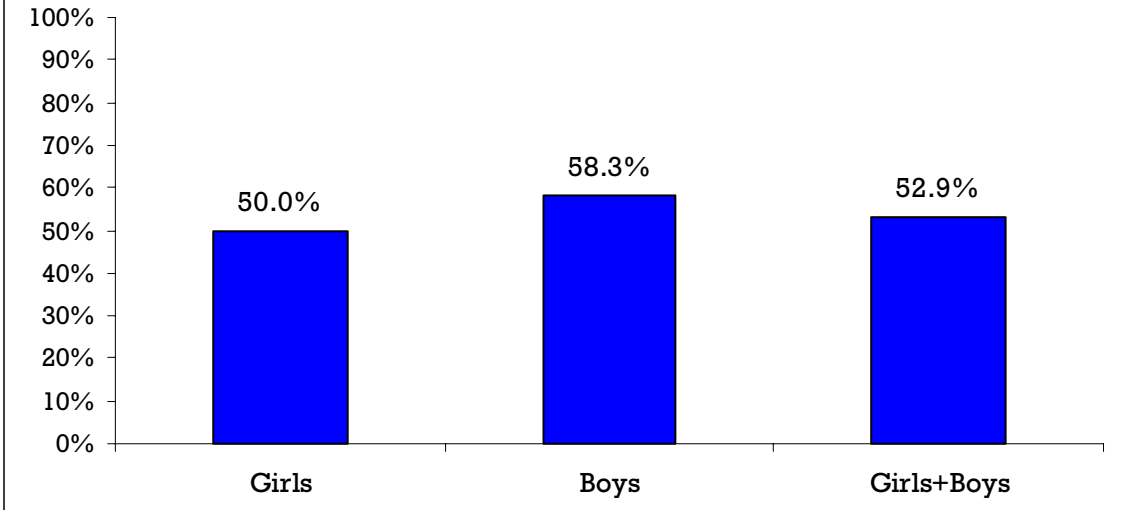
(Students responding "yes", "yes, maybe" or "I do not know")



<u>Girls</u>		<u>Boys</u>		<u>Girls+Boys</u>	
N	%	N	%	N	%
6	28.6	10	83.3	16	48.5

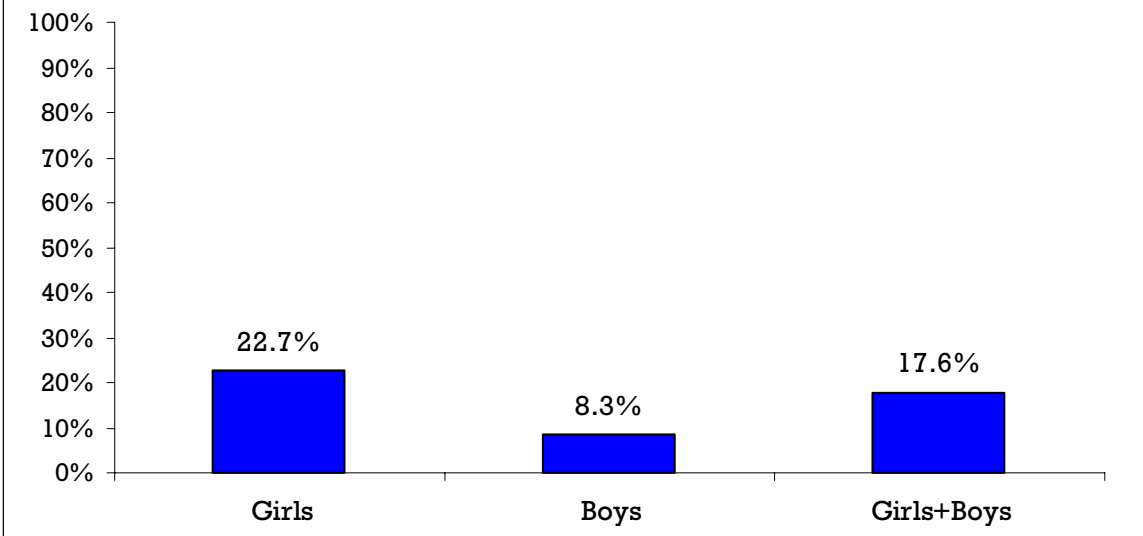
HOW OTHERS REACT

How often do the teachers or other adults at school try to put a stop to it when a student is being bullied at school?
(Students responding "often" or "almost always")



<u>Girls</u>		<u>Boys</u>		<u>Girls+Boys</u>	
N	%	N	%	N	%
11	50.0	7	58.3	18	52.9

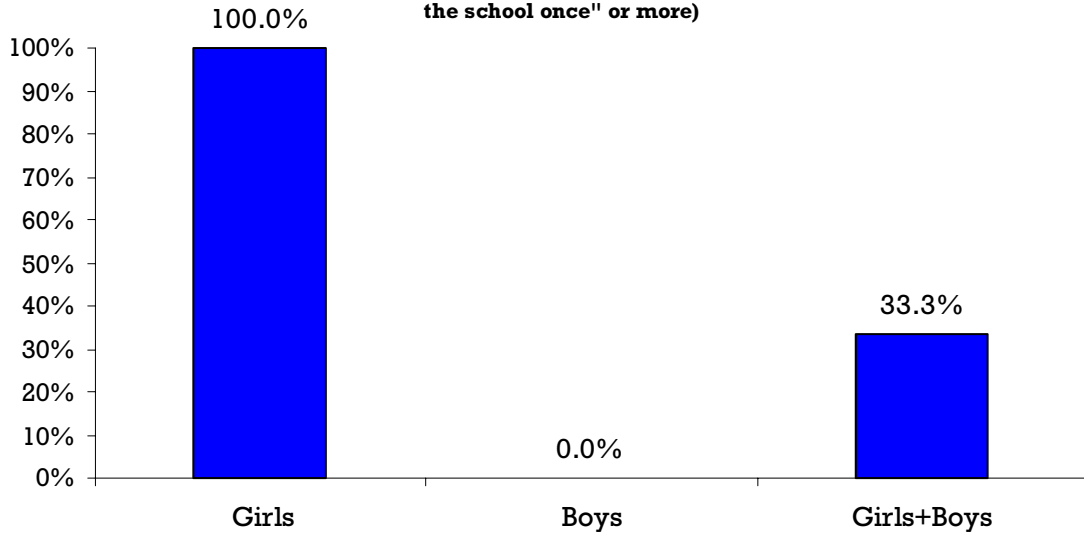
How often do other students try to put a stop to it when a student is being bullied at school?
(Students responding "often" or "almost always")



<u>Girls</u>		<u>Boys</u>		<u>Girls+Boys</u>	
N	%	N	%	N	%
5	22.7	1	8.3	6	17.6

Has any adult at home contacted the school to try to stop your being bullied at school in the past couple of months?

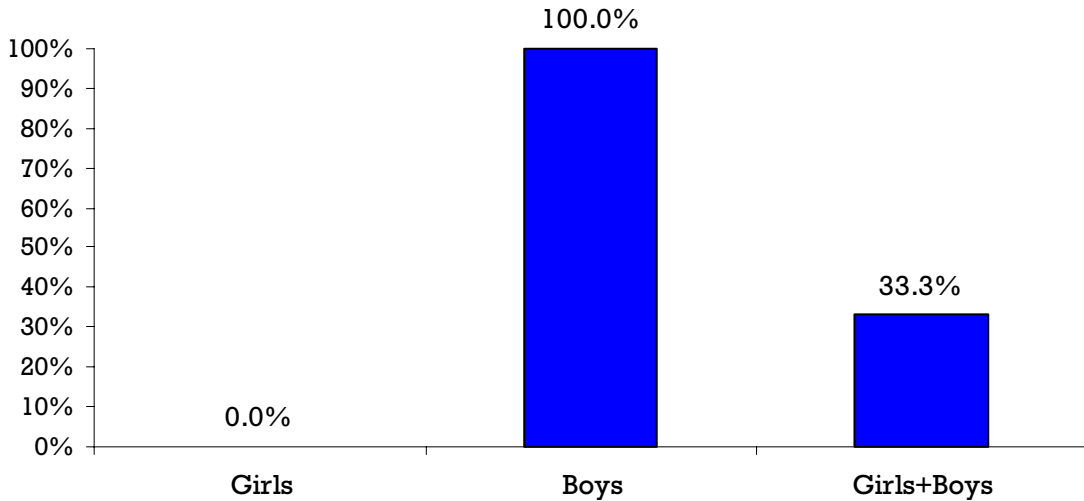
(Students who "have been bullied" responding "they have contacted the school once" or more)



<u>Girls</u>		<u>Boys</u>		<u>Girls+Boys</u>	
N	%	N	%	N	%
1/1	100.0	0/2	0.0	1	33.3

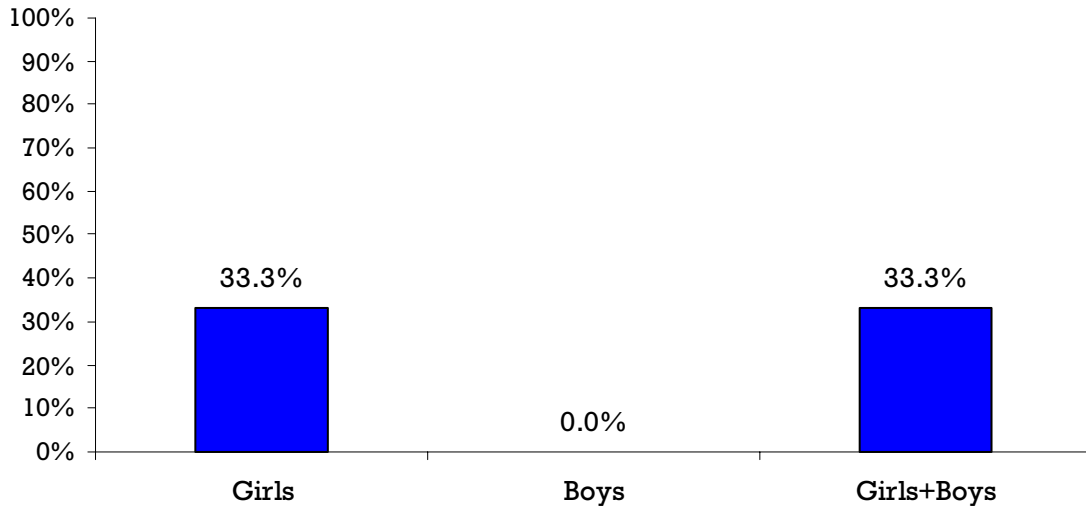
Has your home room teacher or any other teacher talked with you about your bullying other students at school in the past couple of months?

(Students who "have bullied" responding "they have talked with me once" or more)



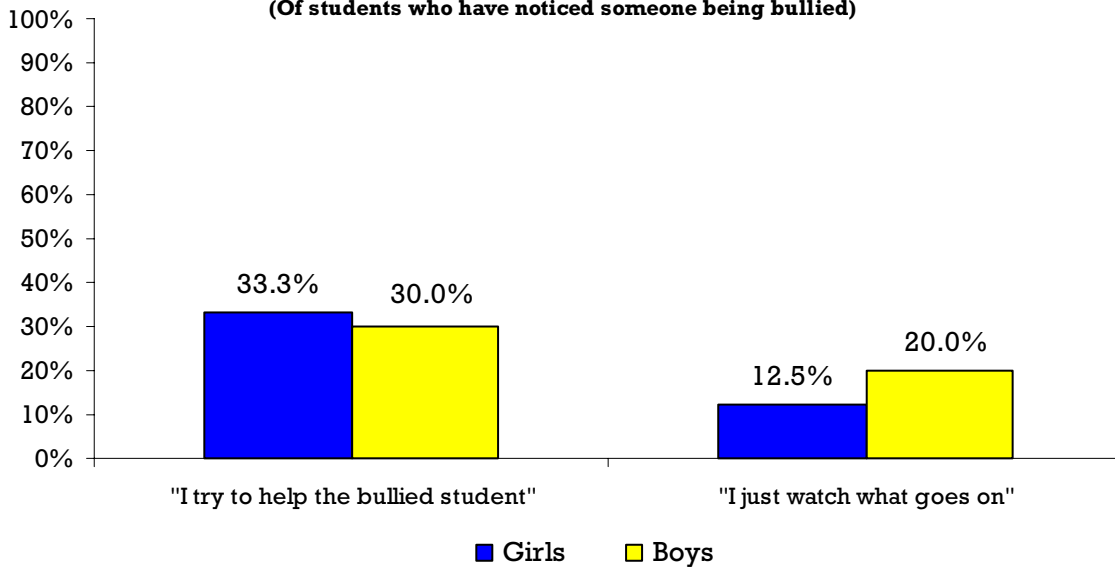
<u>Girls</u>		<u>Boys</u>		<u>Girls+Boys</u>	
N	%	N	%	N	%
0/2	0.0	1/1	100.0	1	33.3

Has any adult at home talked with you about your bullying other students at school in the past couple of months?
 (Students who "have bullied" responding "those at home have talked with me once" or more)



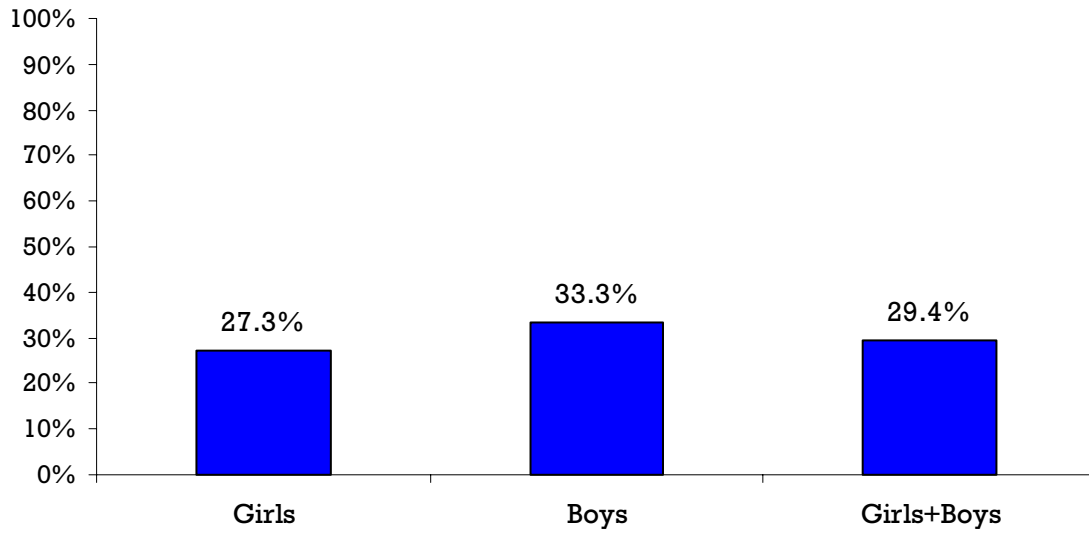
<u>Girls</u>		<u>Boys</u>		<u>Girls+Boys</u>	
N	%	N	%	N	%
1/3	33.3	0/0	0.0	1	33.3

How do you usually react if you see or understand that a student your age is being bullied by other students?
 (Of students who have noticed someone being bullied)



	<u>Girls</u>		<u>Boys</u>		<u>Girls+Boys</u>	
	N	%	N	%	N	%
I try to help the bullied student	5	33.3	3	30.0	8	32.0
I just watch what goes on	2	12.5	2	20.0	4	15.4

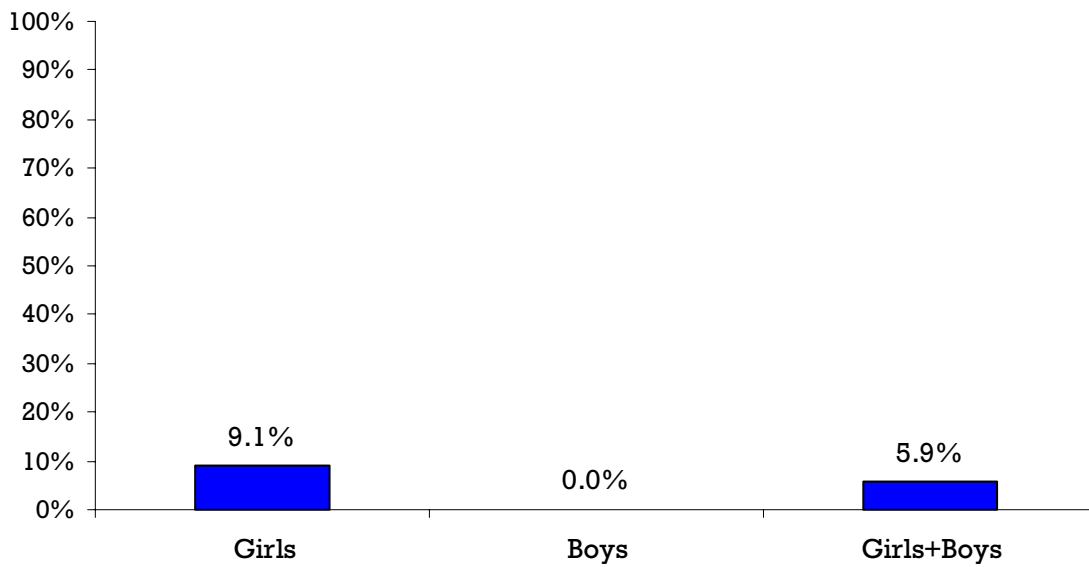
Overall, how much do you think your home room teacher has done to counteract bullying in the past couple of months?
 (Students responding "little or nothing" or "fairly little")



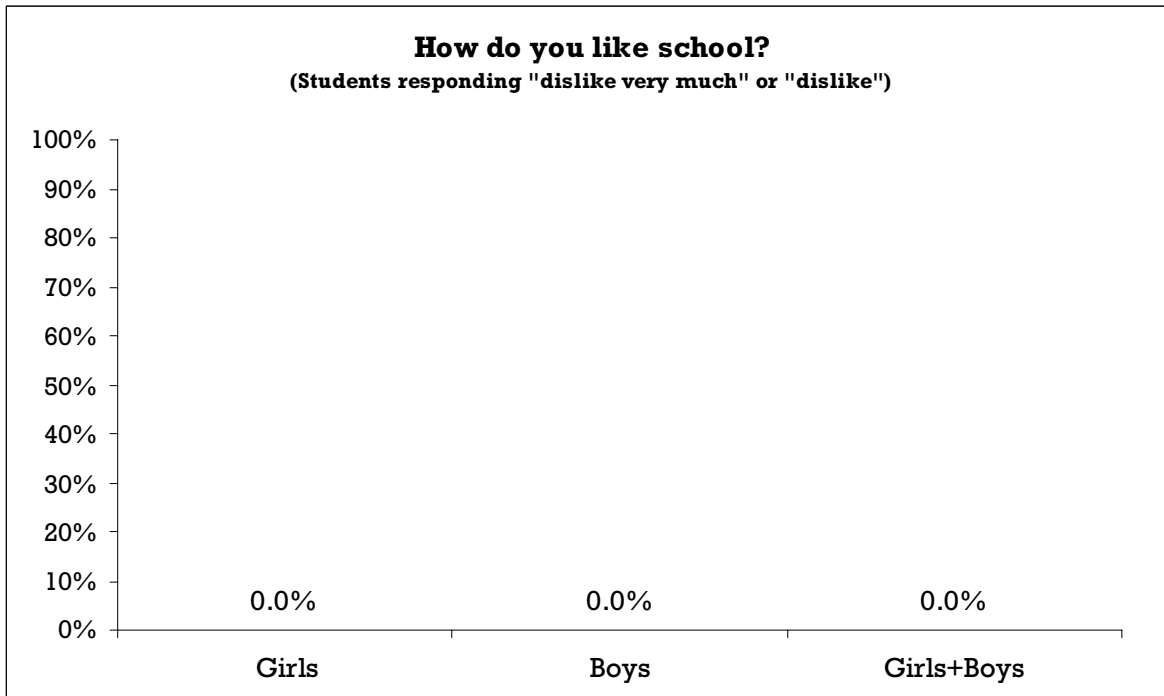
<u>Girls</u>		<u>Boys</u>		<u>Girls+Boys</u>	
N	%	N	%	N	%
6	27.3	4	33.3	10	29.4

FRIENDS AND GENERAL (DIS)SATISFACTION WITH SCHOOL

How many good friends do you have in your class(es)?
 (Students responding "none" or "1 good friend")



<u>Girls</u>		<u>Boys</u>		<u>Girls+Boys</u>	
N	%	N	%	N	%
2	9.1	0	0.0	2	5.9



<u>Girls</u>		<u>Boys</u>		<u>Girls+Boys</u>	
N	%	N	%	N	%
0	0.0	0	0.0	0	0.0

GENERAL FREQUENCIES

Q1: How do you like school?

	<u>Girls</u>		<u>Boys</u>		<u>Girls+Boys</u>	
	N	%	N	%	N	%
Dislike very much	0	0.0	0	0.0	0	0.0
Dislike	0	0.0	0	0.0	0	0.0
Neither like nor dislike	5	22.7	5	41.7	10	29.4
Like school	15	68.2	6	50.0	21	61.8
Like very much	2	9.1	1	8.3	3	8.8
SUM	22		12		34	

Q2: Are you a boy or a girl? (frequencies reported on page 3 of this report)

Q3: How many good friends do you have in your class(es)?

	<u>Girls</u>		<u>Boys</u>		<u>Girls+Boys</u>	
	N	%	N	%	N	%
None	0	0.0	0	0.0	0	0.0
1 good friend	2	9.1	0	0.0	2	5.9
2-3 good friends	8	36.4	6	50.0	14	41.2
4-5 good friends	4	18.2	3	25.0	7	20.6
6+ good friends	8	36.4	3	25.0	11	32.4
SUM	22		12		34	

Q4: How often have you been bullied at school in the past couple of months?

	<u>Girls</u>		<u>Boys</u>		<u>Girls+Boys</u>	
	N	%	N	%	N	%
Not been bullied	17	77.3	7	58.3	24	70.6
Once or twice	4	18.2	2	16.7	6	17.6
2-3 times	0	0.0	1	8.3	1	2.9
Once a week	0	0.0	1	8.3	1	2.9
Several times/week	1	4.5	1	8.3	2	5.9
SUM	22		12		34	

Q5: I was called mean names, was made fun of and teased in a hurtful way

	<u>Girls</u>		<u>Boys</u>		<u>Girls+Boys</u>	
	N	%	N	%	N	%
Hasn't happened	15	68.2	7	58.3	22	64.7
Once or twice	6	27.3	2	16.7	8	23.5
2-3 times	0	0.0	1	8.3	1	2.9
Once a week	0	0.0	1	8.3	1	2.9
Several times/week	1	4.5	1	8.3	2	5.9
SUM	22		12		34	

Q6: Other students kept me out of things on purpose, excluded me from their group of friends or completely ignored me

	<u>Girls</u>		<u>Boys</u>		<u>Girls+Boys</u>	
	N	%	N	%	N	%
Hasn't happened	15	68.2	10	83.3	25	73.5
Once or twice	7	31.8	0	0.0	7	20.6
2-3 times	0	0.0	1	8.3	1	2.9
Once a week	0	0.0	1	8.3	1	2.9
Several times/week	0	0.0	0	0.0	0	0.0
SUM	22		12		34	

Q7: I was hit, kicked, pushed, shoved around or locked indoors

	<u>Girls</u>		<u>Boys</u>		<u>Girls+Boys</u>	
	N	%	N	%	N	%
Hasn't happened	17	77.3	8	66.7	25	73.5
Once or twice	5	22.7	3	25.0	8	23.5
2-3 times	0	0.0	0	0.0	0	0.0
Once a week	0	0.0	1	8.3	1	2.9
Several times/week	0	0.0	0	0.0	0	0.0
SUM	22		12		34	

Q8: Other students told lies or spread false rumors about me and tried to make others dislike me

	<u>Girls</u>		<u>Boys</u>		<u>Girls+Boys</u>	
	N	%	N	%	N	%
Hasn't happened	15	68.2	9	75.0	24	70.6
Once or twice	6	27.3	2	16.7	8	23.5
2-3 times	0	0.0	0	0.0	0	0.0
Once a week	0	0.0	0	0.0	0	0.0
Several times/week	1	4.5	1	8.3	2	5.9
SUM	22		12		34	

Q9: I had money or other things taken away from me or damaged

	<u>Girls</u>		<u>Boys</u>		<u>Girls+Boys</u>	
	N	%	N	%	N	%
Hasn't happened	15	68.2	11	91.7	26	76.5
Once or twice	7	31.8	1	8.3	8	23.5
2-3 times	0	0.0	0	0.0	0	0.0
Once a week	0	0.0	0	0.0	0	0.0
Several times/week	0	0.0	0	0.0	0	0.0
SUM	22		12		34	

Q10: I was threatened or forced to do things I didn't want to do

	<u>Girls</u>		<u>Boys</u>		<u>Girls+Boys</u>	
	N	%	N	%	N	%
Hasn't happened	20	90.9	11	91.7	31	91.2
Once or twice	2	9.1	1	8.3	3	8.8
2-3 times	0	0.0	0	0.0	0	0.0
Once a week	0	0.0	0	0.0	0	0.0
Several times/week	0	0.0	0	0.0	0	0.0
SUM	22		12		34	

Q11: I was bullied with mean names or comments about my race or color

	<u>Girls</u>		<u>Boys</u>		<u>Girls+Boys</u>	
	N	%	N	%	N	%
Hasn't happened	17	77.3	11	91.7	28	82.4
Once or twice	5	22.7	1	8.3	6	17.6
2-3 times	0	0.0	0	0.0	0	0.0
Once a week	0	0.0	0	0.0	0	0.0
Several times/week	0	0.0	0	0.0	0	0.0
SUM	22		12		34	

Q12: I was bullied with mean names, comments, or gestures with a sexual meaning

	<u>Girls</u>		<u>Boys</u>		<u>Girls+Boys</u>	
	N	%	N	%	N	%
Hasn't happened	20	90.9	9	75.0	29	85.3
Once or twice	1	4.5	2	16.7	3	8.8
2-3 times	0	0.0	0	0.0	0	0.0
Once a week	1	4.5	0	0.0	1	2.9
Several times/week	0	0.0	1	8.3	1	2.9
SUM	22		12		34	

Q13: I was bullied in another way

	<u>Girls</u>		<u>Boys</u>		<u>Girls+Boys</u>	
	N	%	N	%	N	%
Hasn't happened	18	81.8	9	75.0	27	79.4
Once or twice	3	13.6	2	16.7	5	14.7
2-3 times	0	0.0	0	0.0	0	0.0
Once a week	0	0.0	1	8.3	1	2.9
Several times/week	1	4.5	0	0.0	1	2.9
SUM	22		12		34	

Q14: In which class(es) is the student or students who bully you?

Computational basis: those bullied "once or twice" or more according to question 4

	<u>Girls</u>		<u>Boys</u>		<u>Girls+Boys</u>	
	N	%	N	%	N	%
In my class	2	66.7	1	33.3	3	50.0
Different class, same grade	0	0.0	1	33.3	1	16.7
In a higher grade	0	0.0	1	33.3	1	16.7
In a lower grade	0	0.0	0	0.0	0	0.0
In different grades	1	33.3	0	0.0	1	16.7
SUM	3		3		6	

Q15: Have you been bullied by boys or girls?

Computational basis: those bullied "once or twice" or more according to question 4

	<u>Girls</u>		<u>Boys</u>		<u>Girls+Boys</u>	
	N	%	N	%	N	%
Mainly by 1 girl	0	0.0	0	0.0	0	0.0
By several girls	1	20.0	0	0.0	1	12.5
Mainly by 1 boy	1	20.0	1	33.3	2	25.0
By several boys	2	40.0	1	33.3	3	37.5
Both boys and girls	1	20.0	1	33.3	2	25.0
SUM	5		3		8	

Q16: By how many students have you usually been bullied?

Computational basis: those bullied "once or twice" or more according to question 4

	<u>Girls</u>		<u>Boys</u>		<u>Girls+Boys</u>	
	N	%	N	%	N	%
Mainly by 1 student	3	60.0	1	33.3	4	50.0
By a group of 2-3 students	1	20.0	1	33.3	2	25.0
By a group of 4-9 students	1	20.0	0	0.0	1	12.5
By a group of more than 9	0	0.0	0	0.0	0	0.0
By different students/groups	0	0.0	1	33.3	1	12.5
SUM	5		3		8	

Q17: How long has the bullying lasted?

Computational basis: those bullied "2-3 times a month" or more according to question 4

	<u>Girls</u>		<u>Boys</u>		<u>Girls+Boys</u>	
	N	%	N	%	N	%
1 or 2 weeks	0	0.0	0	0.0	0	0.0
About a month	1	100.0	0	0.0	1	33.3
About 6 months	0	0.0	1	50.0	1	33.3
About a year	0	0.0	1	50.0	1	33.3
Several years	0	0.0	0	0.0	0	0.0
SUM	1		2		3	

Q18: Where have you been bullied?

Computational basis: those bullied "once or twice" or more according to question 4

	<u>Girls</u>		<u>Boys</u>		<u>Girls+Boys</u>	
	N	%	N	%	N	%
In the playground/athletic field	1	25.0	1	50.0	2	33.3
In the hallways/stairwells	3	75.0	2	100.0	5	83.3
In class (with teacher present)	1	20.0	1	50.0	2	28.6
In the classroom (teacher absent)	1	25.0	2	100.0	3	50.0
In the bathroom	0	0.0	1	50.0	1	16.7
In gym class/locker room/shower	0	0.0	2	100.0	2	33.3
In the lunch room	1	20.0	0	0.0	1	14.3
On the way to and from school	2	50.0	0	0.0	2	33.3
At the school bus stop	1	20.0	0	0.0	1	16.7
On the school bus	0	0.0	1	100.0	1	16.7
Somewhere else in school	1	20.0	1	50.0	2	28.6
SUM	11		11		22	

Q19: Have you told anyone that you have been bullied at school in the past couple of months?

Computational basis: those bullied "2-3 times a month" or more according to question 4

	<u>Girls</u>		<u>Boys</u>		<u>Girls+Boys</u>	
	N	%	N	%	N	%
Been bullied but not told anybody	0	0.0	2	66.7	2	50.0
Been bullied and told somebody	1	100.0	1	33.3	2	50.0
SUM	1		3		4	

Q19A: Who have you told that you have been bullied?

	<u>Girls</u>		<u>Boys</u>		<u>Girls+Boys</u>	
	N	%	N	%	N	%
Your class (home room) teacher	0	0.0	0	0.0	0	0.0
Another adult at school	1	100.0	0	0.0	1	25.0
Your parent(s)/guardian(s)	1	100.0	1	33.3	2	50.0
Your brother(s) or sister(s)	1	100.0	1	33.3	2	50.0
Your friend(s)	1	100.0	1	33.3	2	50.0
Somebody else	0	0.0	0	0.0	0	0.0
SUM	4		3		7	

Q20: How often do the teachers or other adults at school try to put a stop to it when a student is being bullied at school?

	<u>Girls</u>		<u>Boys</u>		<u>Girls+Boys</u>	
	N	%	N	%	N	%
Almost never	1	4.5	0	0.0	1	2.9
Once in a while	5	22.7	3	25.0	8	23.5
Sometimes	5	22.7	2	16.7	7	20.6
Often	7	31.8	3	25.0	10	29.4
Almost always	4	18.2	4	33.3	8	23.5
SUM	22		12		34	

Q21: How often do other students try to put a stop to it when a student is being bullied at school?

	<u>Girls</u>		<u>Boys</u>		<u>Girls+Boys</u>	
	N	%	N	%	N	%
Almost never	9	40.9	2	16.7	11	32.4
Once in a while	2	9.1	1	8.3	3	8.8
Sometimes	6	27.3	8	66.7	14	41.2
Often	5	22.7	1	8.3	6	17.6
Almost always	0	0.0	0	0.0	0	0.0
SUM	22		12		34	

Q22: Has any adult at home contacted the school to try to stop your being bullied at school in the past couple of months?

Computational basis: those bullied "2-3 times a month" or more according to question 4

	<u>Girls</u>		<u>Boys</u>		<u>Girls+Boys</u>	
	N	%	N	%	N	%
No, not contacted the school	0	0.0	2	100.0	2	66.7
Yes, once	0	0.0	0	0.0	0	0.0
Yes, several times	1	100.0	0	0.0	1	33.3
SUM	1		2		3	

Q23: When you see a student your age being bullied at school, what do you feel or think?

	<u>Girls</u>		<u>Boys</u>		<u>Girls+Boys</u>	
	N	%	N	%	N	%
He/she probably deserves it	1	4.5	1	9.1	2	6.1
Don't feel much	1	4.5	1	9.1	2	6.1
Feel a bit sorry	9	40.9	7	63.6	16	48.5
Feel sorry and want to help	11	50.0	2	18.2	13	39.4
SUM	22		11		33	

Q24: How often have you taken part in bullying another student(s) at school in the past couple of months?

	<u>Girls</u>		<u>Boys</u>		<u>Girls+Boys</u>	
	N	%	N	%	N	%
Not bullied	16	72.7	8	66.7	24	70.6
Once or twice	3	13.6	2	16.7	5	14.7
2-3 times	2	9.1	2	16.7	4	11.8
Once a week	1	4.5	0	0.0	1	2.9
Several times/week	0	0.0	0	0.0	0	0.0
SUM	22		12		34	

Q25: I called another student(s) mean names, made fun of and teased him or her in a hurtful way

	<u>Girls</u>		<u>Boys</u>		<u>Girls+Boys</u>	
	N	%	N	%	N	%
Hasn't happened	16	72.7	10	83.3	26	76.5
Once or twice	4	18.2	2	16.7	6	17.6
2-3 times	1	4.5	0	0.0	1	2.9
Once a week	1	4.5	0	0.0	1	2.9
Several times/week	0	0.0	0	0.0	0	0.0
SUM	22		12		34	

Q26: I kept him or her out of things on purpose, excluded him or her from my group of friends or completely ignored him or her

	<u>Girls</u>		<u>Boys</u>		<u>Girls+Boys</u>	
	N	%	N	%	N	%
Hasn't happened	20	90.9	10	83.3	30	88.2
Once or twice	1	4.5	2	16.7	3	8.8
2-3 times	1	4.5	0	0.0	1	2.9
Once a week	0	0.0	0	0.0	0	0.0
Several times/week	0	0.0	0	0.0	0	0.0
SUM	22		12		34	

Q27: I hit, kicked, pushed, and shoved him or her around or locked him or her indoors

	<u>Girls</u>		<u>Boys</u>		<u>Girls+Boys</u>	
	N	%	N	%	N	%
Hasn't happened	19	86.4	10	83.3	29	85.3
Once or twice	2	9.1	2	16.7	4	11.8
2-3 times	1	4.5	0	0.0	1	2.9
Once a week	0	0.0	0	0.0	0	0.0
Several times/week	0	0.0	0	0.0	0	0.0
SUM	22		12		34	

Q28: I spread false rumors about him or her and tried to make others dislike him or her

	<u>Girls</u>		<u>Boys</u>		<u>Girls+Boys</u>	
	N	%	N	%	N	%
Hasn't happened	21	95.5	12	100.0	33	97.1
Once or twice	1	4.5	0	0.0	1	2.9
2-3 times	0	0.0	0	0.0	0	0.0
Once a week	0	0.0	0	0.0	0	0.0
Several times/week	0	0.0	0	0.0	0	0.0
SUM	22		12		34	

Q29: I took money or other things from him or her or damaged his or her belongings

	<u>Girls</u>		<u>Boys</u>		<u>Girls+Boys</u>	
	N	%	N	%	N	%
Hasn't happened	22	100.0	12	100.0	34	100.0
Once or twice	0	0.0	0	0.0	0	0.0
2-3 times	0	0.0	0	0.0	0	0.0
Once a week	0	0.0	0	0.0	0	0.0
Several times/week	0	0.0	0	0.0	0	0.0
SUM	22		12		34	

Q30: I threatened or forced him or her to do things he or she didn't want to do

	<u>Girls</u>		<u>Boys</u>		<u>Girls+Boys</u>	
	N	%	N	%	N	%
Hasn't happened	22	100.0	11	91.7	33	97.1
Once or twice	0	0.0	1	8.3	1	2.9
2-3 times	0	0.0	0	0.0	0	0.0
Once a week	0	0.0	0	0.0	0	0.0
Several times/week	0	0.0	0	0.0	0	0.0
SUM	22		12		34	

Q31: I bullied him or her with mean names about his or her race or color

	<u>Girls</u>		<u>Boys</u>		<u>Girls+Boys</u>	
	N	%	N	%	N	%
Hasn't happened	20	90.9	12	100.0	32	94.1
Once or twice	1	4.5	0	0.0	1	2.9
2-3 times	1	4.5	0	0.0	1	2.9
Once a week	0	0.0	0	0.0	0	0.0
Several times/week	0	0.0	0	0.0	0	0.0
SUM	22		12		34	

Q32: I bullied him or her with mean names, comments, or gestures with a sexual meaning

	<u>Girls</u>		<u>Boys</u>		<u>Girls+Boys</u>	
	N	%	N	%	N	%
Hasn't happened	20	90.9	10	83.3	30	88.2
Once or twice	2	9.1	1	8.3	3	8.8
2-3 times	0	0.0	1	8.3	1	2.9
Once a week	0	0.0	0	0.0	0	0.0
Several times/week	0	0.0	0	0.0	0	0.0
SUM	22		12		34	

Q33: I bullied him or her in another way

	<u>Girls</u>		<u>Boys</u>		<u>Girls+Boys</u>	
	N	%	N	%	N	%
Hasn't happened	20	90.9	11	91.7	31	91.2
Once or twice	1	4.5	1	8.3	2	5.9
2-3 times	0	0.0	0	0.0	0	0.0
Once a week	1	4.5	0	0.0	1	2.9
Several times/week	0	0.0	0	0.0	0	0.0
SUM	22		12		34	

Q34: Has your class (home room) teacher or any other teacher talked with you about your bullying other students at school in the past couple of months?

Computational basis: those who have bullied others "2-3 times a month" or more according to question 24

	<u>Girls</u>		<u>Boys</u>		<u>Girls+Boys</u>	
	N	%	N	%	N	%
No, they haven't talked with me	2	100.0	0	0.0	2	66.7
Yes, they have once	0	0.0	0	0.0	0	0.0
Yes, they have several times	0	0.0	1	100.0	1	33.3
SUM	2		1		3	

Q35: Has any adult at home talked with you about your bullying other students at school in the past couple of months?

Computational basis: those who have bullied others "2-3 times a month" or more according to question 24

	<u>Girls</u>		<u>Boys</u>		<u>Girls+Boys</u>	
	N	%	N	%	N	%
No, they haven't talked with me	2	66.7	0	0.0	2	66.7
Yes, they have once	1	33.3	0	0.0	1	33.3
Yes, they have several times	0	0.0	0	0.0	0	0.0
SUM	3		0		3	

Q36: Do you think you could join in bullying a student whom you don't like?

	<u>Girls</u>		<u>Boys</u>		<u>Girls+Boys</u>	
	N	%	N	%	N	%
Yes	1	4.8	3	25.0	4	12.1
Yes, maybe	4	19.0	3	25.0	7	21.2
I don't know	1	4.8	4	33.3	5	15.2
No, I don't think so	5	23.8	0	0.0	5	15.2
No	5	23.8	1	8.3	6	18.2
Definitely no	5	23.8	1	8.3	6	18.2
SUM	21		12		33	

Q37: How do you usually react if you see or understand that a student your age is being bullied by other students?

	<u>Girls</u>		<u>Boys</u>		<u>Girls+Boys</u>	
	N	%	N	%	N	%
I have never noticed it	6	28.6	2	16.7	8	24.2
I take part in the bullying	0	0.0	1	8.3	1	3.0
I don't do it, but find it OK	0	0.0	0	0.0	0	0.0
I just watch what goes on	2	9.5	2	16.7	4	12.1
I ought to help	8	38.1	4	33.3	12	36.4
I try to help	5	23.8	3	25.0	8	24.2
SUM	21		12		33	

Q38: How often are you afraid of being bullied by other students in your school?

	<u>Girls</u>		<u>Boys</u>		<u>Girls+Boys</u>	
	N	%	N	%	N	%
Never	5	22.7	4	33.3	9	26.5
Seldom	6	27.3	3	25.0	9	26.5
Sometimes	8	36.4	2	16.7	10	29.4
Fairly often	0	0.0	2	16.7	2	5.9
Often	2	9.1	0	0.0	2	5.9
Very often	1	4.5	1	8.3	2	5.9
SUM	22		12		34	

Q39: Overall, how much do you think your class (home room) teacher has done to counteract bullying in the past couple of months?

	<u>Girls</u>		<u>Boys</u>		<u>Girls+Boys</u>	
	N	%	N	%	N	%
Little or nothing	3	13.6	2	16.7	5	14.7
Fairly little somewhat	3	13.6	2	16.7	5	14.7
A good deal	8	36.4	4	33.3	12	35.3
Much	4	18.2	3	25.0	7	20.6
	4	18.2	1	8.3	5	14.7
SUM	22		12		34	