



---

**SEATTLE PUBLIC SCHOOLS**

**SAFE SCHOOLS  
HEALTHY STUDENTS INITIATIVE**

# **OLWEUS BULLYING SURVEY REPORT**

---

**Hamilton Middle  
School**

**Grade 6**

**August, 2003**

---

# Table of Contents

---

<u>Section</u>	<u>Page</u>
Response Summary .....	3
Bully/Victim Problems in General .....	3-6
Feelings and Attitudes Regarding Bullying.....	7
How Others React.....	8-11
Friends and General (Dis)Satisfaction with School.....	11-12
General Frequencies.....	12-21

**Hamilton Middle School**  
**GRADE 6 RESPONSE SUMMARY**

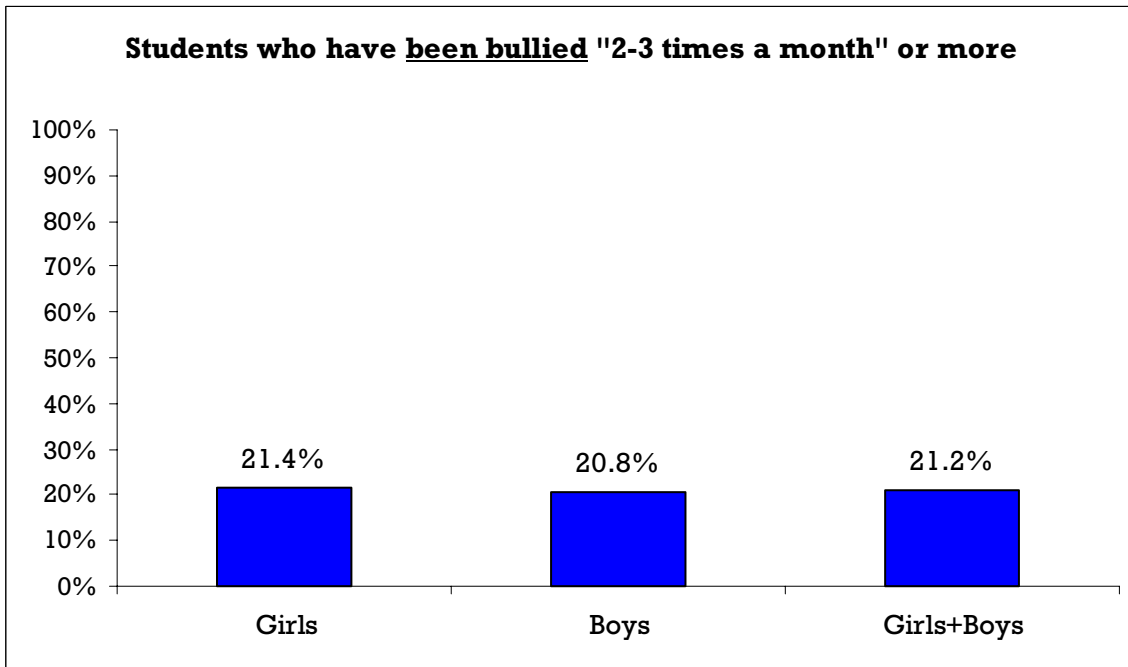
**Total Number of Completed Surveys: 66**

**Number of Girls Completing Survey: 42 (64.0%)**

**Number of Boys Completing Survey: 24 (36.0%)**

**Overall Grade Response Rate: 29.6%**  
 (# responded/school grade enrollment)

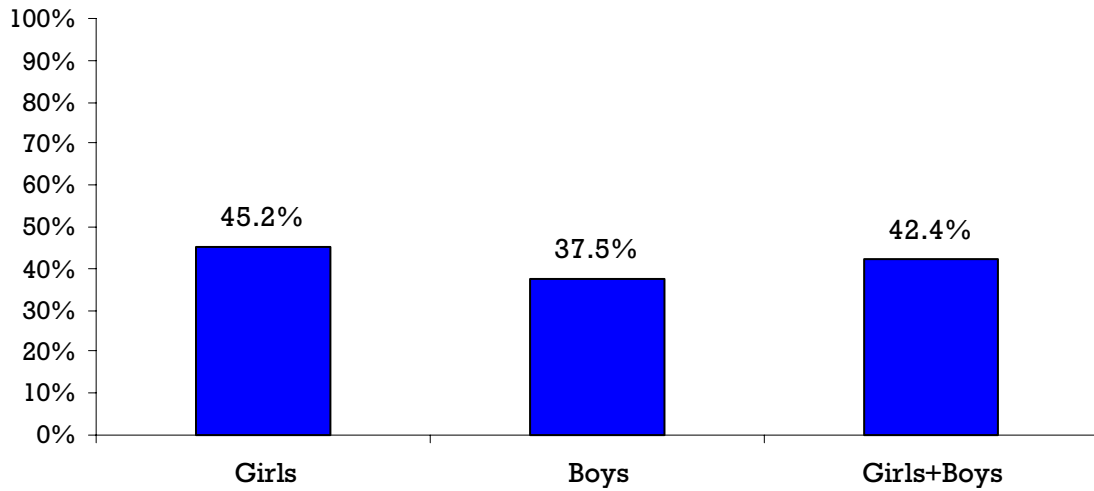
**BULLY/VICTIM PROBLEMS IN GENERAL**



	Girls	Boys	Girls+Boys
Total	42	24	66
Not Bullied	33	19	52
Bullied	9	5	14
% Bullied	21.4	20.8	21.2

Based on responses to Q4 (see general frequencies section of report)  
 \*Any following calculations of students who have been bullied rely on this distribution\*

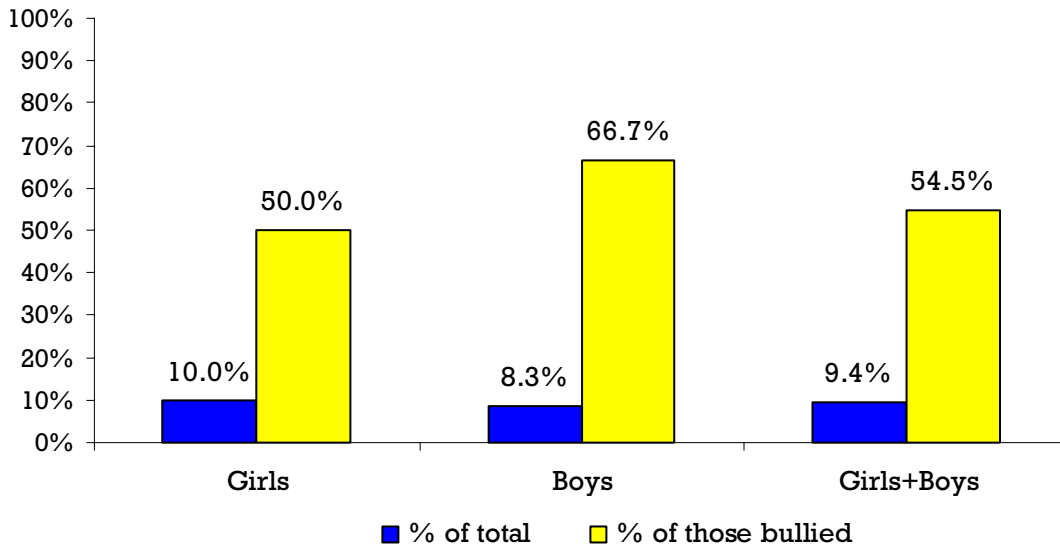
**Students who have been bullied "2-3 times a month" or more  
(Alternative Computational Method)**



	Girls	Boys	Girls+Boys
Total	42	24	66
Not Bullied	23	15	38
Bullied	19	9	28
% Bullied	45.2	37.5	42.4

According to at least one of Q4-Q13 (see general frequencies section of report)

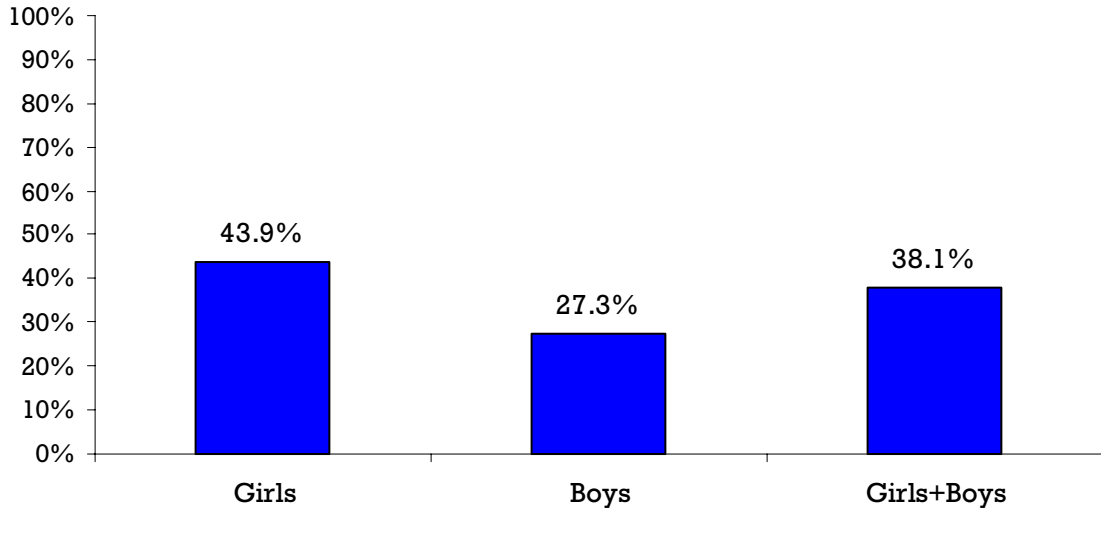
**Students who have been bullied "one year or more"  
(Of students bullied "2-3 times a month" or more)**



	Girls		Boys		Girls+Boys	
	N	%	N	%	N	%
% of total	4	10.0	2	8.3	6	9.4
% of those bullied	4	50.0	2	66.7	6	54.5

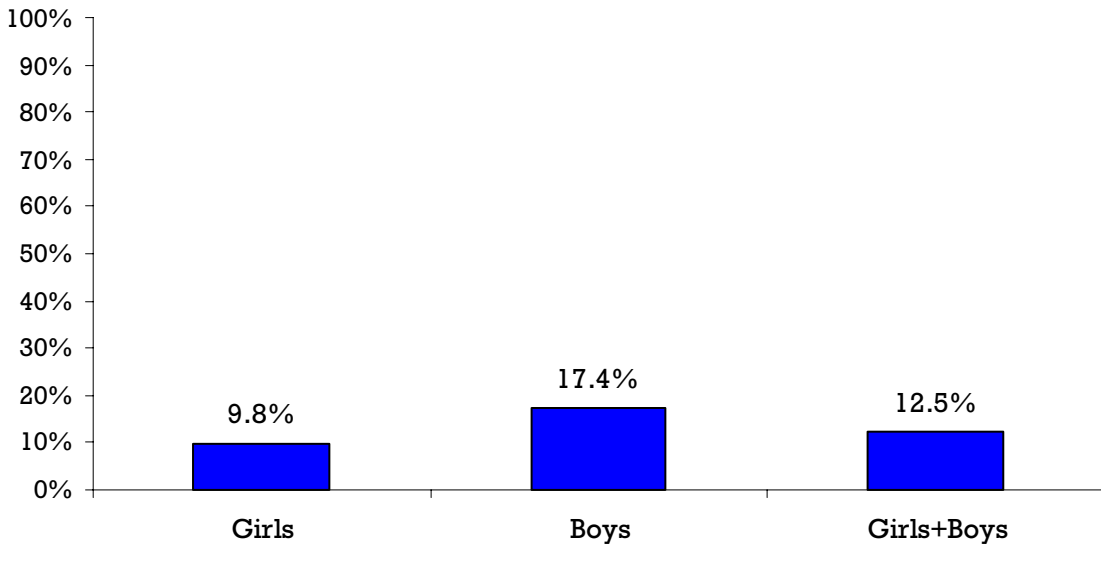
**Students who feel afraid of being bullied by other students  
in the school**

(Students who respond "sometimes", "fairly often", "often" or "very often")



	Girls	Boys	Girls+Boys
Total	18	6	24
Percent	43.9	27.3	38.1

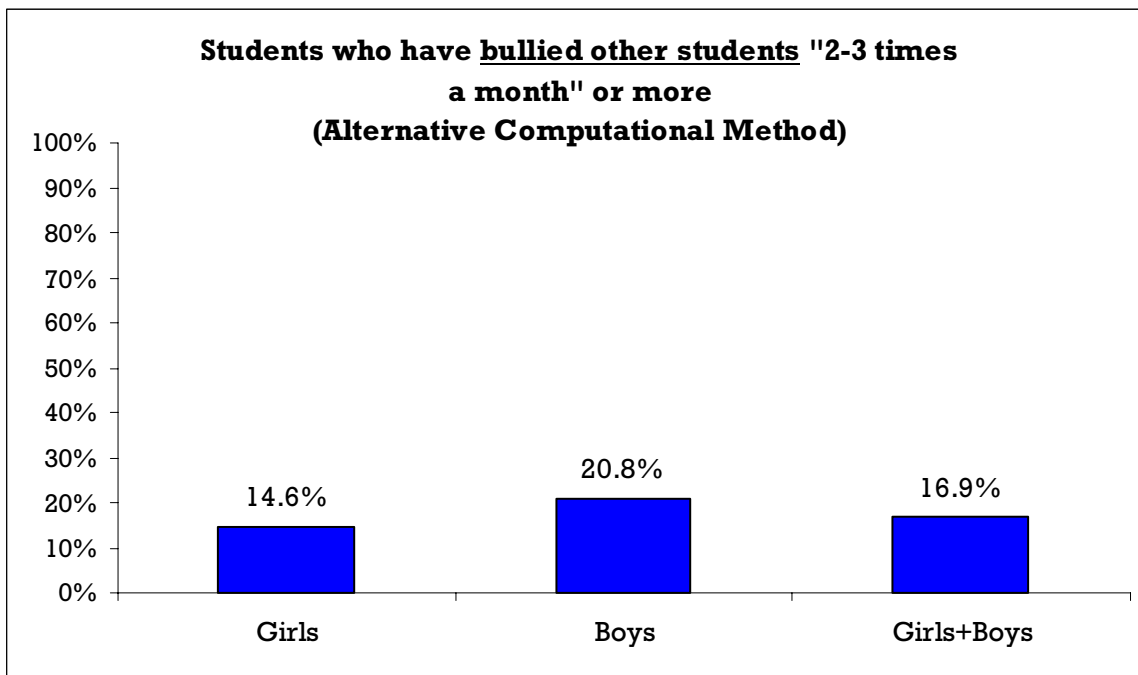
**Students who have bullied other students "2-3 times  
a month" or more**



	Girls	Boys	Girls+Boys
Total	41	23	64
Not Bullied	37	19	56
Bullied	4	4	8
% Bullied	9.8	17.4	12.5

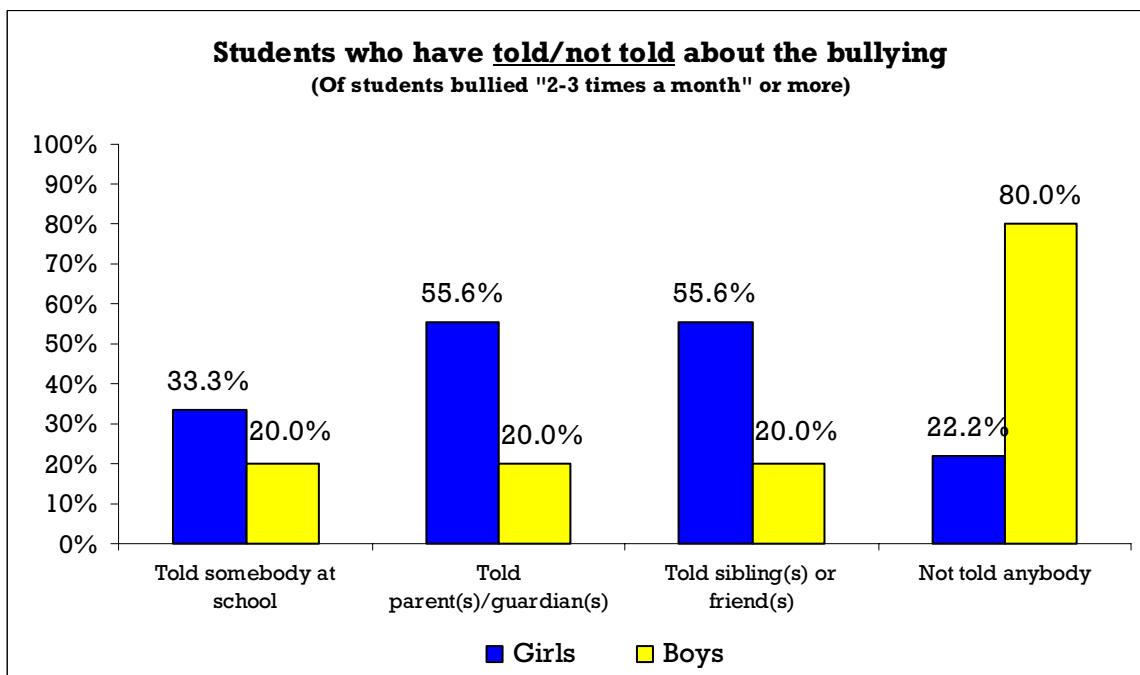
Based on responses to Q24 (see general frequencies section of report)

\*Any following calculations of students who have bullied rely on this distribution\*



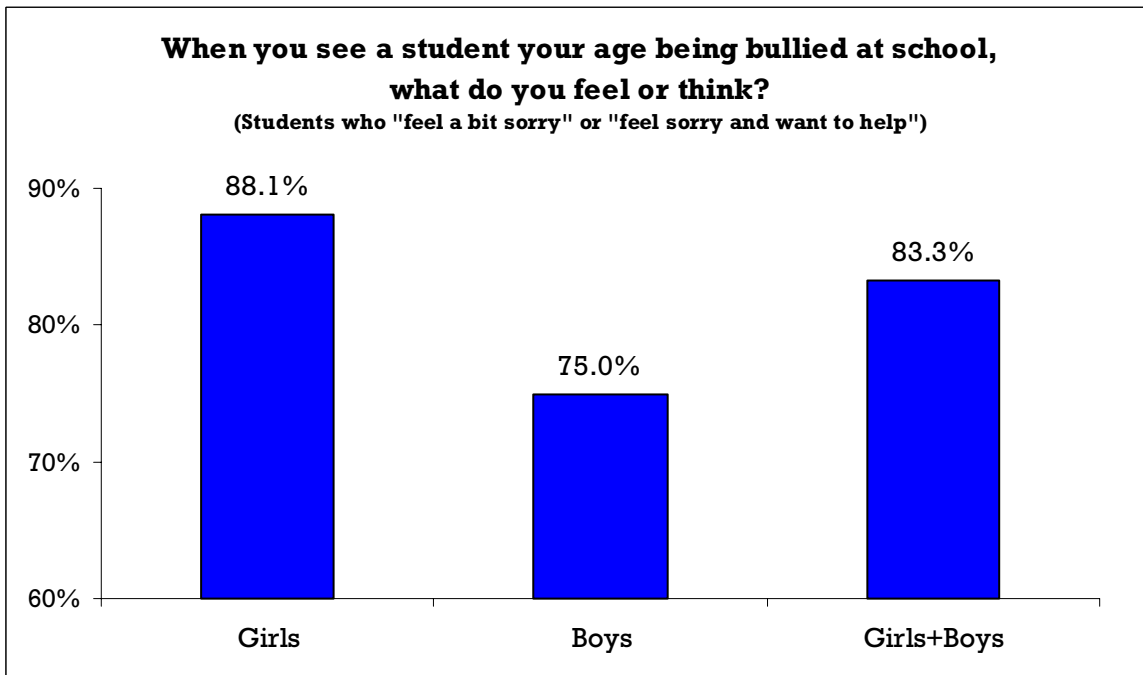
	Girls	Boys	Girls+Boys
Total	41	24	65
Not Bullied	35	19	54
Bullied	6	5	11
% Bullied	14.6	20.8	16.9

According to at least one of Q24-Q33 (see general frequencies section of report)

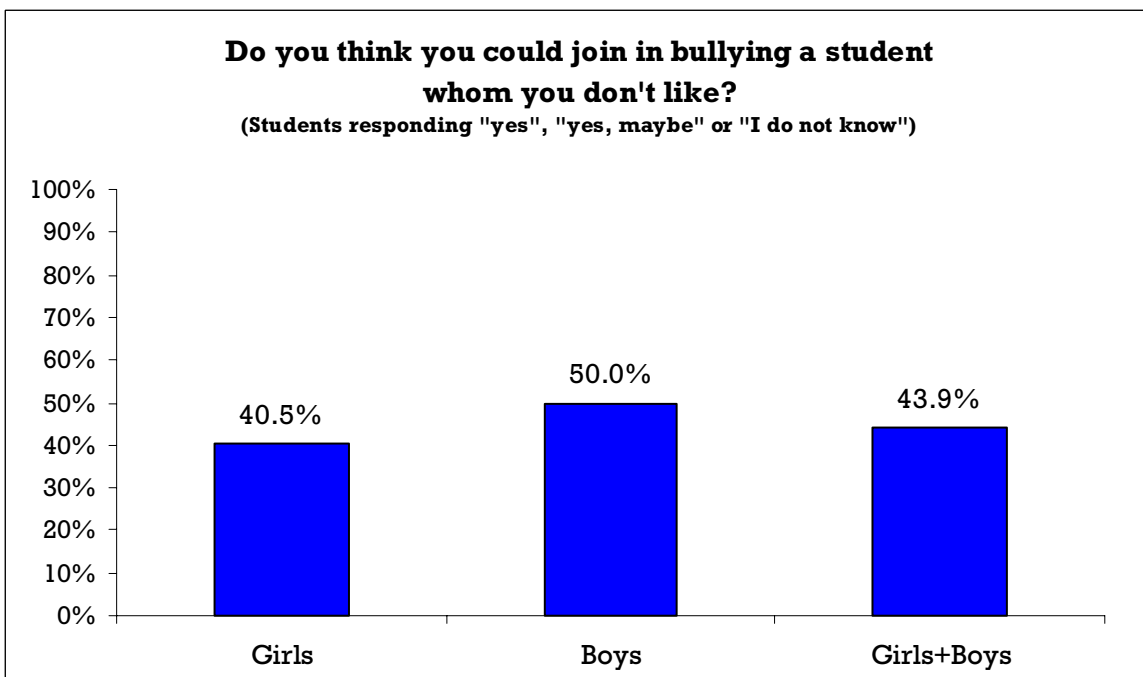


	Girls		Boys		Girls+Boys	
	N	%	N	%	N	%
Told somebody at school	3/9	33.3	1/5	20.0	4	28.6
Told parent(s)/guardian(s)	5/9	55.6	1/5	20.0	6	42.9
Told sibling(s) or friend(s)	5/9	55.6	1/5	20.0	6	42.9
Not told anybody	2/9	22.2	4/5	80.0	6	42.9

# FEELINGS AND ATTITUDES REGARDING BULLYING



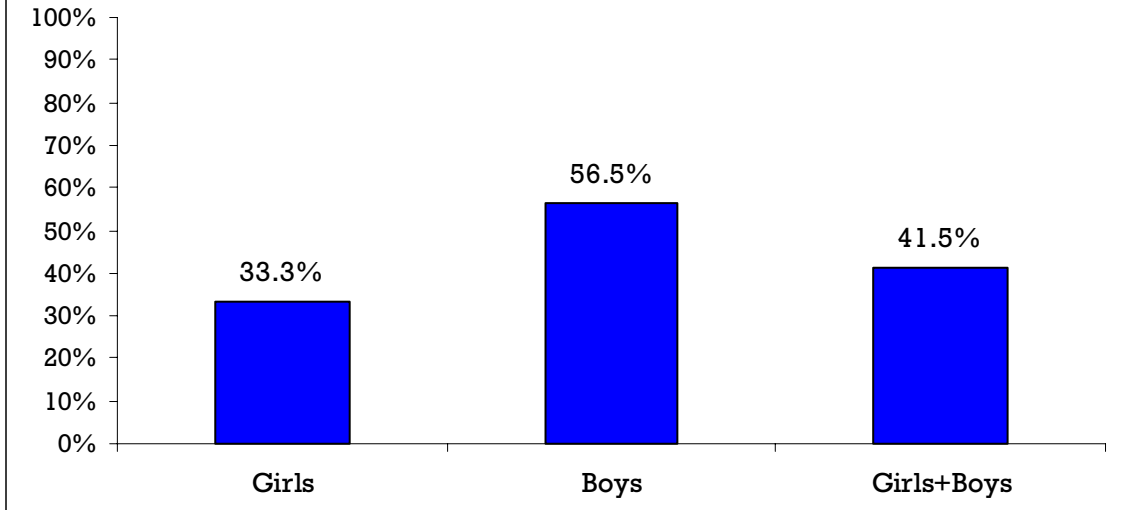
<u>Girls</u>		<u>Boys</u>		<u>Girls+Boys</u>	
N	%	N	%	N	%
37	88.1	18	75.0	55	83.3



<u>Girls</u>		<u>Boys</u>		<u>Girls+Boys</u>	
N	%	N	%	N	%
17	40.5	12	50.0	29	43.9

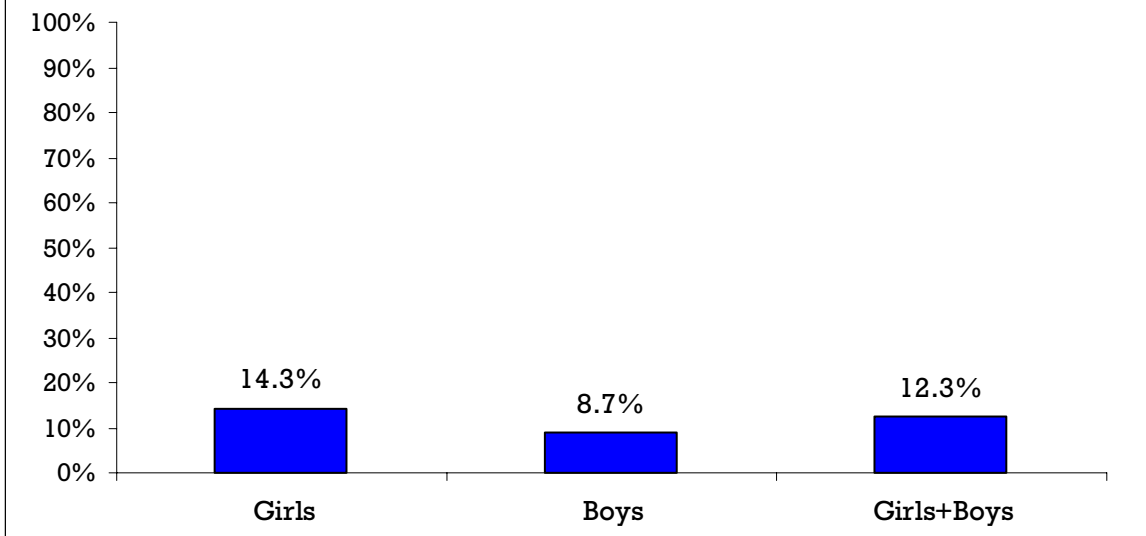
# HOW OTHERS REACT

**How often do the teachers or other adults at school try to put a stop to it when a student is being bullied at school?**  
(Students responding "often" or "almost always")



<u>Girls</u>		<u>Boys</u>		<u>Girls+Boys</u>	
N	%	N	%	N	%
14	33.3	13	56.5	27	41.5

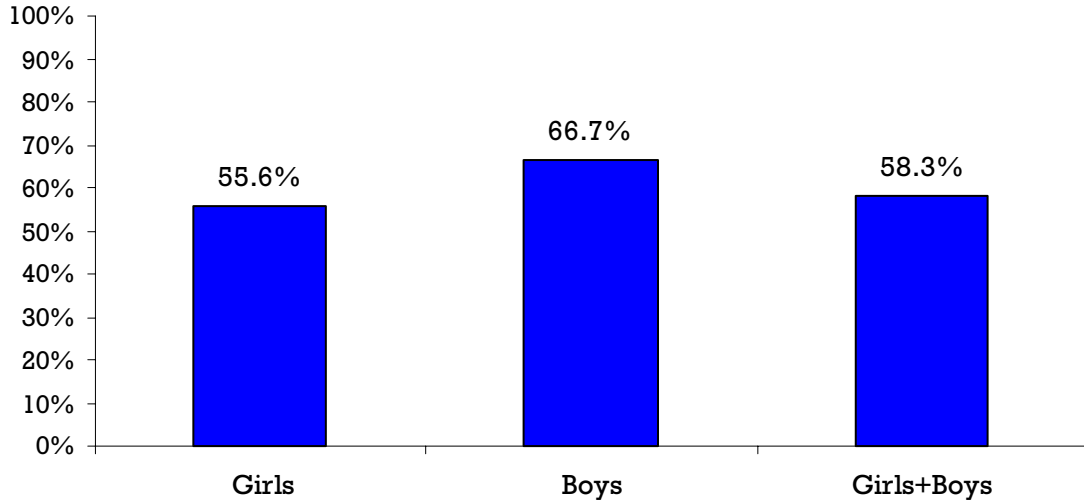
**How often do other students try to put a stop to it when a student is being bullied at school?**  
(Students responding "often" or "almost always")



<u>Girls</u>		<u>Boys</u>		<u>Girls+Boys</u>	
N	%	N	%	N	%
6	14.3	2	8.7	8	12.3

**Has any adult at home contacted the school to try to stop your being bullied at school in the past couple of months?**

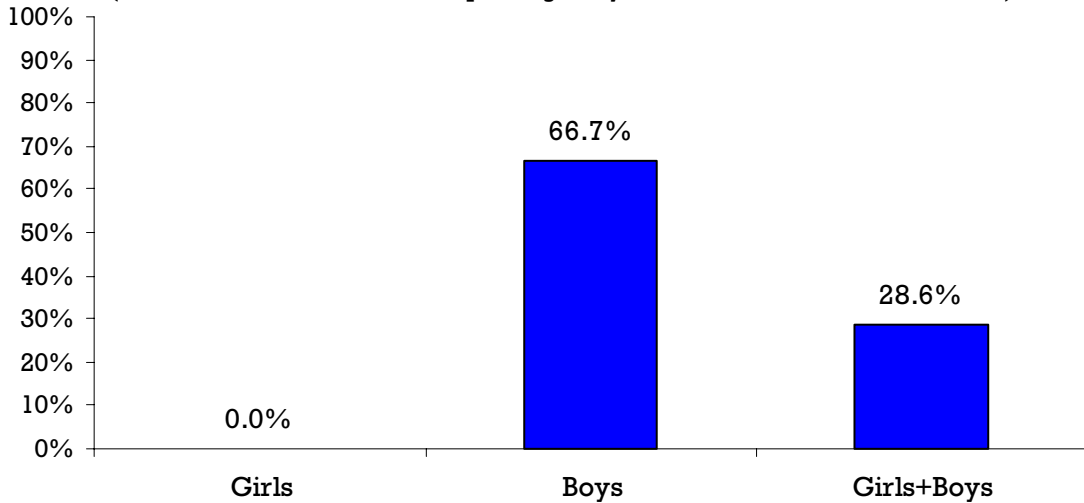
(Students who "have been bullied" responding "they have contacted the school once" or more)



<u>Girls</u>		<u>Boys</u>		<u>Girls+Boys</u>	
N	%	N	%	N	%
5/9	55.6	2/3	66.7	7	58.3

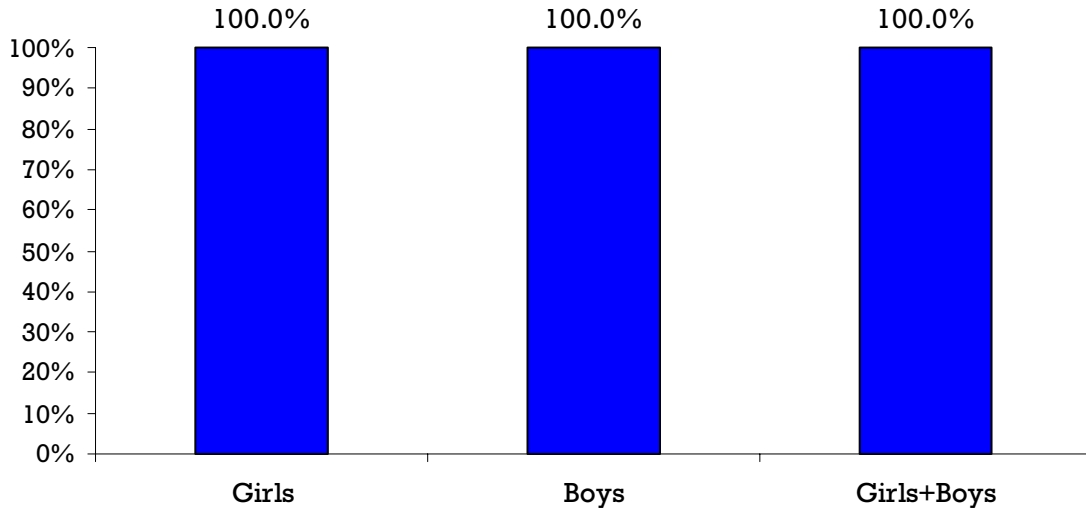
**Has your home room teacher or any other teacher talked with you about your bullying other students at school in the past couple of months?**

(Students who "have bullied" responding "they have talked with me once" or more)



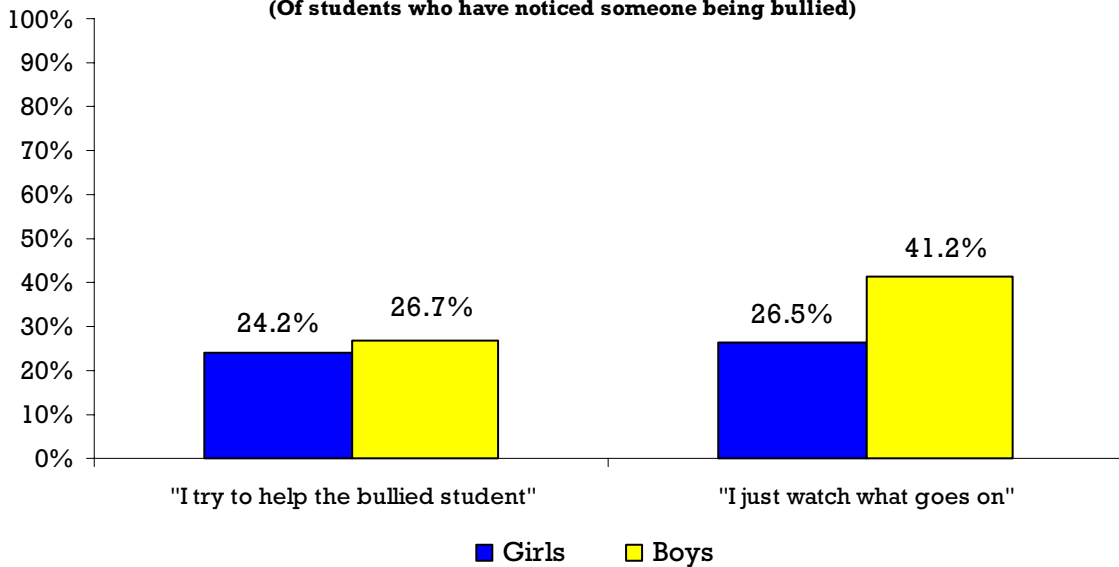
<u>Girls</u>		<u>Boys</u>		<u>Girls+Boys</u>	
N	%	N	%	N	%
0/4	0.0	2/3	66.7	2	28.6

**Has any adult at home talked with you about your bullying other students at school in the past couple of months?**  
 (Students who "have bullied" responding "those at home have talked with me once" or more)



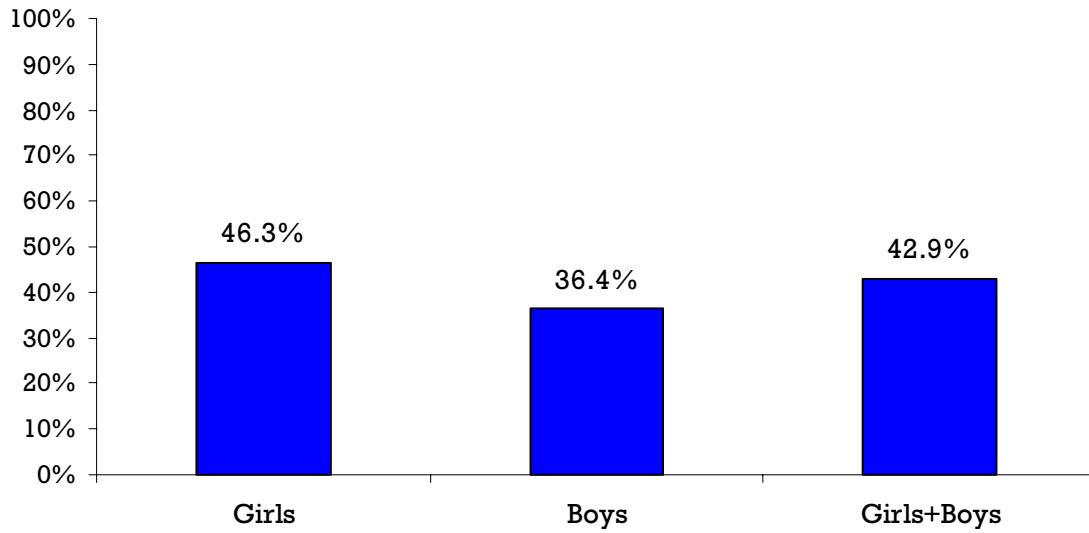
<u>Girls</u>		<u>Boys</u>		<u>Girls+Boys</u>	
N	%	N	%	N	%
3/3	100.0	4/4	100.0	7	100.0

**How do you usually react if you see or understand that a student your age is being bullied by other students?**  
 (Of students who have noticed someone being bullied)



	<u>Girls</u>		<u>Boys</u>		<u>Girls+Boys</u>	
	N	%	N	%	N	%
I try to help the bullied student	8	24.2	4	26.7	12	25.0
I just watch what goes on	9	26.5	7	41.2	16	31.4

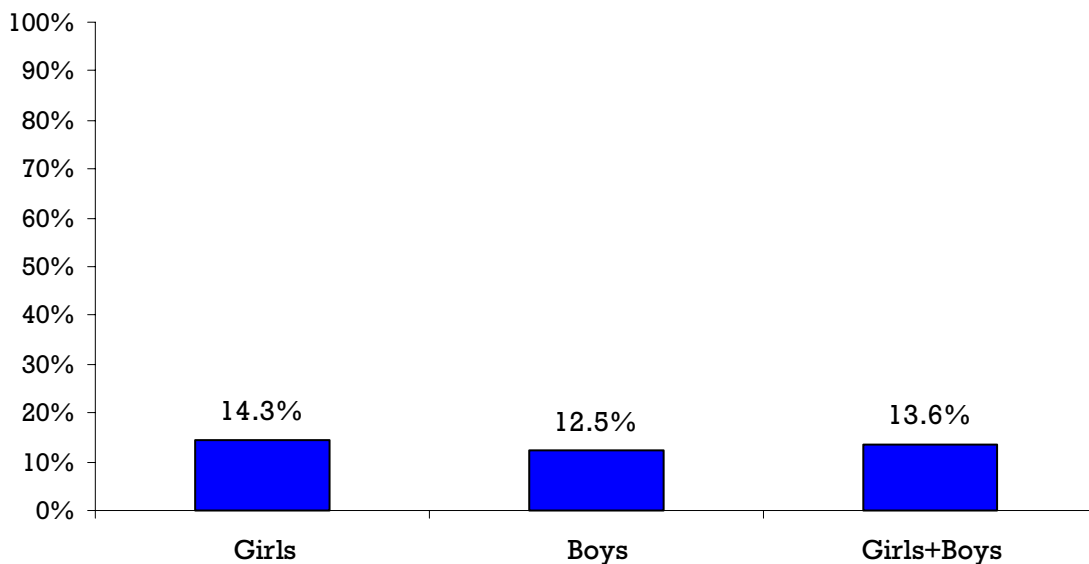
**Overall, how much do you think your home room teacher has done to counteract bullying in the past couple of months?**  
 (Students responding "little or nothing" or "fairly little")



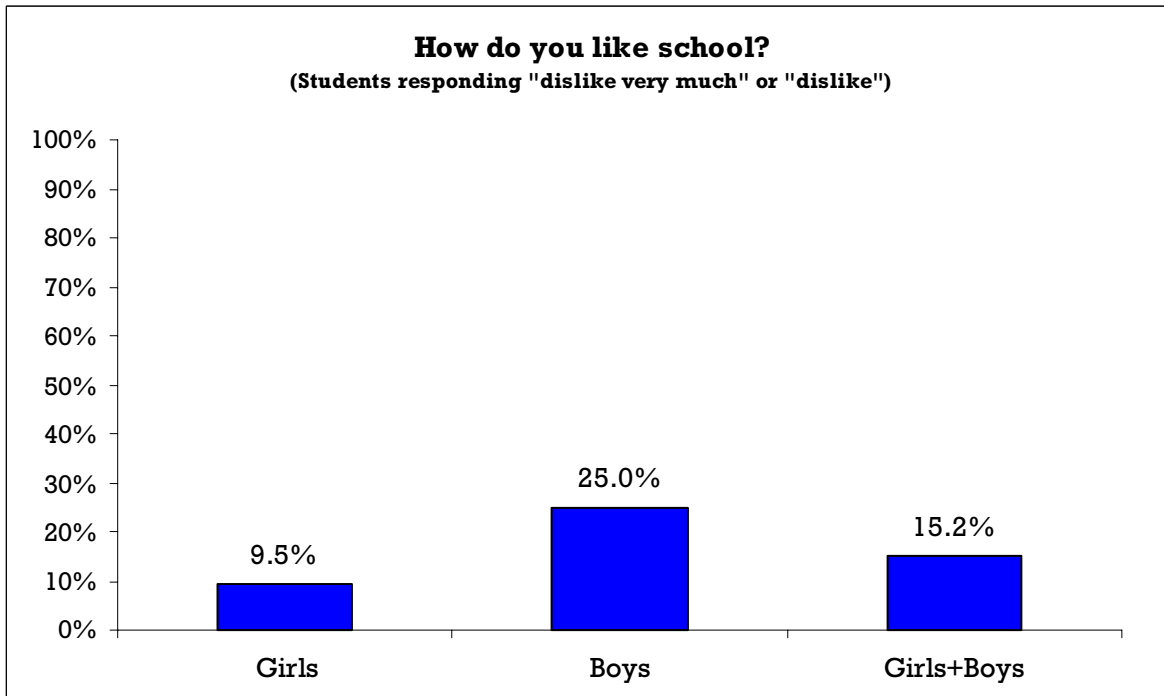
<u>Girls</u>		<u>Boys</u>		<u>Girls+Boys</u>	
N	%	N	%	N	%
19	46.3	8	36.4	27	42.9

**FRIENDS AND GENERAL (DIS)SATISFACTION WITH SCHOOL**

**How many good friends do you have in your class(es)?**  
 (Students responding "none" or "1 good friend")



<u>Girls</u>		<u>Boys</u>		<u>Girls+Boys</u>	
N	%	N	%	N	%
6	14.3	3	12.5	9	13.6



<u>Girls</u>		<u>Boys</u>		<u>Girls+Boys</u>	
N	%	N	%	N	%
4	9.5	6	25.0	10	15.2

## GENERAL FREQUENCIES

### Q1: How do you like school?

	<u>Girls</u>		<u>Boys</u>		<u>Girls+Boys</u>	
	N	%	N	%	N	%
Dislike very much	2	4.8	2	8.3	4	6.1
Dislike	2	4.8	4	16.7	6	9.1
Neither like nor dislike	16	38.1	5	20.8	21	31.8
Like school	17	40.5	10	41.7	27	40.9
Like very much	5	11.9	3	12.5	8	12.1
SUM	42		24		66	

### Q2: Are you a boy or a girl? (frequencies reported on page 3 of this report)

### Q3: How many good friends do you have in your class(es)?

	<u>Girls</u>		<u>Boys</u>		<u>Girls+Boys</u>	
	N	%	N	%	N	%
None	2	4.8	2	8.3	4	6.1
1 good friend	4	9.5	1	4.2	5	7.6
2-3 good friends	7	16.7	1	4.2	8	12.1
4-5 good friends	10	23.8	10	41.7	20	30.3
6+ good friends	19	45.2	10	41.7	29	43.9
SUM	42		24		66	

**Q4: How often have you been bullied at school in the past couple of months?**

	<u>Girls</u>		<u>Boys</u>		<u>Girls+Boys</u>	
	N	%	N	%	N	%
Not been bullied	16	38.1	14	58.3	30	45.5
Once or twice	17	40.5	5	20.8	22	33.3
2-3 times	3	7.1	2	8.3	5	7.6
Once a week	2	4.8	2	8.3	4	6.1
Several times/week	4	9.5	1	4.2	5	7.6
SUM	42		24		66	

**Q5: I was called mean names, was made fun of and teased in a hurtful way**

	<u>Girls</u>		<u>Boys</u>		<u>Girls+Boys</u>	
	N	%	N	%	N	%
Hasn't happened	18	42.9	13	54.2	31	47.0
Once or twice	14	33.3	7	29.2	21	31.8
2-3 times	2	4.8	3	12.5	5	7.6
Once a week	5	11.9	1	4.2	6	9.1
Several times/week	3	7.1	0	0.0	3	4.5
SUM	42		24		66	

**Q6: Other students kept me out of things on purpose, excluded me from their group of friends or completely ignored me**

	<u>Girls</u>		<u>Boys</u>		<u>Girls+Boys</u>	
	N	%	N	%	N	%
Hasn't happened	23	54.8	15	62.5	38	57.6
Once or twice	12	28.6	5	20.8	17	25.8
2-3 times	5	11.9	2	8.3	7	10.6
Once a week	1	2.4	1	4.2	2	3.0
Several times/week	1	2.4	1	4.2	2	3.0
SUM	42		24		66	

**Q7: I was hit, kicked, pushed, shoved around or locked indoors**

	<u>Girls</u>		<u>Boys</u>		<u>Girls+Boys</u>	
	N	%	N	%	N	%
Hasn't happened	31	73.8	18	75.0	49	74.2
Once or twice	10	23.8	3	12.5	13	19.7
2-3 times	1	2.4	2	8.3	3	4.5
Once a week	0	0.0	1	4.2	1	1.5
Several times/week	0	0.0	0	0.0	0	0.0
SUM	42		24		66	

**Q8: Other students told lies or spread false rumors about me and tried to make others dislike me**

	<u>Girls</u>		<u>Boys</u>		<u>Girls+Boys</u>	
	N	%	N	%	N	%
Hasn't happened	15	35.7	13	54.2	28	42.4
Once or twice	15	35.7	7	29.2	22	33.3
2-3 times	5	11.9	1	4.2	6	9.1
Once a week	3	7.1	1	4.2	4	6.1
Several times/week	4	9.5	2	8.3	6	9.1
SUM	42		24		66	

**Q9: I had money or other things taken away from me or damaged**

	<u>Girls</u>		<u>Boys</u>		<u>Girls+Boys</u>	
	N	%	N	%	N	%
Hasn't happened	27	64.3	19	79.2	46	69.7
Once or twice	14	33.3	2	8.3	16	24.2
2-3 times	0	0.0	1	4.2	1	1.5
Once a week	0	0.0	1	4.2	1	1.5
Several times/week	1	2.4	1	4.2	2	3.0
SUM	42		24		66	

**Q10: I was threatened or forced to do things I didn't want to do**

	<u>Girls</u>		<u>Boys</u>		<u>Girls+Boys</u>	
	N	%	N	%	N	%
Hasn't happened	31	73.8	15	62.5	46	69.7
Once or twice	8	19.0	4	16.7	12	18.2
2-3 times	3	7.1	1	4.2	4	6.1
Once a week	0	0.0	1	4.2	1	1.5
Several times/week	0	0.0	3	12.5	3	4.5
SUM	42		24		66	

**Q11: I was bullied with mean names or comments about my race or color**

	<u>Girls</u>		<u>Boys</u>		<u>Girls+Boys</u>	
	N	%	N	%	N	%
Hasn't happened	26	61.9	17	70.8	43	65.2
Once or twice	9	21.4	2	8.3	11	16.7
2-3 times	4	9.5	2	8.3	6	9.1
Once a week	1	2.4	2	8.3	3	4.5
Several times/week	2	4.8	1	4.2	3	4.5
SUM	42		24		66	

**Q12: I was bullied with mean names, comments, or gestures with a sexual meaning**

	<u>Girls</u>		<u>Boys</u>		<u>Girls+Boys</u>	
	N	%	N	%	N	%
Hasn't happened	26	61.9	17	70.8	43	65.2
Once or twice	12	28.6	4	16.7	16	24.2
2-3 times	2	4.8	1	4.2	3	4.5
Once a week	2	4.8	0	0.0	2	3.0
Several times/week	0	0.0	2	8.3	2	3.0
SUM	42		24		66	

**Q13: I was bullied in another way**

	<u>Girls</u>		<u>Boys</u>		<u>Girls+Boys</u>	
	N	%	N	%	N	%
Hasn't happened	28	66.7	16	66.7	44	66.7
Once or twice	10	23.8	4	16.7	14	21.2
2-3 times	3	7.1	0	0.0	3	4.5
Once a week	0	0.0	2	8.3	2	3.0
Several times/week	1	2.4	2	8.3	3	4.5
SUM	42		24		66	

**Q14: In which class(es) is the student or students who bully you?**

Computational basis: those bullied "once or twice" or more according to question 4

	<u>Girls</u>		<u>Boys</u>		<u>Girls+Boys</u>	
	N	%	N	%	N	%
In my class	10	41.7	1	16.7	11	36.7
Different class, same grade	8	33.3	3	50.0	11	36.7
In a higher grade	1	4.2	0	0.0	1	3.3
In a lower grade	0	0.0	0	0.0	0	0.0
In different grades	5	20.8	2	33.3	7	23.3
SUM	24		6		30	

**Q15: Have you been bullied by boys or girls?**

Computational basis: those bullied "once or twice" or more according to question 4

	<u>Girls</u>		<u>Boys</u>		<u>Girls+Boys</u>	
	N	%	N	%	N	%
Mainly by 1 girl	4	17.4	0	0.0	4	13.3
By several girls	7	30.4	0	0.0	7	23.3
Mainly by 1 boy	5	21.7	1	14.3	6	20.0
By several boys	1	4.3	4	57.1	5	16.7
Both boys and girls	6	26.1	2	28.6	8	26.7
SUM	23		7		30	

**Q16: By how many students have you usually been bullied?**

Computational basis: those bullied "once or twice" or more according to question 4

	<u>Girls</u>		<u>Boys</u>		<u>Girls+Boys</u>	
	N	%	N	%	N	%
Mainly by 1 student	6	28.6	1	20.0	7	26.9
By a group of 2-3 students	9	42.9	1	20.0	10	38.5
By a group of 4-9 students	6	28.6	2	40.0	8	30.8
By a group of more than 9	0	0.0	0	0.0	0	0.0
By different students/groups	0	0.0	1	20.0	1	3.8
SUM	21		5		26	

**Q17: How long has the bullying lasted?**

Computational basis: those bullied "2-3 times a month" or more according to question 4

	<u>Girls</u>		<u>Boys</u>		<u>Girls+Boys</u>	
	N	%	N	%	N	%
1 or 2 weeks	2	25.0	0	0.0	2	18.2
About a month	1	12.5	0	0.0	1	9.1
About 6 months	1	12.5	1	33.3	2	18.2
About a year	3	37.5	1	33.3	4	36.4
Several years	1	12.5	1	33.3	2	18.2
SUM	8		3		11	

### Q18: Where have you been bullied?

Computational basis: those bullied "once or twice" or more according to question 4

	<u>Girls</u>		<u>Boys</u>		<u>Girls+Boys</u>	
	N	%	N	%	N	%
In the playground/athletic field	10	43.5	4	80.0	14	50.0
In the hallways/stairwells	18	78.3	3	60.0	21	75.0
In class (with teacher present)	9	39.1	2	40.0	11	39.3
In the classroom (teacher absent)	8	34.8	3	60.0	11	39.3
In the bathroom	4	17.4	3	60.0	7	25.0
In gym class/locker room/shower	10	43.5	3	60.0	13	46.4
In the lunch room	9	39.1	3	60.0	12	42.9
On the way to and from school	6	26.1	1	20.0	7	25.0
At the school bus stop	2	9.1	1	25.0	3	11.5
On the school bus	2	8.7	1	25.0	3	11.1
Somewhere else in school	6	28.6	1	25.0	7	28.0
SUM	84		25		109	

### Q19: Have you told anyone that you have been bullied at school in the past couple of months?

Computational basis: those bullied "2-3 times a month" or more according to question 4

	<u>Girls</u>		<u>Boys</u>		<u>Girls+Boys</u>	
	N	%	N	%	N	%
Been bullied but not told anybody	2	22.2	4	80.0	6	42.9
Been bullied and told somebody	6	66.7	1	20.0	7	50.0
SUM	8		5		13	

### Q19A: Who have you told that you have been bullied?

	<u>Girls</u>		<u>Boys</u>		<u>Girls+Boys</u>	
	N	%	N	%	N	%
Your class (home room) teacher	2	25.0	1	20.0	3	23.1
Another adult at school	2	25.0	1	20.0	3	23.1
Your parent(s)/guardian(s)	5	62.5	1	20.0	6	46.2
Your brother(s) or sister(s)	4	50.0	0	0.0	4	30.8
Your friend(s)	4	50.0	1	20.0	5	38.5
Somebody else	3	37.5	0	0.0	3	23.1
SUM	20		4		24	

### Q20: How often do the teachers or other adults at school try to put a stop to it when a student is being bullied at school?

	<u>Girls</u>		<u>Boys</u>		<u>Girls+Boys</u>	
	N	%	N	%	N	%
Almost never	7	16.7	4	17.4	11	16.9
Once in a while	11	26.2	4	17.4	15	23.1
Sometimes	10	23.8	2	8.7	12	18.5
Often	6	14.3	7	30.4	13	20.0
Almost always	8	19.0	6	26.1	14	21.5
SUM	42		23		65	

**Q21: How often do other students try to put a stop to it when a student is being bullied at school?**

	<u>Girls</u>		<u>Boys</u>		<u>Girls+Boys</u>	
	N	%	N	%	N	%
Almost never	7	16.7	8	34.8	15	23.1
Once in a while	12	28.6	6	26.1	18	27.7
Sometimes	17	40.5	7	30.4	24	36.9
Often	4	9.5	1	4.3	5	7.7
Almost always	2	4.8	1	4.3	3	4.6
SUM	42		23		65	

**Q22: Has any adult at home contacted the school to try to stop your being bullied at school in the past couple of months?**

Computational basis: those bullied "2-3 times a month" or more according to question 4

	<u>Girls</u>		<u>Boys</u>		<u>Girls+Boys</u>	
	N	%	N	%	N	%
No, not contacted the school	4	44.4	1	33.3	5	41.7
Yes, once	5	55.6	0	0.0	5	41.7
Yes, several times	0	0.0	2	66.7	2	16.7
SUM	9		3		12	

**Q23: When you see a student your age being bullied at school, what do you feel or think?**

	<u>Girls</u>		<u>Boys</u>		<u>Girls+Boys</u>	
	N	%	N	%	N	%
He/she probably deserves it	2	4.8	1	4.2	3	4.5
Don't feel much	3	7.1	5	20.8	8	12.1
Feel a bit sorry	24	57.1	9	37.5	33	50.0
Feel sorry and want to help	13	31.0	9	37.5	22	33.3
SUM	42		24		66	

**Q24: How often have you taken part in bullying another student(s) at school in the past couple of months?**

	<u>Girls</u>		<u>Boys</u>		<u>Girls+Boys</u>	
	N	%	N	%	N	%
Not bullied	26	63.4	15	65.2	41	64.1
Once or twice	11	26.8	4	17.4	15	23.4
2-3 times	3	7.3	2	8.7	5	7.8
Once a week	1	2.4	0	0.0	1	1.6
Several times/week	0	0.0	2	8.7	2	3.1
SUM	41		23		64	

**Q25: I called another student(s) mean names, made fun of and teased him or her in a hurtful way**

	<u>Girls</u>		<u>Boys</u>		<u>Girls+Boys</u>	
	N	%	N	%	N	%
Hasn't happened	30	73.2	15	62.5	45	69.2
Once or twice	7	17.1	6	25.0	13	20.0
2-3 times	4	9.8	1	4.2	5	7.7
Once a week	0	0.0	1	4.2	1	1.5
Several times/week	0	0.0	1	4.2	1	1.5
SUM	41		24		65	

**Q26: I kept him or her out of things on purpose, excluded him or her from my group of friends or completely ignored him or her**

	<u>Girls</u>		<u>Boys</u>		<u>Girls+Boys</u>	
	N	%	N	%	N	%
Hasn't happened	34	82.9	16	66.7	50	76.9
Once or twice	5	12.2	5	20.8	10	15.4
2-3 times	2	4.9	1	4.2	3	4.6
Once a week	0	0.0	1	4.2	1	1.5
Several times/week	0	0.0	1	4.2	1	1.5
SUM	41		24		65	

**Q27: I hit, kicked, pushed, and shoved him or her around or locked him or her indoors**

	<u>Girls</u>		<u>Boys</u>		<u>Girls+Boys</u>	
	N	%	N	%	N	%
Hasn't happened	36	87.8	18	75.0	54	83.1
Once or twice	5	12.2	4	16.7	9	13.8
2-3 times	0	0.0	1	4.2	1	1.5
Once a week	0	0.0	0	0.0	0	0.0
Several times/week	0	0.0	1	4.2	1	1.5
SUM	41		24		65	

**Q28: I spread false rumors about him or her and tried to make others dislike him or her**

	<u>Girls</u>		<u>Boys</u>		<u>Girls+Boys</u>	
	N	%	N	%	N	%
Hasn't happened	36	90.0	21	87.5	57	89.1
Once or twice	3	7.5	3	12.5	6	9.4
2-3 times	1	2.5	0	0.0	1	1.6
Once a week	0	0.0	0	0.0	0	0.0
Several times/week	0	0.0	0	0.0	0	0.0
SUM	40		24		64	

**Q29: I took money or other things from him or her or damaged his or her belongings**

	<u>Girls</u>		<u>Boys</u>		<u>Girls+Boys</u>	
	N	%	N	%	N	%
Hasn't happened	39	95.1	22	91.7	61	93.8
Once or twice	1	2.4	0	0.0	1	1.5
2-3 times	1	2.4	2	8.3	3	4.6
Once a week	0	0.0	0	0.0	0	0.0
Several times/week	0	0.0	0	0.0	0	0.0
SUM	41		24		65	

**Q30: I threatened or forced him or her to do things he or she didn't want to do**

	<u>Girls</u>		<u>Boys</u>		<u>Girls+Boys</u>	
	N	%	N	%	N	%
Hasn't happened	38	92.7	22	91.7	60	92.3
Once or twice	3	7.3	1	4.2	4	6.2
2-3 times	0	0.0	1	4.2	1	1.5
Once a week	0	0.0	0	0.0	0	0.0
Several times/week	0	0.0	0	0.0	0	0.0
SUM	41		24		65	

**Q31: I bullied him or her with mean names about his or her race or color**

	<u>Girls</u>		<u>Boys</u>		<u>Girls+Boys</u>	
	N	%	N	%	N	%
Hasn't happened	38	92.7	21	87.5	59	90.8
Once or twice	2	4.9	2	8.3	4	6.2
2-3 times	0	0.0	1	4.2	1	1.5
Once a week	0	0.0	0	0.0	0	0.0
Several times/week	1	2.4	0	0.0	1	1.5
SUM	41		24		65	

**Q32: I bullied him or her with mean names, comments, or gestures with a sexual meaning**

	<u>Girls</u>		<u>Boys</u>		<u>Girls+Boys</u>	
	N	%	N	%	N	%
Hasn't happened	36	87.8	22	91.7	58	89.2
Once or twice	3	7.3	0	0.0	3	4.6
2-3 times	2	4.9	2	8.3	4	6.2
Once a week	0	0.0	0	0.0	0	0.0
Several times/week	0	0.0	0	0.0	0	0.0
SUM	41		24		65	

**Q33: I bullied him or her in another way**

	<u>Girls</u>		<u>Boys</u>		<u>Girls+Boys</u>	
	N	%	N	%	N	%
Hasn't happened	37	90.2	20	83.3	57	87.7
Once or twice	4	9.8	2	8.3	6	9.2
2-3 times	0	0.0	0	0.0	0	0.0
Once a week	0	0.0	2	8.3	2	3.1
Several times/week	0	0.0	0	0.0	0	0.0
SUM	41		24		65	

**Q34: Has your class (home room) teacher or any other teacher talked with you about your bullying other students at school in the past couple of months?**

Computational basis: those who have bullied others "2-3 times a month" or more according to question 24

	<u>Girls</u>		<u>Boys</u>		<u>Girls+Boys</u>	
	N	%	N	%	N	%
No, they haven't talked with me	4	100.0	1	33.3	5	71.4
Yes, they have once	0	0.0	1	33.3	1	14.3
Yes, they have several times	0	0.0	1	33.3	1	14.3
<b>SUM</b>	<b>4</b>		<b>3</b>		<b>7</b>	

**Q35: Has any adult at home talked with you about your bullying other students at school in the past couple of months?**

Computational basis: those who have bullied others "2-3 times a month" or more according to question 24

	<u>Girls</u>		<u>Boys</u>		<u>Girls+Boys</u>	
	N	%	N	%	N	%
No, they haven't talked with me	0	0.0	0	0.0	0	0.0
Yes, they have once	3	100.0	2	50.0	5	71.4
Yes, they have several times	0	0.0	2	50.0	2	28.6
<b>SUM</b>	<b>3</b>		<b>4</b>		<b>7</b>	

**Q36: Do you think you could join in bullying a student whom you don't like?**

	<u>Girls</u>		<u>Boys</u>		<u>Girls+Boys</u>	
	N	%	N	%	N	%
Yes	4	9.5	1	4.2	5	7.6
Yes, maybe	5	11.9	2	8.3	7	10.6
I don't know	8	19.0	9	37.5	17	25.8
No, I don't think so	5	11.9	4	16.7	9	13.6
No	6	14.3	4	16.7	10	15.2
Definitely no	14	33.3	4	16.7	18	27.3
<b>SUM</b>	<b>42</b>		<b>24</b>		<b>66</b>	

**Q37: How do you usually react if you see or understand that a student your age is being bullied by other students?**

	<u>Girls</u>		<u>Boys</u>		<u>Girls+Boys</u>	
	N	%	N	%	N	%
I have never noticed it	8	19.5	7	31.8	15	23.8
I take part in the bullying	0	0.0	0	0.0	0	0.0
I don't do it, but find it OK	0	0.0	0	0.0	0	0.0
I just watch what goes on	9	22.0	7	31.8	16	25.4
I ought to help	16	39.0	4	18.2	20	31.7
I try to help	8	19.5	4	18.2	12	19.0
<b>SUM</b>	<b>41</b>		<b>22</b>		<b>63</b>	

**Q38: How often are you afraid of being bullied by other students in your school?**

	<u>Girls</u>		<u>Boys</u>		<u>Girls+Boys</u>	
	N	%	N	%	N	%
Never	12	29.3	8	36.4	20	31.7
Seldom	11	26.8	8	36.4	19	30.2
Sometimes	10	24.4	3	13.6	13	20.6
Fairly often	5	12.2	2	9.1	7	11.1
Often	1	2.4	0	0.0	1	1.6
Very often	2	4.9	1	4.5	3	4.8
SUM	41		22		63	

**Q39: Overall, how much do you think your class (home room) teacher has done to counteract bullying in the past couple of months?**

	<u>Girls</u>		<u>Boys</u>		<u>Girls+Boys</u>	
	N	%	N	%	N	%
Little or nothing	15	36.6	6	27.3	21	33.3
Fairly little somewhat	4	9.8	2	9.1	6	9.5
A good deal	10	24.4	6	27.3	16	25.4
Much	9	22.0	4	18.2	13	20.6
	3	7.3	4	18.2	7	11.1
SUM	41		22		63	