

SEATTLE PUBLIC SCHOOLS

**SAFE SCHOOLS
HEALTHY STUDENTS INITIATIVE**

OLWEUS BULLYING SURVEY REPORT

**Eckstein Middle
School**

Grade 8

August, 2003

Table of Contents

<u>Section</u>	<u>Page</u>
Response Summary	3
Bully/Victim Problems in General	3-6
Feelings and Attitudes Regarding Bullying.....	7
How Others React.....	8-11
Friends and General (Dis)Satisfaction with School.....	11-12
General Frequencies.....	12-21

Eckstein Middle School
GRADE 8 RESPONSE SUMMARY

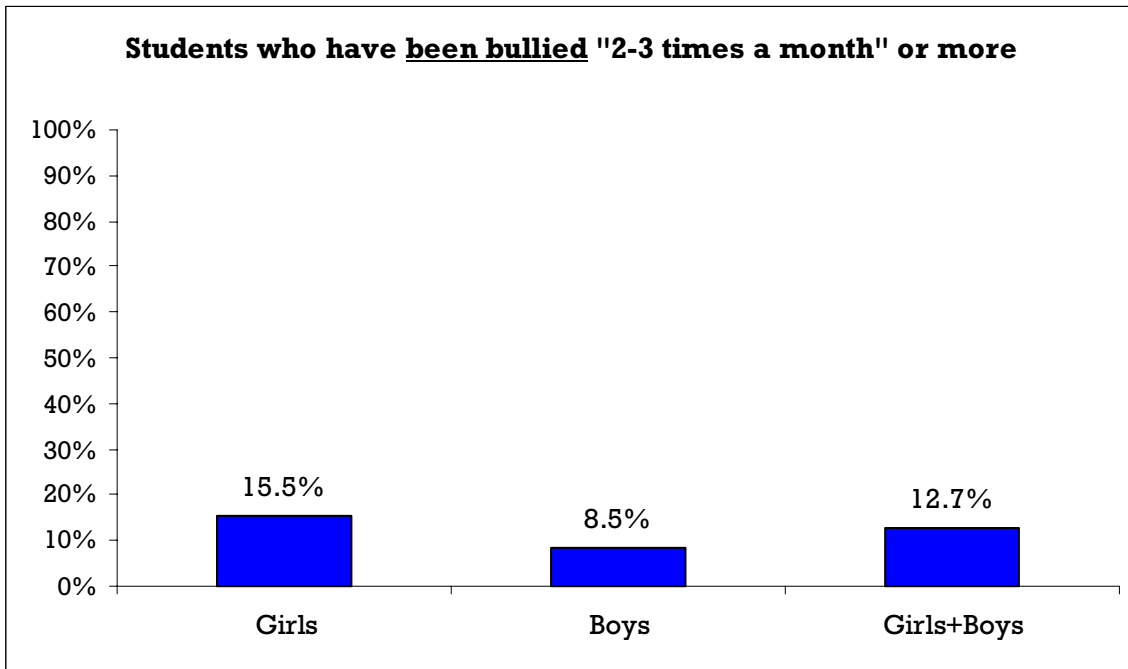
Total Number of Completed Surveys: 182

Number of Girls Completing Survey: 111 (61.0%)

Number of Boys Completing Survey: 71 (39.0%)

Overall Grade Response Rate: 43.8%
 (# responded/school grade enrollment)

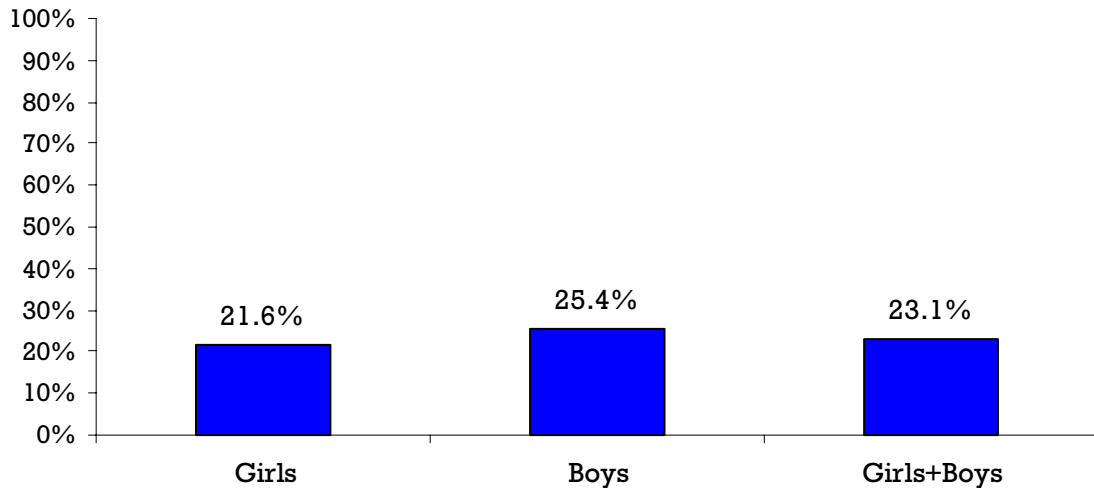
BULLY/VICTIM PROBLEMS IN GENERAL



	Girls	Boys	Girls+Boys
Total	110	71	181
Not Bullied	93	65	158
Bullied	17	6	23
% Bullied	15.5	8.5	12.7

Based on responses to Q4 (see general frequencies section of report)
 Any following calculations of students who have been bullied rely on this distribution

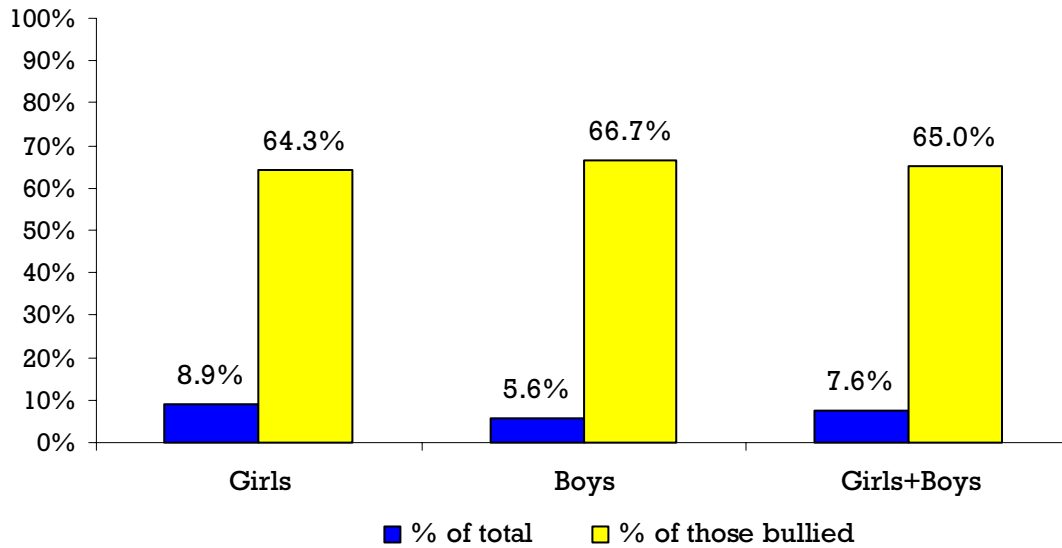
**Students who have been bullied "2-3 times a month" or more
(Alternative Computational Method)**



	Girls	Boys	Girls+Boys
Total	111	71	182
Not Bullied	87	53	140
Bullied	24	18	42
% Bullied	21.6	25.4	23.1

According to at least one of Q4-Q13 (see general frequencies section of report)

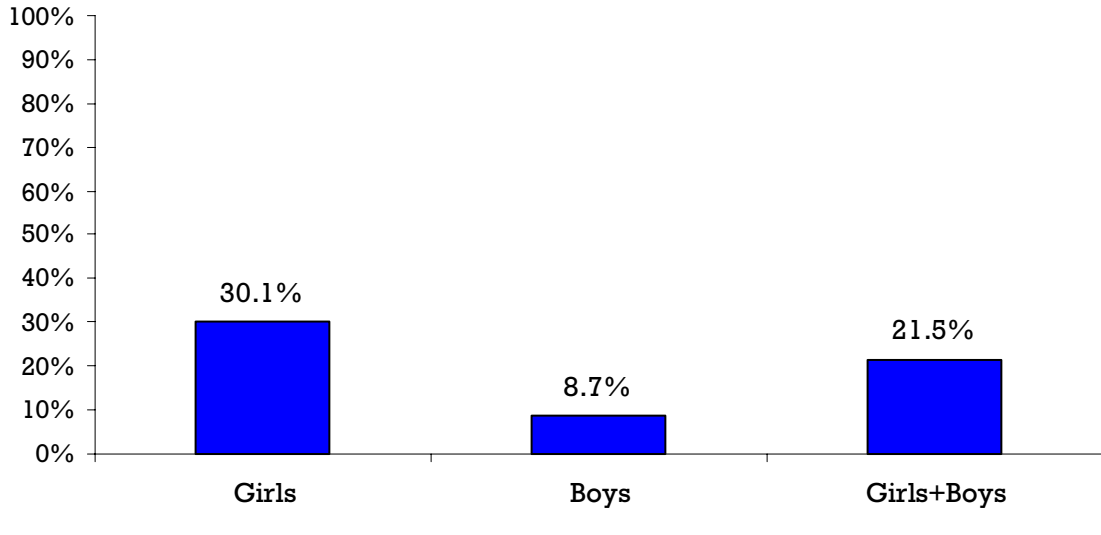
**Students who have been bullied "one year or more"
(Of students bullied "2-3 times a month" or more)**



	Girls		Boys		Girls+Boys	
	N	%	N	%	N	%
% of total	9	8.9	4	5.6	13	7.6
% of those bullied	9	64.3	4	66.7	13	65.0

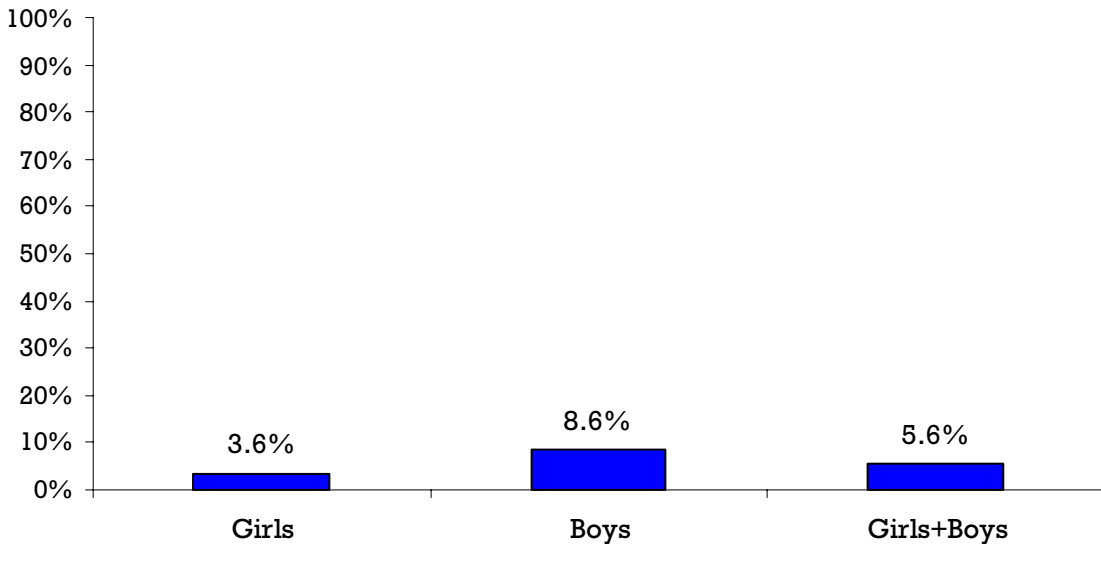
**Students who feel afraid of being bullied by other students
in the school**

(Students who respond "sometimes", "fairly often", "often" or "very often")



	Girls	Boys	Girls+Boys
Total	31	6	37
Percent	30.1	8.7	21.5

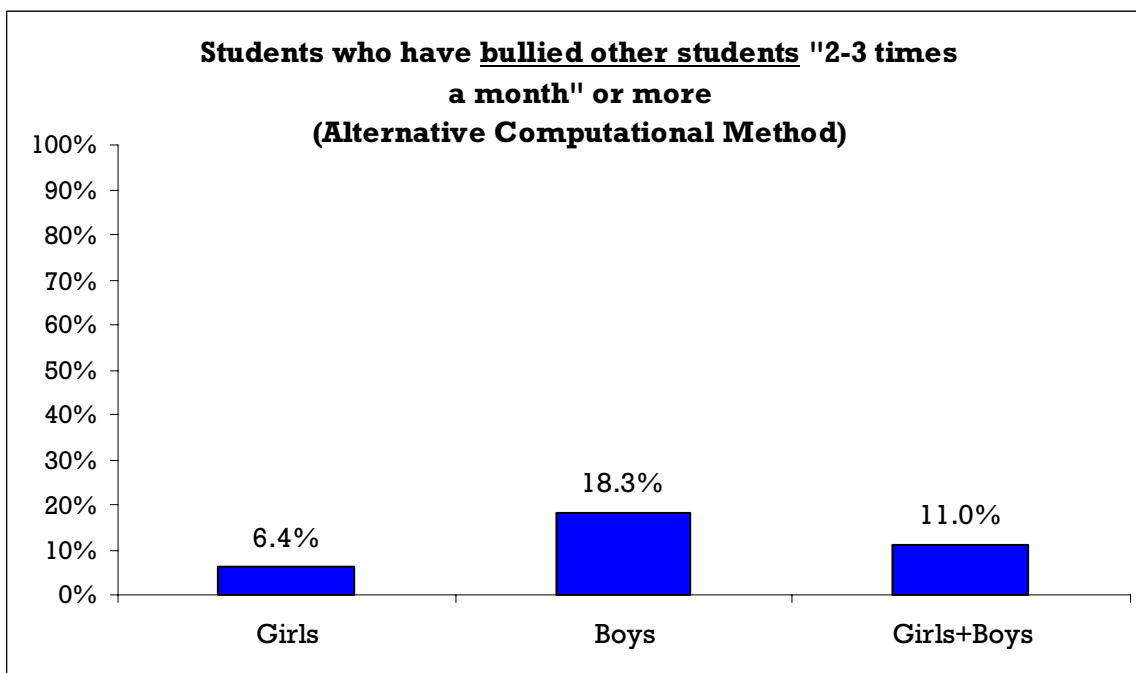
**Students who have bullied other students "2-3 times
a month" or more**



	Girls	Boys	Girls+Boys
Total	110	70	180
Not Bullied	106	64	170
Bullied	4	6	10
% Bullied	3.6	8.6	5.6

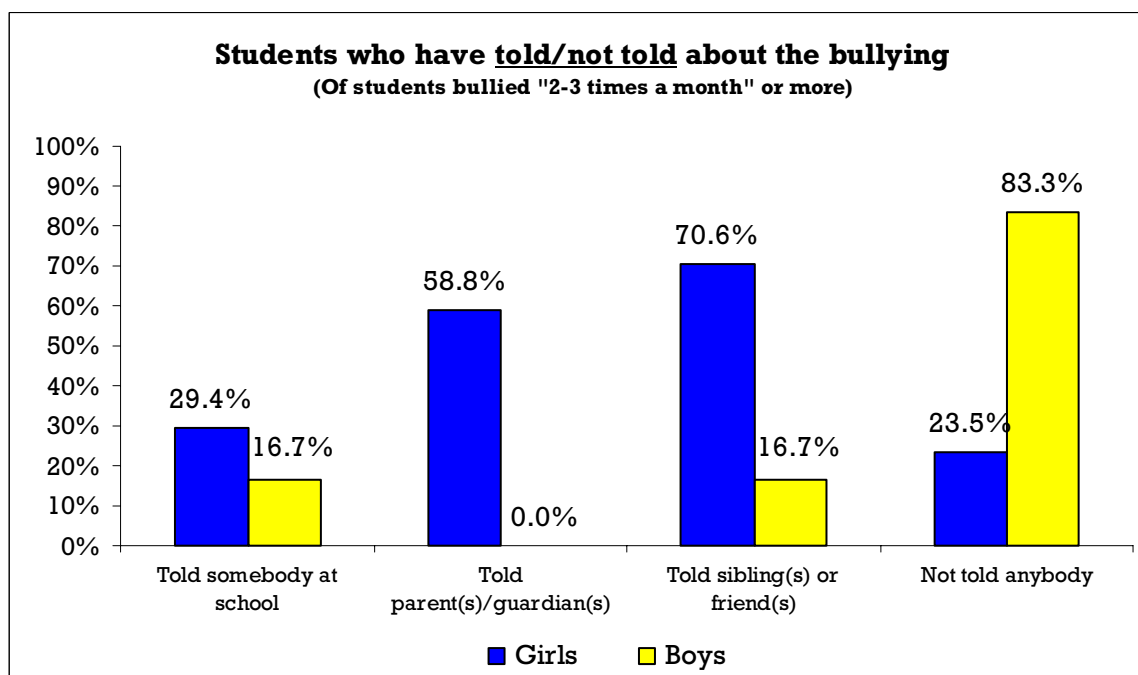
Based on responses to Q24 (see general frequencies section of report)

Any following calculations of students who have bullied rely on this distribution



	Girls	Boys	Girls+Boys
Total	110	71	181
Not Bullied	103	58	161
Bullied	7	13	20
% Bullied	6.4	18.3	11.0

According to at least one of Q24-Q33 (see general frequencies section of report)

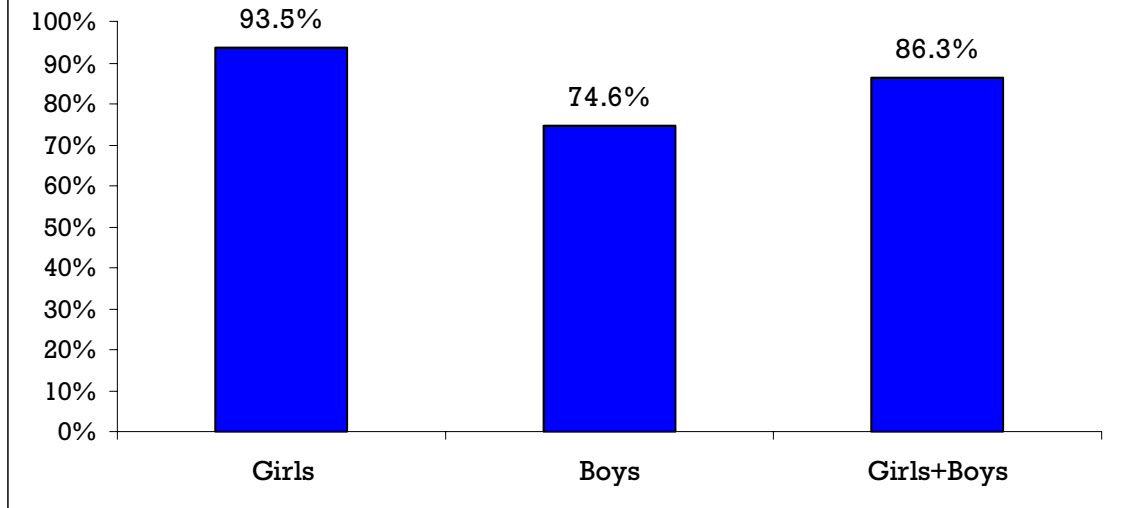


	Girls		Boys		Girls+Boys	
	N	%	N	%	N	%
Told somebody at school	5/17	29.4	1/6	16.7	6	26.1
Told parent(s)/guardian(s)	10/17	58.8	0/6	0.0	10	43.5
Told sibling(s) or friend(s)	12/17	70.6	1/6	16.7	13	56.5
Not told anybody	4/17	23.5	5/6	83.3	9	39.1

FEELINGS AND ATTITUDES REGARDING BULLYING

**When you see a student your age being bullied at school,
what do you feel or think?**

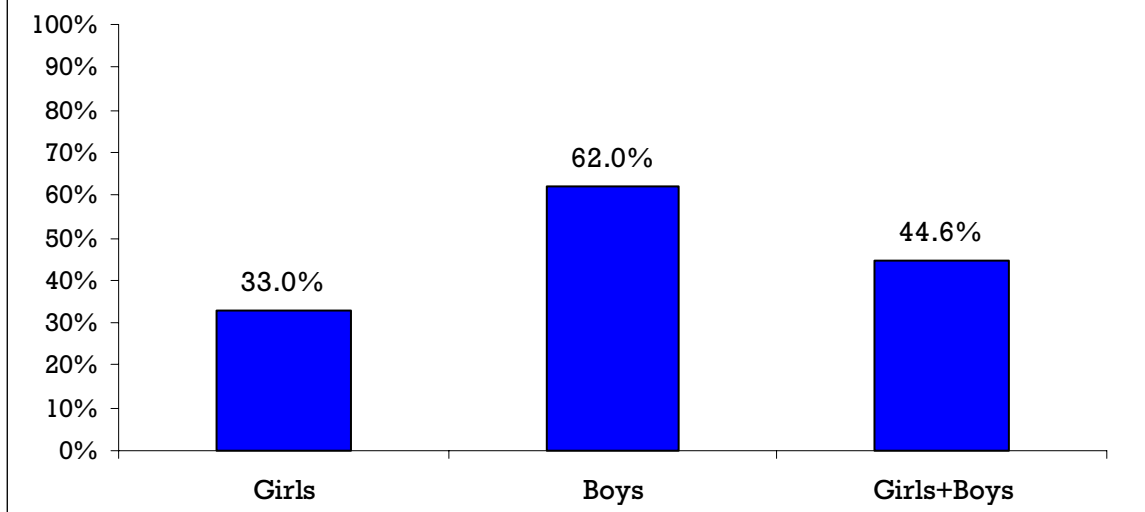
(Students who "feel a bit sorry" or "feel sorry and want to help")



<u>Girls</u>		<u>Boys</u>		<u>Girls+Boys</u>	
N	%	N	%	N	%
101	93.5	50	74.6	151	86.3

**Do you think you could join in bullying a student
whom you don't like?**

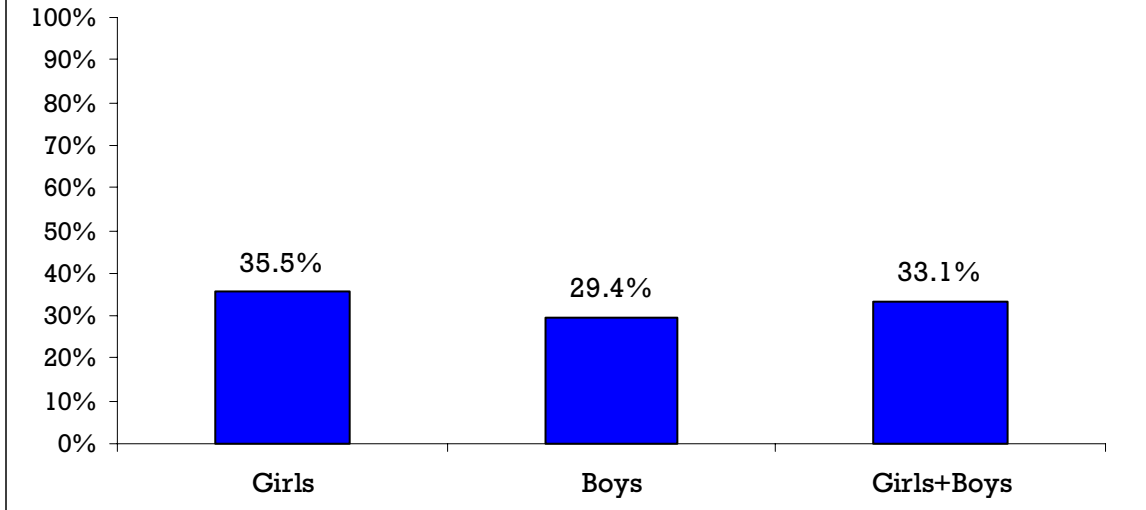
(Students responding "yes", "yes, maybe" or "I do not know")



<u>Girls</u>		<u>Boys</u>		<u>Girls+Boys</u>	
N	%	N	%	N	%
35	33.0	44	62.0	79	44.6

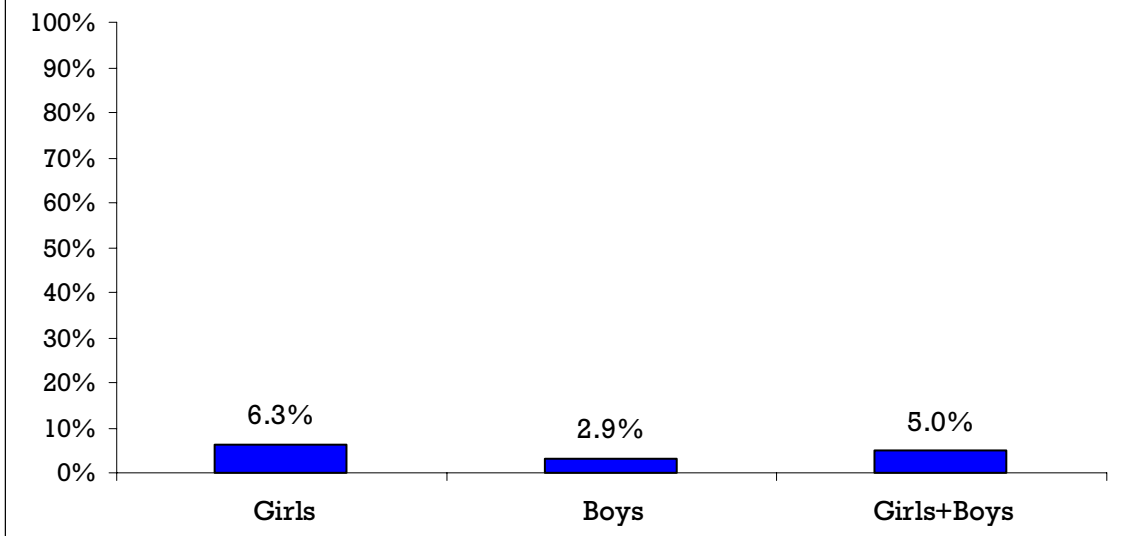
HOW OTHERS REACT

How often do the teachers or other adults at school try to put a stop to it when a student is being bullied at school?
(Students responding "often" or "almost always")



<u>Girls</u>		<u>Boys</u>		<u>Girls+Boys</u>	
N	%	N	%	N	%
39	35.5	20	29.4	59	33.1

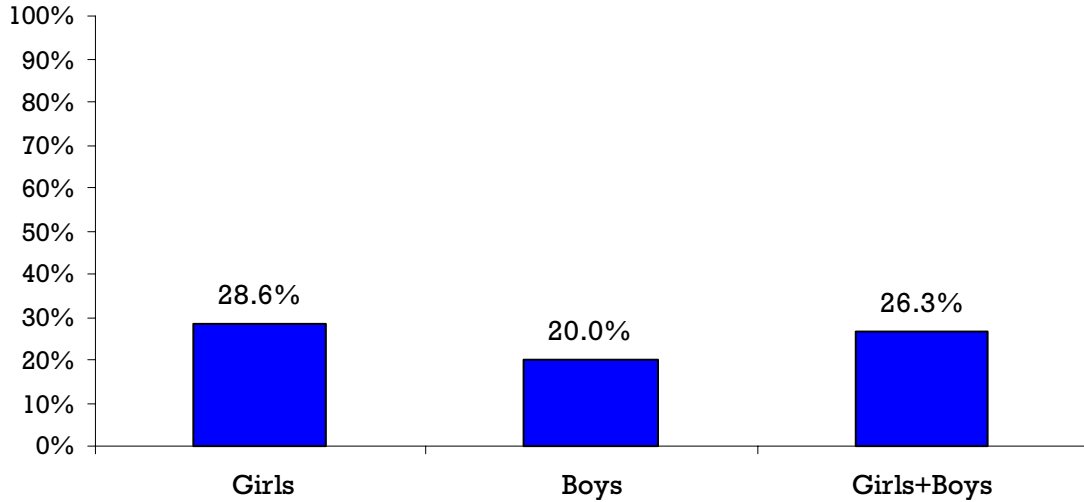
How often do other students try to put a stop to it when a student is being bullied at school?
(Students responding "often" or "almost always")



<u>Girls</u>		<u>Boys</u>		<u>Girls+Boys</u>	
N	%	N	%	N	%
7	6.3	2	2.9	9	5.0

Has any adult at home contacted the school to try to stop your being bullied at school in the past couple of months?

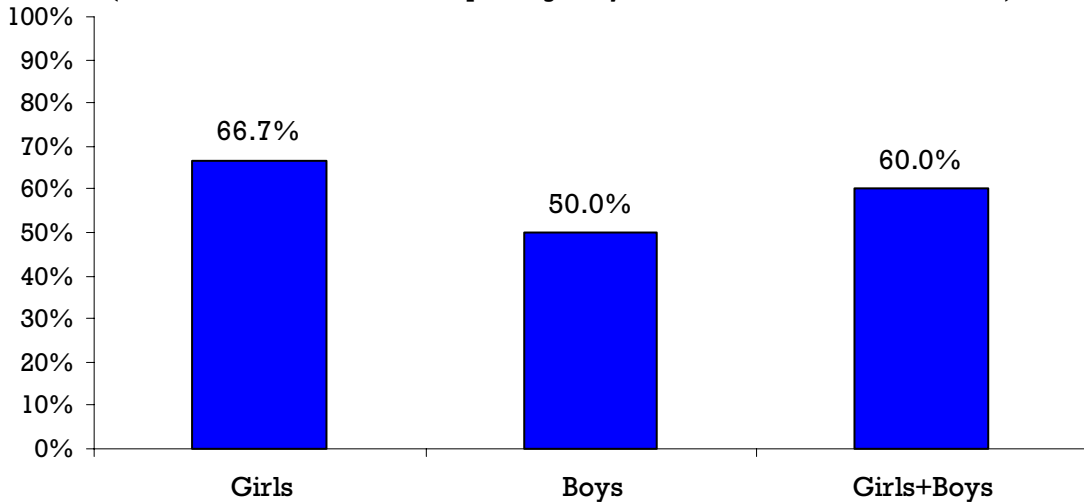
(Students who "have been bullied" responding "they have contacted the school once" or more)



<u>Girls</u>		<u>Boys</u>		<u>Girls+Boys</u>	
N	%	N	%	N	%
4/14	28.6	1/5	20.0	5	26.3

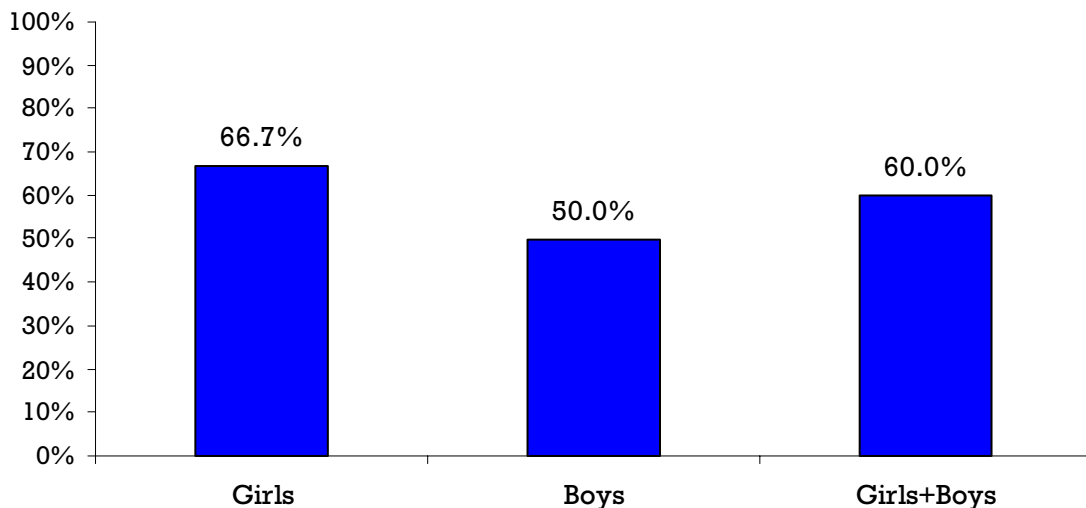
Has your home room teacher or any other teacher talked with you about your bullying other students at school in the past couple of months?

(Students who "have bullied" responding "they have talked with me once" or more)



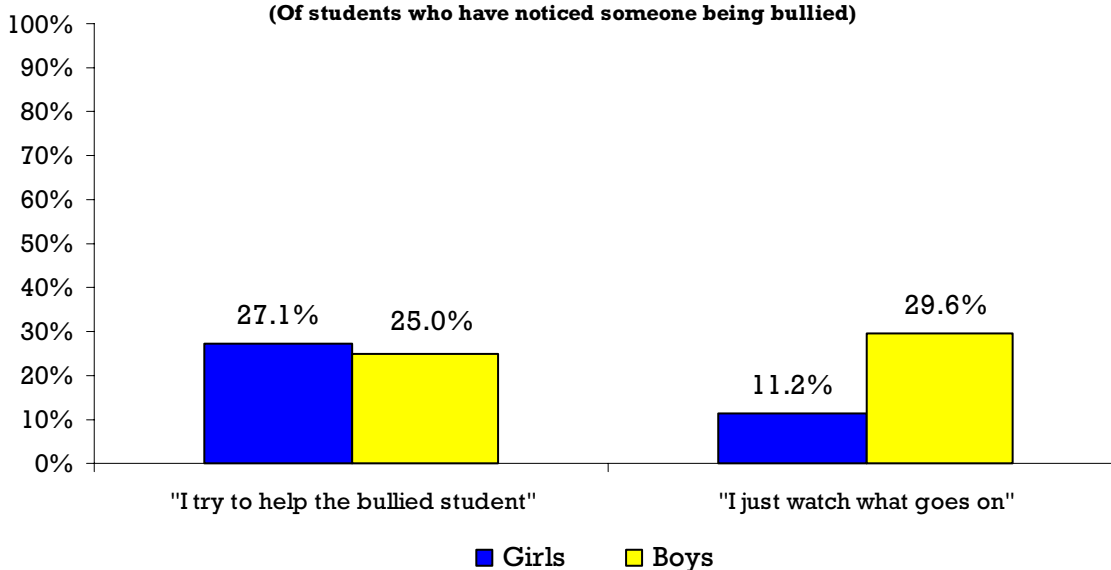
<u>Girls</u>		<u>Boys</u>		<u>Girls+Boys</u>	
N	%	N	%	N	%
2/3	66.7	1/2	50.0	3	60.0

Has any adult at home talked with you about your bullying other students at school in the past couple of months?
 (Students who "have bullied" responding "those at home have talked with me once" or more)



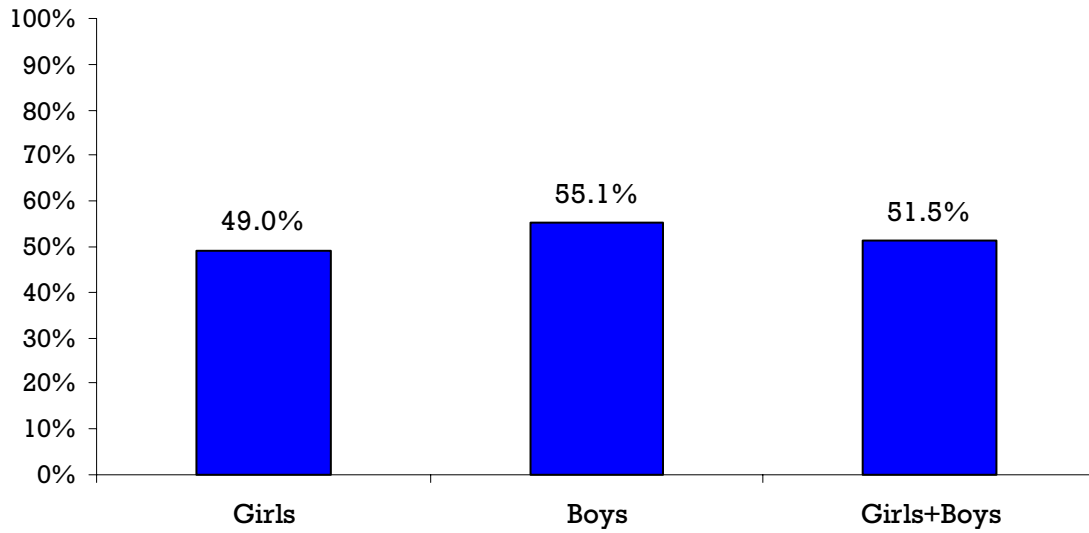
<u>Girls</u>		<u>Boys</u>		<u>Girls+Boys</u>	
N	%	N	%	N	%
2/3	66.7	1/2	50.0	3	60.0

How do you usually react if you see or understand that a student your age is being bullied by other students?
 (Of students who have noticed someone being bullied)



	<u>Girls</u>		<u>Boys</u>		<u>Girls+Boys</u>	
	N	%	N	%	N	%
I try to help the bullied student	23	27.1	13	25.0	36	26.3
I just watch what goes on	10	11.2	16	29.6	26	18.2

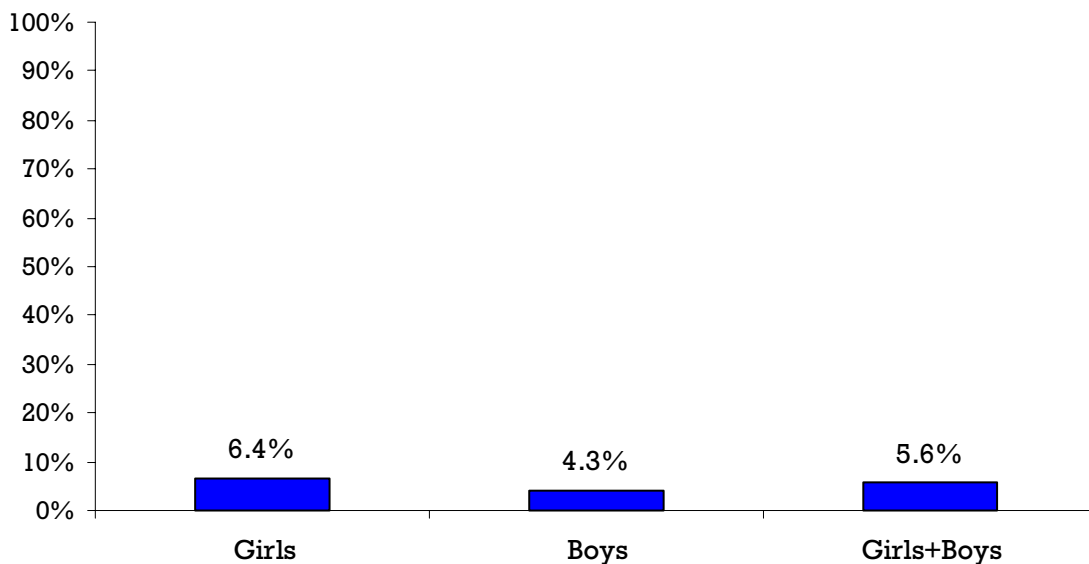
Overall, how much do you think your home room teacher has done to counteract bullying in the past couple of months?
 (Students responding "little or nothing" or "fairly little")



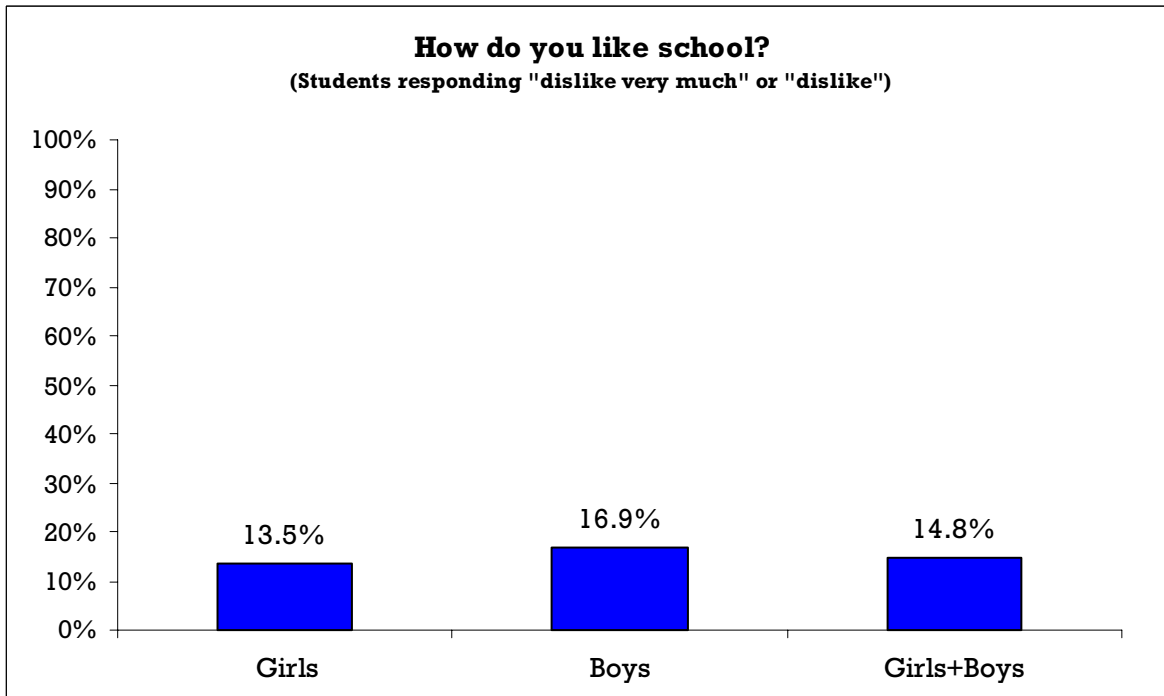
<u>Girls</u>		<u>Boys</u>		<u>Girls+Boys</u>	
N	%	N	%	N	%
50	49.0	38	55.1	88	51.5

FRIENDS AND GENERAL (DIS)SATISFACTION WITH SCHOOL

How many good friends do you have in your class(es)?
 (Students responding "none" or "1 good friend")



<u>Girls</u>		<u>Boys</u>		<u>Girls+Boys</u>	
N	%	N	%	N	%
7	6.4	3	4.3	10	5.6



<u>Girls</u>		<u>Boys</u>		<u>Girls+Boys</u>	
N	%	N	%	N	%
15	13.5	12	16.9	27	14.8

GENERAL FREQUENCIES

Q1: How do you like school?

	<u>Girls</u>		<u>Boys</u>		<u>Girls+Boys</u>	
	N	%	N	%	N	%
Dislike very much	3	2.7	6	8.5	9	4.9
Dislike	12	10.8	6	8.5	18	9.9
Neither like nor dislike	34	30.6	26	36.6	60	33.0
Like school	51	45.9	31	43.7	82	45.1
Like very much	11	9.9	2	2.8	13	7.1
SUM	111		71		182	

Q2: Are you a boy or a girl? (frequencies reported on page 3 of this report)

Q3: How many good friends do you have in your class(es)?

	<u>Girls</u>		<u>Boys</u>		<u>Girls+Boys</u>	
	N	%	N	%	N	%
None	2	1.8	1	1.4	3	1.7
1 good friend	5	4.5	2	2.9	7	3.9
2-3 good friends	38	34.5	20	28.6	58	32.2
4-5 good friends	33	30.0	24	34.3	57	31.7
6+ good friends	32	29.1	23	32.9	55	30.6
SUM	110		70		180	

Q4: How often have you been bullied at school in the past couple of months?

	<u>Girls</u>		<u>Boys</u>		<u>Girls+Boys</u>	
	N	%	N	%	N	%
Not been bullied	74	67.3	48	67.6	122	67.4
Once or twice	19	17.3	17	23.9	36	19.9
2-3 times	7	6.4	1	1.4	8	4.4
Once a week	2	1.8	2	2.8	4	2.2
Several times/week	8	7.3	3	4.2	11	6.1
SUM	110		71		181	

Q5: I was called mean names, was made fun of and teased in a hurtful way

	<u>Girls</u>		<u>Boys</u>		<u>Girls+Boys</u>	
	N	%	N	%	N	%
Hasn't happened	72	65.5	45	63.4	117	64.6
Once or twice	22	20.0	18	25.4	40	22.1
2-3 times	6	5.5	2	2.8	8	4.4
Once a week	1	0.9	3	4.2	4	2.2
Several times/week	9	8.2	3	4.2	12	6.6
SUM	110		71		181	

Q6: Other students kept me out of things on purpose, excluded me from their group of friends or completely ignored me

	<u>Girls</u>		<u>Boys</u>		<u>Girls+Boys</u>	
	N	%	N	%	N	%
Hasn't happened	76	68.5	54	76.1	130	71.4
Once or twice	28	25.2	13	18.3	41	22.5
2-3 times	4	3.6	2	2.8	6	3.3
Once a week	2	1.8	1	1.4	3	1.6
Several times/week	1	0.9	1	1.4	2	1.1
SUM	111		71		182	

Q7: I was hit, kicked, pushed, shoved around or locked indoors

	<u>Girls</u>		<u>Boys</u>		<u>Girls+Boys</u>	
	N	%	N	%	N	%
Hasn't happened	95	85.6	55	77.5	150	82.4
Once or twice	12	10.8	10	14.1	22	12.1
2-3 times	2	1.8	1	1.4	3	1.6
Once a week	2	1.8	2	2.8	4	2.2
Several times/week	0	0.0	3	4.2	3	1.6
SUM	111		71		182	

Q8: Other students told lies or spread false rumors about me and tried to make others dislike me

	<u>Girls</u>		<u>Boys</u>		<u>Girls+Boys</u>	
	N	%	N	%	N	%
Hasn't happened	87	78.4	52	73.2	139	76.4
Once or twice	19	17.1	13	18.3	32	17.6
2-3 times	1	0.9	4	5.6	5	2.7
Once a week	1	0.9	1	1.4	2	1.1
Several times/week	3	2.7	1	1.4	4	2.2
SUM	111		71		182	

Q9: I had money or other things taken away from me or damaged

	<u>Girls</u>		<u>Boys</u>		<u>Girls+Boys</u>	
	N	%	N	%	N	%
Hasn't happened	100	90.1	66	93.0	166	91.2
Once or twice	7	6.3	1	1.4	8	4.4
2-3 times	1	0.9	2	2.8	3	1.6
Once a week	1	0.9	1	1.4	2	1.1
Several times/week	2	1.8	1	1.4	3	1.6
SUM	111		71		182	

Q10: I was threatened or forced to do things I didn't want to do

	<u>Girls</u>		<u>Boys</u>		<u>Girls+Boys</u>	
	N	%	N	%	N	%
Hasn't happened	98	88.3	65	91.5	163	89.6
Once or twice	12	10.8	3	4.2	15	8.2
2-3 times	0	0.0	1	1.4	1	0.5
Once a week	0	0.0	1	1.4	1	0.5
Several times/week	1	0.9	1	1.4	2	1.1
SUM	111		71		182	

Q11: I was bullied with mean names or comments about my race or color

	<u>Girls</u>		<u>Boys</u>		<u>Girls+Boys</u>	
	N	%	N	%	N	%
Hasn't happened	102	91.9	54	76.1	156	85.7
Once or twice	7	6.3	9	12.7	16	8.8
2-3 times	0	0.0	4	5.6	4	2.2
Once a week	0	0.0	1	1.4	1	0.5
Several times/week	2	1.8	3	4.2	5	2.7
SUM	111		71		182	

Q12: I was bullied with mean names, comments, or gestures with a sexual meaning

	<u>Girls</u>		<u>Boys</u>		<u>Girls+Boys</u>	
	N	%	N	%	N	%
Hasn't happened	86	77.5	61	85.9	147	80.8
Once or twice	22	19.8	8	11.3	30	16.5
2-3 times	1	0.9	0	0.0	1	0.5
Once a week	1	0.9	0	0.0	1	0.5
Several times/week	1	0.9	2	2.8	3	1.6
SUM	111		71		182	

Q13: I was bullied in another way

	<u>Girls</u>		<u>Boys</u>		<u>Girls+Boys</u>	
	N	%	N	%	N	%
Hasn't happened	89	80.2	61	85.9	150	82.4
Once or twice	15	13.5	9	12.7	24	13.2
2-3 times	1	0.9	0	0.0	1	0.5
Once a week	1	0.9	1	1.4	2	1.1
Several times/week	5	4.5	0	0.0	5	2.7
SUM	111		71		182	

Q14: In which class(es) is the student or students who bully you?

Computational basis: those bullied "once or twice" or more according to question 4

	<u>Girls</u>		<u>Boys</u>		<u>Girls+Boys</u>	
	N	%	N	%	N	%
In my class	13	46.4	6	40.0	19	44.2
Different class, same grade	11	39.3	6	40.0	17	39.5
In a higher grade	0	0.0	0	0.0	0	0.0
In a lower grade	1	3.6	3	20.0	4	9.3
In different grades	3	10.7	0	0.0	3	7.0
SUM	28		15		43	

Q15: Have you been bullied by boys or girls?

Computational basis: those bullied "once or twice" or more according to question 4

	<u>Girls</u>		<u>Boys</u>		<u>Girls+Boys</u>	
	N	%	N	%	N	%
Mainly by 1 girl	4	12.9	0	0.0	4	9.1
By several girls	6	19.4	1	7.7	7	15.9
Mainly by 1 boy	9	29.0	6	46.2	15	34.1
By several boys	4	12.9	4	30.8	8	18.2
Both boys and girls	8	25.8	2	15.4	10	22.7
SUM	31		13		44	

Q16: By how many students have you usually been bullied?

Computational basis: those bullied "once or twice" or more according to question 4

	<u>Girls</u>		<u>Boys</u>		<u>Girls+Boys</u>	
	N	%	N	%	N	%
Mainly by 1 student	10	33.3	6	42.9	16	36.4
By a group of 2-3 students	13	43.3	6	42.9	19	43.2
By a group of 4-9 students	3	10.0	0	0.0	3	6.8
By a group of more than 9	2	6.7	1	7.1	3	6.8
By different students/groups	2	6.7	1	7.1	3	6.8
SUM	30		14		44	

Q17: How long has the bullying lasted?

Computational basis: those bullied "2-3 times a month" or more according to question 4

	<u>Girls</u>		<u>Boys</u>		<u>Girls+Boys</u>	
	N	%	N	%	N	%
1 or 2 weeks	2	14.3	0	0.0	2	10.0
About a month	2	14.3	0	0.0	2	10.0
About 6 months	1	7.1	2	33.3	3	15.0
About a year	3	21.4	0	0.0	3	15.0
Several years	6	42.9	4	66.7	10	50.0
SUM	14		6		20	

Q18: Where have you been bullied?

Computational basis: those bullied "once or twice" or more according to question 4

	<u>Girls</u>		<u>Boys</u>		<u>Girls+Boys</u>	
	N	%	N	%	N	%
In the playground/athletic field	7	29.2	1	14.3	8	25.8
In the hallways/stairwells	16	61.5	7	63.6	23	62.2
In class (with teacher present)	19	79.2	6	66.7	25	75.8
In the classroom (teacher absent)	15	57.7	5	55.6	20	57.1
In the bathroom	2	8.3	1	12.5	3	9.4
In gym class/locker room/shower	7	26.9	5	50.0	12	33.3
In the lunch room	9	39.1	4	40.0	13	39.4
On the way to and from school	4	16.7	3	30.0	7	20.6
At the school bus stop	2	9.1	1	8.3	3	8.8
On the school bus	3	13.6	4	30.8	7	20.0
Somewhere else in school	2	9.5	1	10.0	3	9.7
SUM	86		38		124	

Q19: Have you told anyone that you have been bullied at school in the past couple of months?

Computational basis: those bullied "2-3 times a month" or more according to question 4

	<u>Girls</u>		<u>Boys</u>		<u>Girls+Boys</u>	
	N	%	N	%	N	%
Been bullied but not told anybody	4	23.5	5	83.3	9	39.1
Been bullied and told somebody	13	76.5	1	16.7	14	60.9
SUM	17		6		23	

Q19A: Who have you told that you have been bullied?

	<u>Girls</u>		<u>Boys</u>		<u>Girls+Boys</u>	
	N	%	N	%	N	%
Your class (home room) teacher	2	11.8	1	16.7	3	13.0
Another adult at school	5	29.4	1	16.7	6	26.1
Your parent(s)/guardian(s)	10	58.8	0	0.0	10	43.5
Your brother(s) or sister(s)	4	23.5	0	0.0	4	17.4
Your friend(s)	12	70.6	1	16.7	13	56.5
Somebody else	4	23.5	0	0.0	4	17.4
SUM	37		3		40	

Q20: How often do the teachers or other adults at school try to put a stop to it when a student is being bullied at school?

	<u>Girls</u>		<u>Boys</u>		<u>Girls+Boys</u>	
	N	%	N	%	N	%
Almost never	15	13.6	13	19.1	28	15.7
Once in a while	23	20.9	17	25.0	40	22.5
Sometimes	33	30.0	18	26.5	51	28.7
Often	23	20.9	14	20.6	37	20.8
Almost always	16	14.5	6	8.8	22	12.4
SUM	110		68		178	

Q21: How often do other students try to put a stop to it when a student is being bullied at school?

	<u>Girls</u>		<u>Boys</u>		<u>Girls+Boys</u>	
	N	%	N	%	N	%
Almost never	38	34.2	39	57.4	77	43.0
Once in a while	34	30.6	16	23.5	50	27.9
Sometimes	32	28.8	11	16.2	43	24.0
Often	7	6.3	1	1.5	8	4.5
Almost always	0	0.0	1	1.5	1	0.6
SUM	111		68		179	

Q22: Has any adult at home contacted the school to try to stop your being bullied at school in the past couple of months?

Computational basis: those bullied "2-3 times a month" or more according to question 4

	<u>Girls</u>		<u>Boys</u>		<u>Girls+Boys</u>	
	N	%	N	%	N	%
No, not contacted the school	10	71.4	4	80.0	14	73.7
Yes, once	2	14.3	0	0.0	2	10.5
Yes, several times	2	14.3	1	20.0	3	15.8
SUM	14		5		19	

Q23: When you see a student your age being bullied at school, what do you feel or think?

	<u>Girls</u>		<u>Boys</u>		<u>Girls+Boys</u>	
	N	%	N	%	N	%
He/she probably deserves it	2	1.9	6	9.0	8	4.6
Don't feel much	5	4.6	11	16.4	16	9.1
Feel a bit sorry	31	28.7	23	34.3	54	30.9
Feel sorry and want to help	70	64.8	27	40.3	97	55.4
SUM	108		67		175	

Q24: How often have you taken part in bullying another student(s) at school in the past couple of months?

	<u>Girls</u>		<u>Boys</u>		<u>Girls+Boys</u>	
	N	%	N	%	N	%
Not bullied	87	79.1	55	78.6	142	78.9
Once or twice	19	17.3	9	12.9	28	15.6
2-3 times	3	2.7	3	4.3	6	3.3
Once a week	1	0.9	1	1.4	2	1.1
Several times/week	0	0.0	2	2.9	2	1.1
SUM	110		70		180	

Q25: I called another student(s) mean names, made fun of and teased him or her in a hurtful way

	<u>Girls</u>		<u>Boys</u>		<u>Girls+Boys</u>	
	N	%	N	%	N	%
Hasn't happened	95	87.2	55	77.5	150	83.3
Once or twice	11	10.1	8	11.3	19	10.6
2-3 times	1	0.9	3	4.2	4	2.2
Once a week	1	0.9	1	1.4	2	1.1
Several times/week	1	0.9	4	5.6	5	2.8
SUM	109		71		180	

Q26: I kept him or her out of things on purpose, excluded him or her from my group of friends or completely ignored him or her

	<u>Girls</u>		<u>Boys</u>		<u>Girls+Boys</u>	
	N	%	N	%	N	%
Hasn't happened	91	83.5	59	83.1	150	83.3
Once or twice	16	14.7	6	8.5	22	12.2
2-3 times	1	0.9	1	1.4	2	1.1
Once a week	1	0.9	0	0.0	1	0.6
Several times/week	0	0.0	5	7.0	5	2.8
SUM	109		71		180	

Q27: I hit, kicked, pushed, and shoved him or her around or locked him or her indoors

	<u>Girls</u>		<u>Boys</u>		<u>Girls+Boys</u>	
	N	%	N	%	N	%
Hasn't happened	104	95.4	65	91.5	169	93.9
Once or twice	4	3.7	4	5.6	8	4.4
2-3 times	0	0.0	0	0.0	0	0.0
Once a week	0	0.0	0	0.0	0	0.0
Several times/week	1	0.9	2	2.8	3	1.7
SUM	109		71		180	

Q28: I spread false rumors about him or her and tried to make others dislike him or her

	<u>Girls</u>		<u>Boys</u>		<u>Girls+Boys</u>	
	N	%	N	%	N	%
Hasn't happened	100	91.7	66	93.0	166	92.2
Once or twice	8	7.3	1	1.4	9	5.0
2-3 times	0	0.0	0	0.0	0	0.0
Once a week	0	0.0	0	0.0	0	0.0
Several times/week	1	0.9	4	5.6	5	2.8
SUM	109		71		180	

Q29: I took money or other things from him or her or damaged his or her belongings

	<u>Girls</u>		<u>Boys</u>		<u>Girls+Boys</u>	
	N	%	N	%	N	%
Hasn't happened	104	95.4	66	93.0	170	94.4
Once or twice	3	2.8	1	1.4	4	2.2
2-3 times	1	0.9	1	1.4	2	1.1
Once a week	1	0.9	1	1.4	2	1.1
Several times/week	0	0.0	2	2.8	2	1.1
SUM	109		71		180	

Q30: I threatened or forced him or her to do things he or she didn't want to do

	<u>Girls</u>		<u>Boys</u>		<u>Girls+Boys</u>	
	N	%	N	%	N	%
Hasn't happened	108	99.1	67	94.4	175	97.2
Once or twice	1	0.9	0	0.0	1	0.6
2-3 times	0	0.0	0	0.0	0	0.0
Once a week	0	0.0	1	1.4	1	0.6
Several times/week	0	0.0	3	4.2	3	1.7
SUM	109		71		180	

Q31: I bullied him or her with mean names about his or her race or color

	<u>Girls</u>		<u>Boys</u>		<u>Girls+Boys</u>	
	N	%	N	%	N	%
Hasn't happened	106	97.2	68	95.8	174	96.7
Once or twice	3	2.8	0	0.0	3	1.7
2-3 times	0	0.0	1	1.4	1	0.6
Once a week	0	0.0	1	1.4	1	0.6
Several times/week	0	0.0	1	1.4	1	0.6
SUM	109		71		180	

Q32: I bullied him or her with mean names, comments, or gestures with a sexual meaning

	<u>Girls</u>		<u>Boys</u>		<u>Girls+Boys</u>	
	N	%	N	%	N	%
Hasn't happened	106	97.2	64	90.1	170	94.4
Once or twice	3	2.8	2	2.8	5	2.8
2-3 times	0	0.0	2	2.8	2	1.1
Once a week	0	0.0	1	1.4	1	0.6
Several times/week	0	0.0	2	2.8	2	1.1
SUM	109		71		180	

Q33: I bullied him or her in another way

	<u>Girls</u>		<u>Boys</u>		<u>Girls+Boys</u>	
	N	%	N	%	N	%
Hasn't happened	107	98.2	69	97.2	176	97.8
Once or twice	2	1.8	1	1.4	3	1.7
2-3 times	0	0.0	0	0.0	0	0.0
Once a week	0	0.0	0	0.0	0	0.0
Several times/week	0	0.0	1	1.4	1	0.6
SUM	109		71		180	

Q34: Has your class (home room) teacher or any other teacher talked with you about your bullying other students at school in the past couple of months?

Computational basis: those who have bullied others "2-3 times a month" or more according to question 24

	<u>Girls</u>		<u>Boys</u>		<u>Girls+Boys</u>	
	N	%	N	%	N	%
No, they haven't talked with me	1	33.3	1	50.0	2	40.0
Yes, they have once	2	66.7	0	0.0	2	40.0
Yes, they have several times	0	0.0	1	50.0	1	20.0
SUM	3		2		5	

Q35: Has any adult at home talked with you about your bullying other students at school in the past couple of months?

Computational basis: those who have bullied others "2-3 times a month" or more according to question 24

	<u>Girls</u>		<u>Boys</u>		<u>Girls+Boys</u>	
	N	%	N	%	N	%
No, they haven't talked with me	1	33.3	1	50.0	2	40.0
Yes, they have once	2	66.7	0	0.0	2	40.0
Yes, they have several times	0	0.0	1	50.0	1	20.0
SUM	3		2		5	

Q36: Do you think you could join in bullying a student whom you don't like?

	<u>Girls</u>		<u>Boys</u>		<u>Girls+Boys</u>	
	N	%	N	%	N	%
Yes	5	4.7	11	15.5	16	9.0
Yes, maybe	8	7.5	12	16.9	20	11.3
I don't know	22	20.8	21	29.6	43	24.3
No, I don't think so	10	9.4	8	11.3	18	10.2
No	29	27.4	7	9.9	36	20.3
Definitely no	32	30.2	12	16.9	44	24.9
SUM	106		71		177	

Q37: How do you usually react if you see or understand that a student your age is being bullied by other students?

	<u>Girls</u>		<u>Boys</u>		<u>Girls+Boys</u>	
	N	%	N	%	N	%
I have never noticed it	17	16.7	17	24.6	34	19.9
I take part in the bullying	0	0.0	2	2.9	2	1.2
I don't do it, but find it OK	0	0.0	1	1.4	1	0.6
I just watch what goes on	10	9.8	16	23.2	26	15.2
I ought to help	52	51.0	20	29.0	72	42.1
I try to help	23	22.5	13	18.8	36	21.1
SUM	102		69		171	

Q38: How often are you afraid of being bullied by other students in your school?

	<u>Girls</u>		<u>Boys</u>		<u>Girls+Boys</u>	
	N	%	N	%	N	%
Never	48	46.6	44	63.8	92	53.5
Seldom	24	23.3	19	27.5	43	25.0
Sometimes	16	15.5	3	4.3	19	11.0
Fairly often	5	4.9	1	1.4	6	3.5
Often	6	5.8	1	1.4	7	4.1
Very often	4	3.9	1	1.4	5	2.9
SUM	103		69		172	

Q39: Overall, how much do you think your class (home room) teacher has done to counteract bullying in the past couple of months?

	<u>Girls</u>		<u>Boys</u>		<u>Girls+Boys</u>	
	N	%	N	%	N	%
Little or nothing	34	33.3	28	40.6	62	36.3
Fairly little somewhat	16	15.7	10	14.5	26	15.2
A good deal	39	38.2	20	29.0	59	34.5
Much	9	8.8	9	13.0	18	10.5
	4	3.9	2	2.9	6	3.5
SUM	102		69		171	