

SEATTLE PUBLIC SCHOOLS

**SAFE SCHOOLS
HEALTHY STUDENTS INITIATIVE**

OLWEUS BULLYING SURVEY REPORT

**Eckstein Middle
School**

Grade 7

August, 2003

Table of Contents

<u>Section</u>	<u>Page</u>
Response Summary	3
Bully/Victim Problems in General	3-6
Feelings and Attitudes Regarding Bullying.....	7
How Others React.....	8-11
Friends and General (Dis)Satisfaction with School.....	11-12
General Frequencies.....	12-21

Eckstein Middle School
GRADE 7 RESPONSE SUMMARY

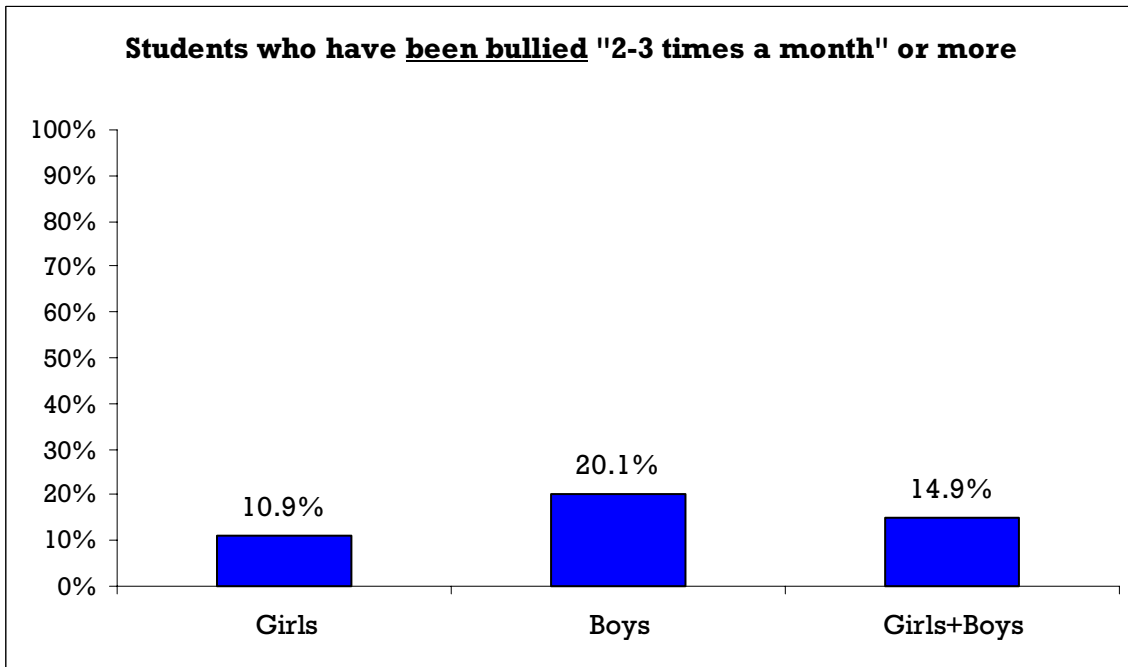
Total Number of Completed Surveys: 311

Number of Girls Completing Survey: 176 (57.0%)

Number of Boys Completing Survey: 135 (43.0%)

Overall Grade Response Rate: 74.8%
 (# responded/school grade enrollment)

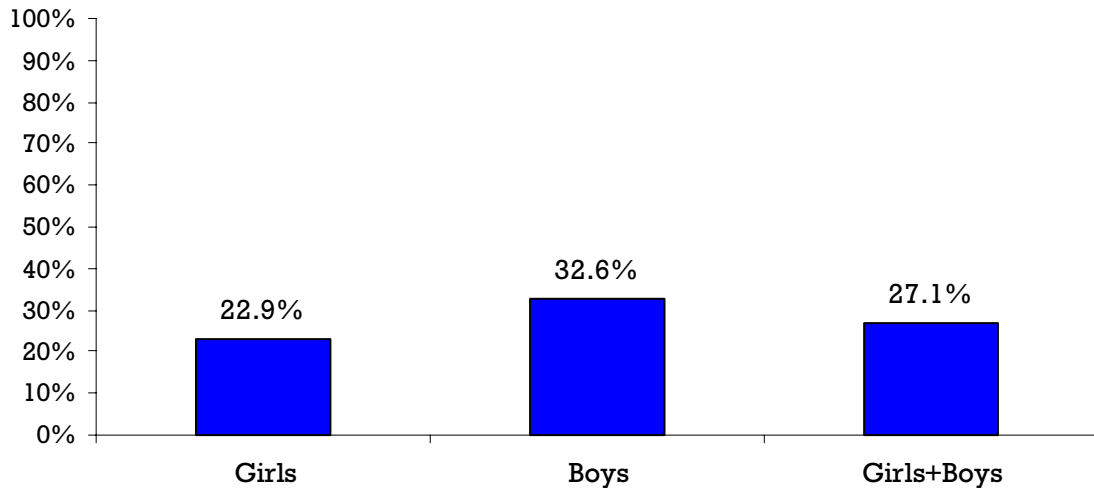
BULLY/VICTIM PROBLEMS IN GENERAL



	Girls	Boys	Girls+Boys
Total	174	134	308
Not Bullied	155	107	262
Bullied	19	27	46
% Bullied	10.9	20.1	14.9

Based on responses to Q4 (see general frequencies section of report)
 Any following calculations of students who have been bullied rely on this distribution

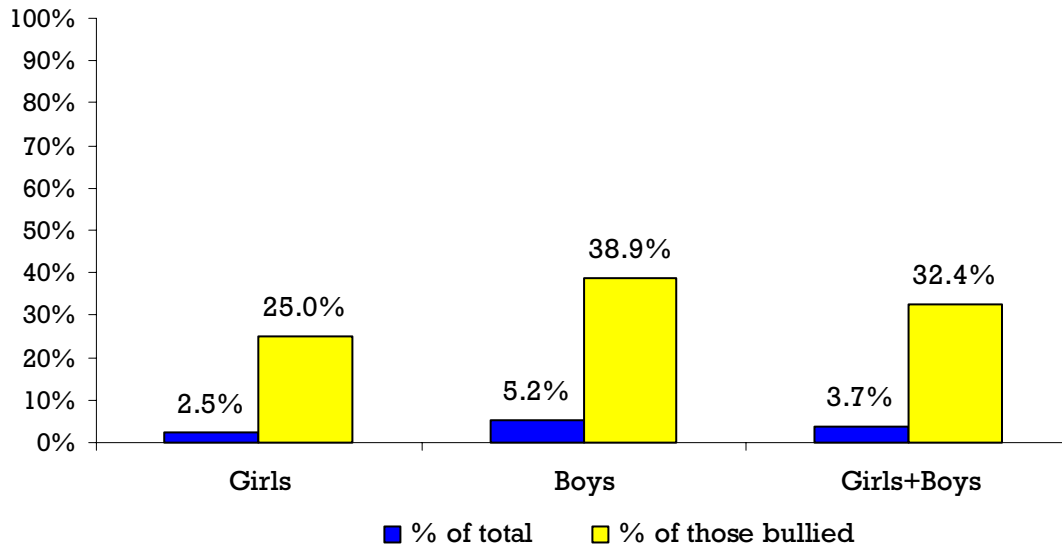
**Students who have been bullied "2-3 times a month" or more
(Alternative Computational Method)**



	Girls	Boys	Girls+Boys
Total	175	135	310
Not Bullied	135	91	226
Bullied	40	44	84
% Bullied	22.9	32.6	27.1

According to at least one of Q4-Q13 (see general frequencies section of report)

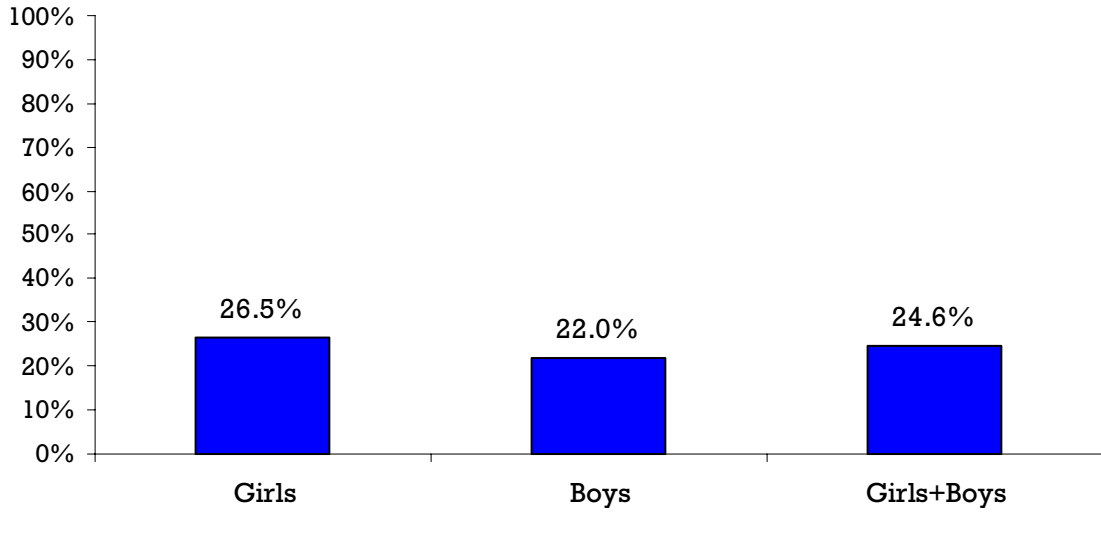
**Students who have been bullied "one year or more"
(Of students bullied "2-3 times a month" or more)**



	Girls		Boys		Girls+Boys	
	N	%	N	%	N	%
% of total	4	2.5	7	5.2	11	3.7
% of those bullied	4	25.0	7	38.9	11	32.4

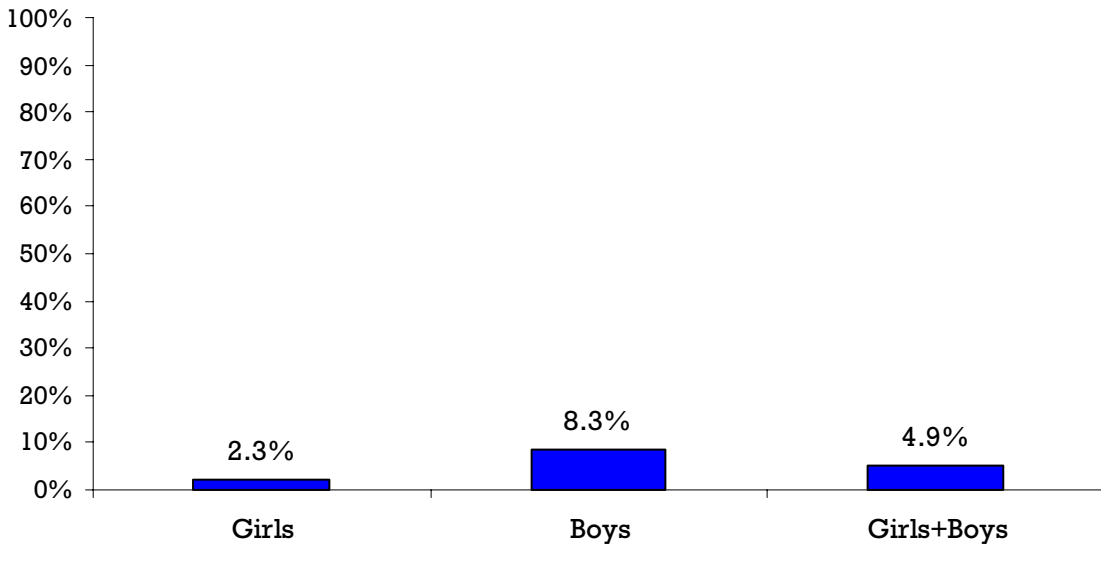
**Students who feel afraid of being bullied by other students
in the school**

(Students who respond "sometimes", "fairly often", "often" or "very often")



	Girls	Boys	Girls+Boys
Total	44	28	72
Percent	26.5	22.0	24.6

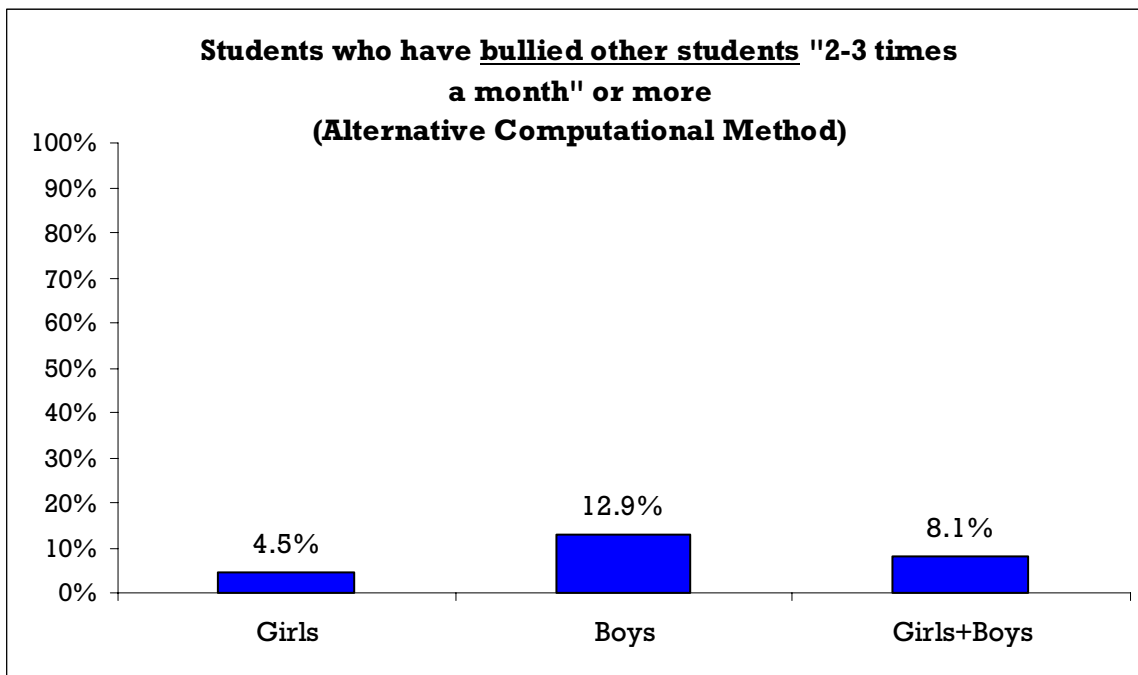
**Students who have bullied other students "2-3 times
a month" or more**



	Girls	Boys	Girls+Boys
Total	174	132	306
Not Bullied	170	121	291
Bullied	4	11	15
% Bullied	2.3	8.3	4.9

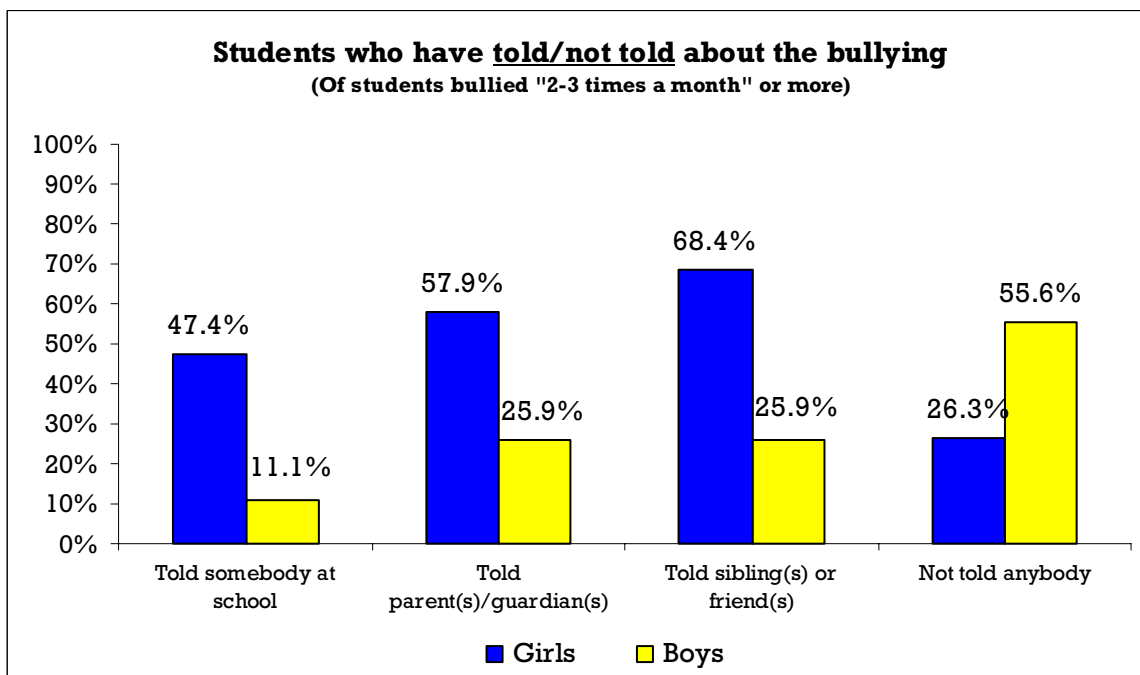
Based on responses to Q24 (see general frequencies section of report)

Any following calculations of students who have bullied rely on this distribution



	Girls	Boys	Girls+Boys
Total	176	132	308
Not Bullied	168	115	283
Bullied	8	17	25
% Bullied	4.5	12.9	8.1

According to at least one of Q24-Q33 (see general frequencies section of report)

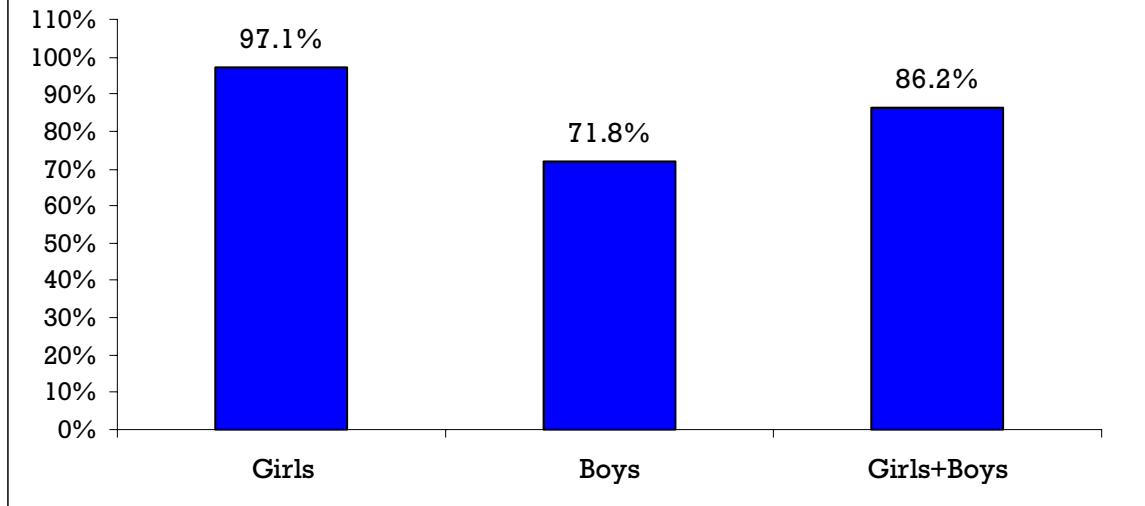


	Girls		Boys		Girls+Boys	
	N	%	N	%	N	%
Told somebody at school	9/19	47.4	3/27	11.1	12	26.1
Told parent(s)/guardian(s)	11/19	57.9	7/27	25.9	18	39.1
Told sibling(s) or friend(s)	13/19	68.4	7/27	25.9	20	43.5
Not told anybody	5/19	26.3	15/27	55.6	20	43.5

FEELINGS AND ATTITUDES REGARDING BULLYING

**When you see a student your age being bullied at school,
what do you feel or think?**

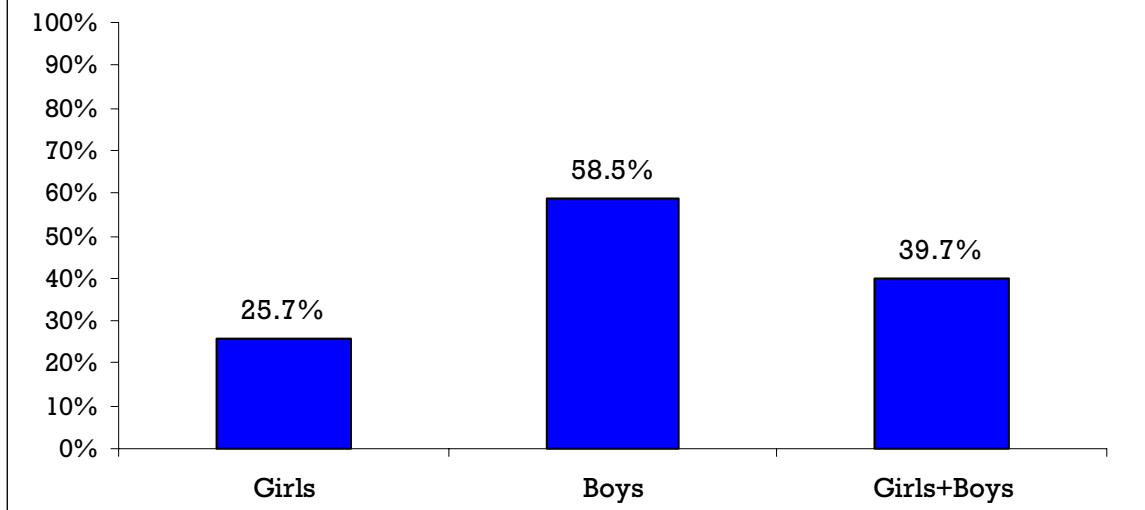
(Students who "feel a bit sorry" or "feel sorry and want to help")



<u>Girls</u>		<u>Boys</u>		<u>Girls+Boys</u>	
N	%	N	%	N	%
169	97.1	94	71.8	263	86.2

**Do you think you could join in bullying a student
whom you don't like?**

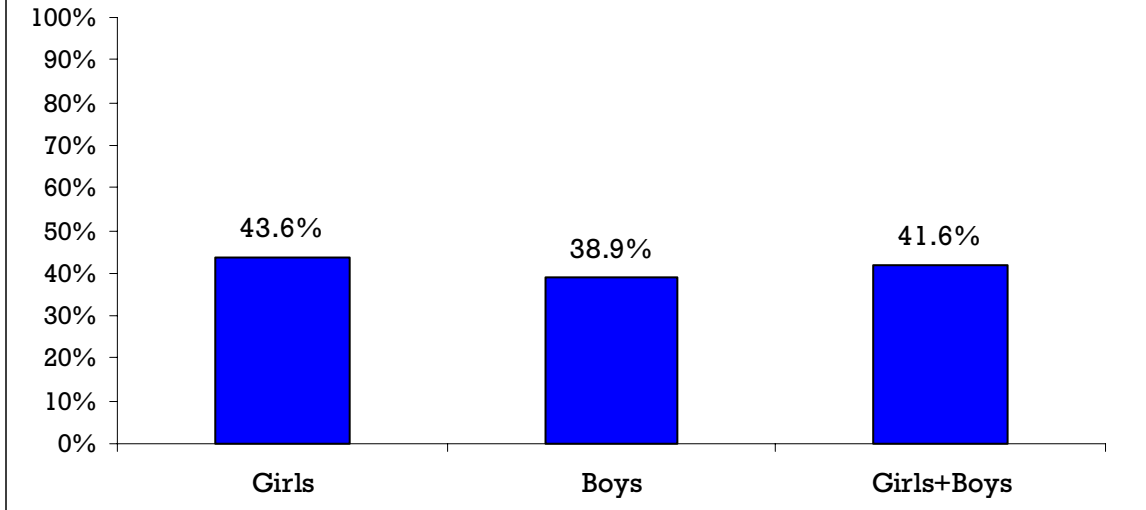
(Students responding "yes", "yes, maybe" or "I do not know")



<u>Girls</u>		<u>Boys</u>		<u>Girls+Boys</u>	
N	%	N	%	N	%
45	25.7	76	58.5	121	39.7

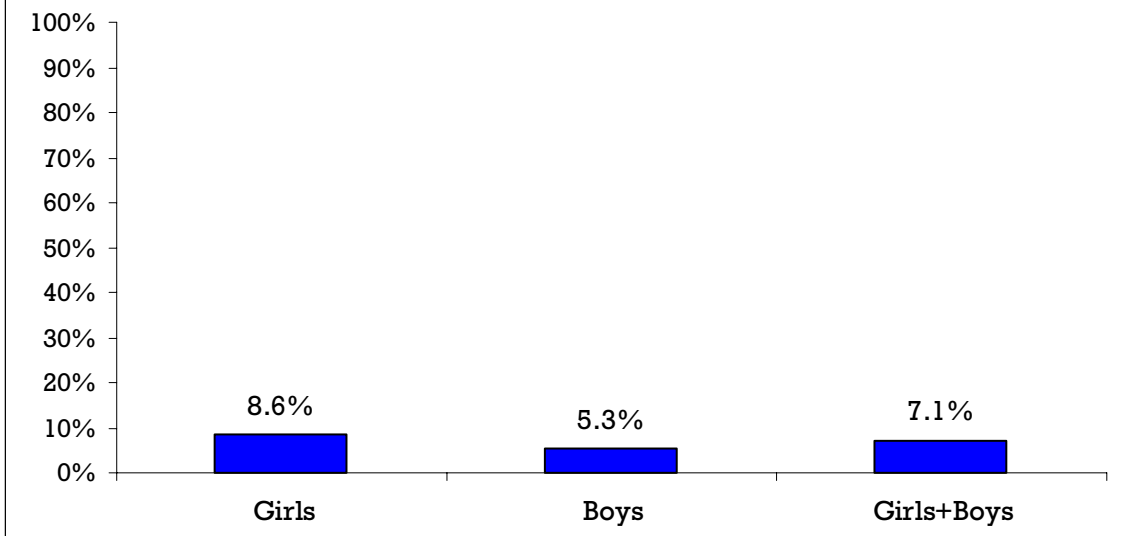
HOW OTHERS REACT

How often do the teachers or other adults at school try to put a stop to it when a student is being bullied at school?
(Students responding "often" or "almost always")



<u>Girls</u>		<u>Boys</u>		<u>Girls+Boys</u>	
N	%	N	%	N	%
75	43.6	51	38.9	126	41.6

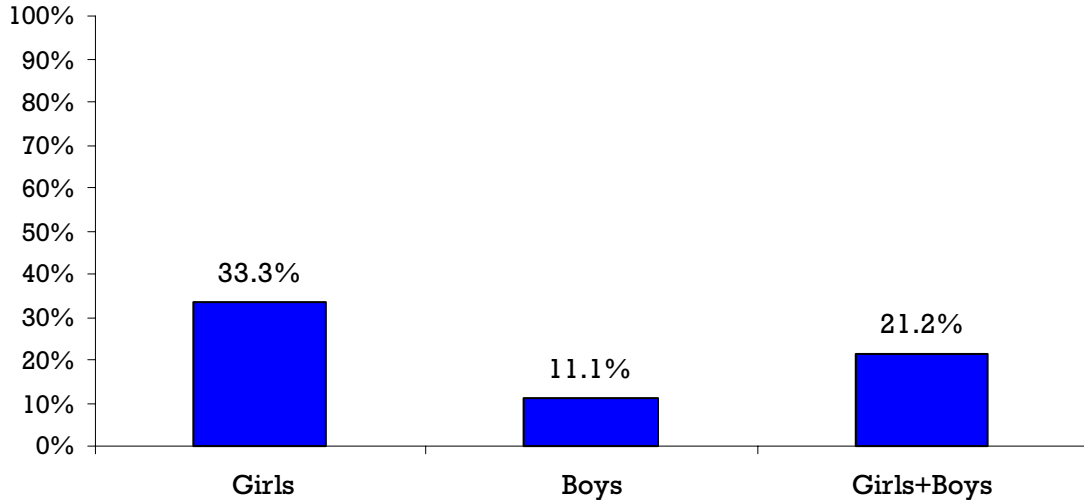
How often do other students try to put a stop to it when a student is being bullied at school?
(Students responding "often" or "almost always")



<u>Girls</u>		<u>Boys</u>		<u>Girls+Boys</u>	
N	%	N	%	N	%
15	8.6	7	5.3	22	7.1

Has any adult at home contacted the school to try to stop your being bullied at school in the past couple of months?

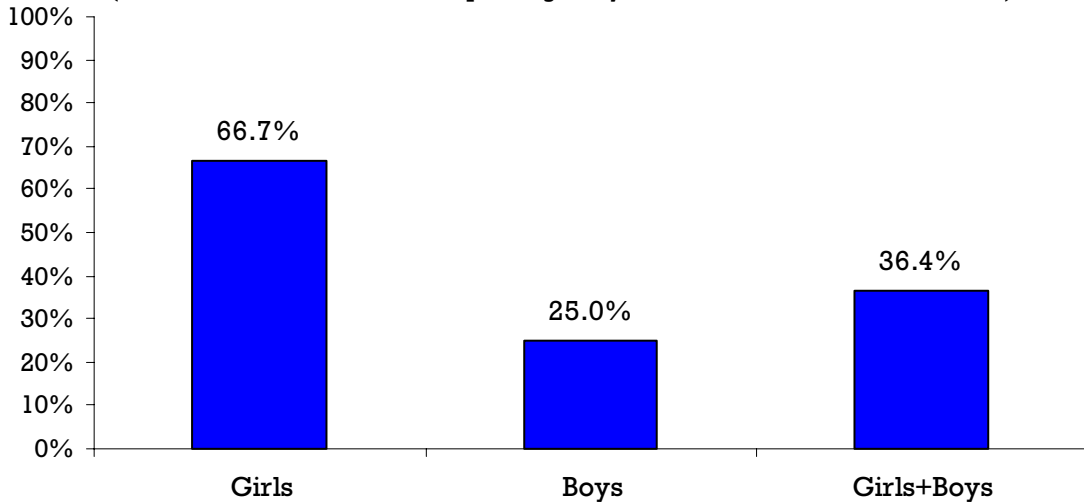
(Students who "have been bullied" responding "they have contacted the school once" or more)



<u>Girls</u>		<u>Boys</u>		<u>Girls+Boys</u>	
N	%	N	%	N	%
5/15	33.3	2/18	11.1	7	21.2

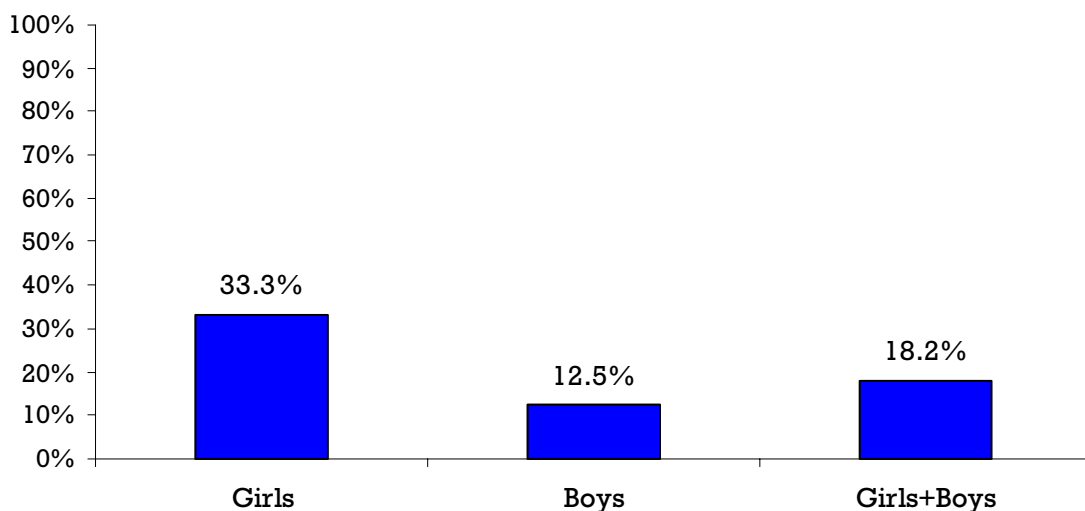
Has your home room teacher or any other teacher talked with you about your bullying other students at school in the past couple of months?

(Students who "have bullied" responding "they have talked with me once" or more)



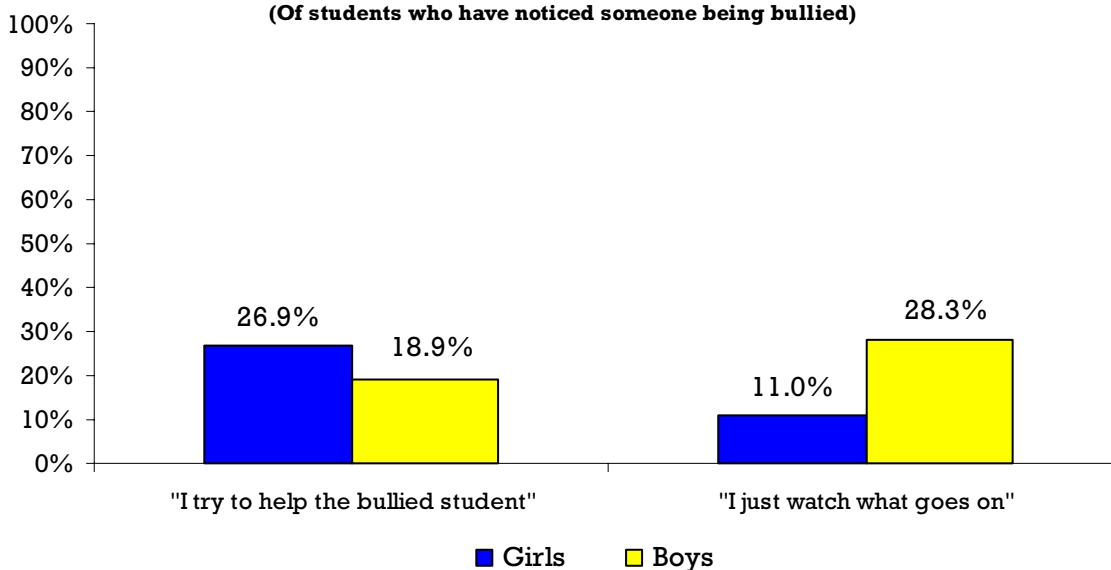
<u>Girls</u>		<u>Boys</u>		<u>Girls+Boys</u>	
N	%	N	%	N	%
2/3	66.7	2/8	25.0	4	36.4

Has any adult at home talked with you about your bullying other students at school in the past couple of months?
 (Students who "have bullied" responding "those at home have talked with me once" or more)



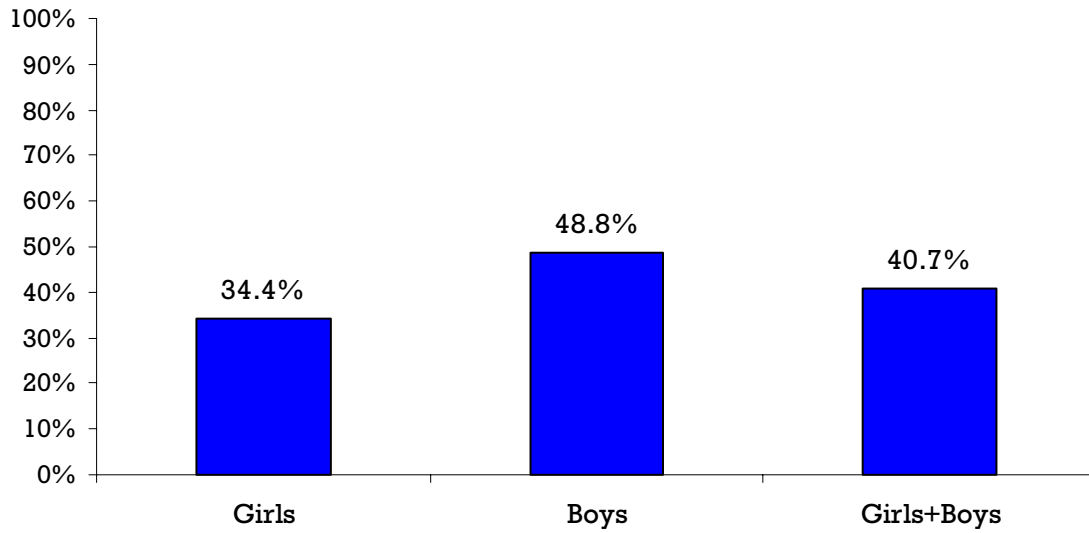
<u>Girls</u>		<u>Boys</u>		<u>Girls+Boys</u>	
N	%	N	%	N	%
1/3	33.3	1/8	12.5	2	18.2

How do you usually react if you see or understand that a student your age is being bullied by other students?
 (Of students who have noticed someone being bullied)



	<u>Girls</u>		<u>Boys</u>		<u>Girls+Boys</u>	
	N	%	N	%	N	%
I try to help the bullied student	39	26.9	20	18.9	59	23.5
I just watch what goes on	17	11.0	32	28.3	49	18.3

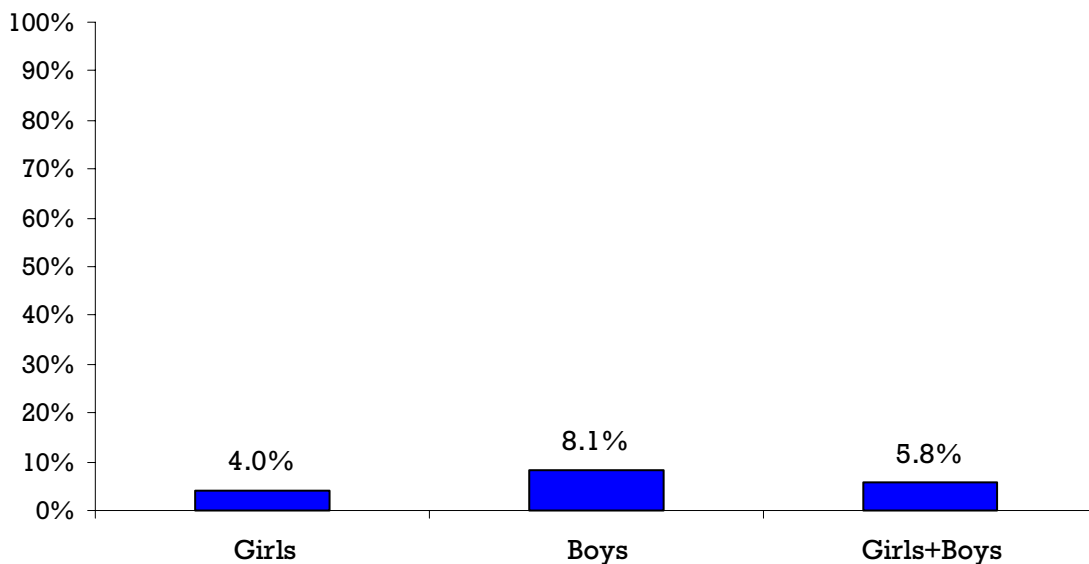
Overall, how much do you think your home room teacher has done to counteract bullying in the past couple of months?
 (Students responding "little or nothing" or "fairly little")



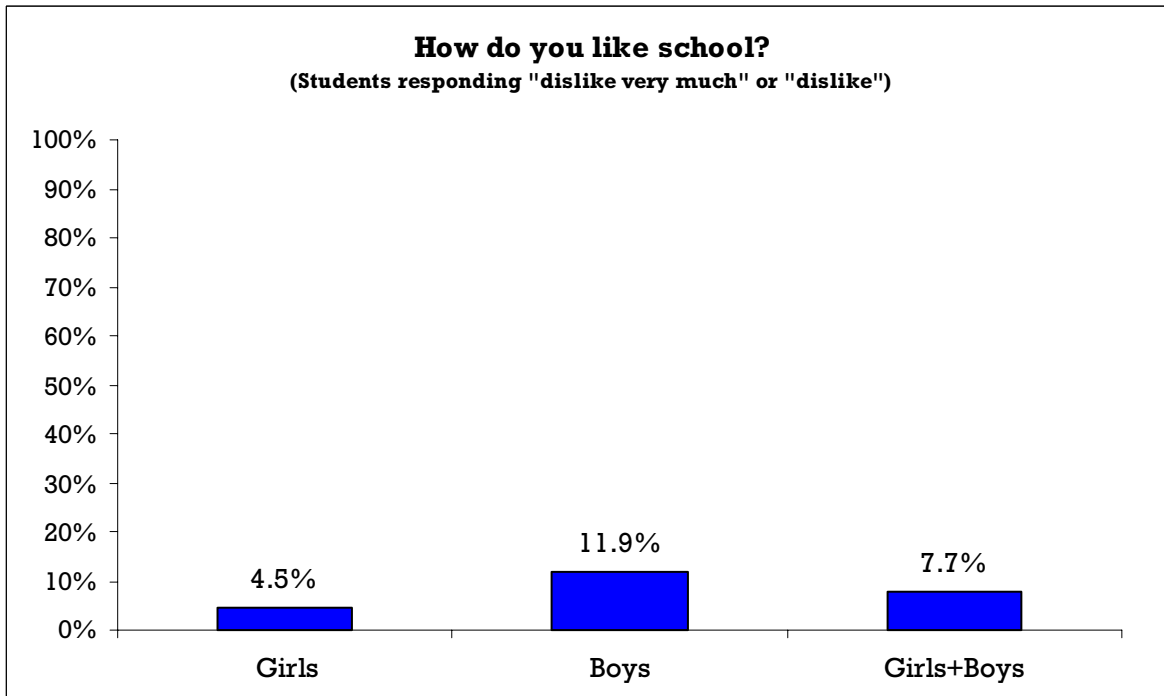
<u>Girls</u>		<u>Boys</u>		<u>Girls+Boys</u>	
N	%	N	%	N	%
56	34.4	62	48.8	118	40.7

FRIENDS AND GENERAL (DIS)SATISFACTION WITH SCHOOL

How many good friends do you have in your class(es)?
 (Students responding "none" or "1 good friend")



<u>Girls</u>		<u>Boys</u>		<u>Girls+Boys</u>	
N	%	N	%	N	%
7	4.0	11	8.1	18	5.8



<u>Girls</u>		<u>Boys</u>		<u>Girls+Boys</u>	
N	%	N	%	N	%
8	4.5	16	11.9	24	7.7

GENERAL FREQUENCIES

Q1: How do you like school?

	<u>Girls</u>		<u>Boys</u>		<u>Girls+Boys</u>	
	N	%	N	%	N	%
Dislike very much	3	1.7	6	4.5	9	2.9
Dislike	5	2.8	10	7.5	15	4.8
Neither like nor dislike	50	28.4	53	39.6	103	33.2
Like school	91	51.7	55	41.0	146	47.1
Like very much	27	15.3	10	7.5	37	11.9
SUM	176		134		310	

Q2: Are you a boy or a girl? (frequencies reported on page 3 of this report)

Q3: How many good friends do you have in your class(es)?

	<u>Girls</u>		<u>Boys</u>		<u>Girls+Boys</u>	
	N	%	N	%	N	%
None	2	1.1	3	2.2	5	1.6
1 good friend	5	2.9	8	5.9	13	4.2
2-3 good friends	40	22.9	26	19.3	66	21.3
4-5 good friends	51	29.1	34	25.2	85	27.4
6+ good friends	77	44.0	64	47.4	141	45.5
SUM	175		135		310	

Q4: How often have you been bullied at school in the past couple of months?

	<u>Girls</u>		<u>Boys</u>		<u>Girls+Boys</u>	
	N	%	N	%	N	%
Not been bullied	92	52.9	72	53.7	164	53.2
Once or twice	63	36.2	35	26.1	98	31.8
2-3 times	12	6.9	13	9.7	25	8.1
Once a week	2	1.1	4	3.0	6	1.9
Several times/week	5	2.9	10	7.5	15	4.9
SUM	174		134		308	

Q5: I was called mean names, was made fun of and teased in a hurtful way

	<u>Girls</u>		<u>Boys</u>		<u>Girls+Boys</u>	
	N	%	N	%	N	%
Hasn't happened	98	56.0	75	55.6	173	55.8
Once or twice	58	33.1	36	26.7	94	30.3
2-3 times	10	5.7	10	7.4	20	6.5
Once a week	5	2.9	3	2.2	8	2.6
Several times/week	4	2.3	11	8.1	15	4.8
SUM	175		135		310	

Q6: Other students kept me out of things on purpose, excluded me from their group of friends or completely ignored me

	<u>Girls</u>		<u>Boys</u>		<u>Girls+Boys</u>	
	N	%	N	%	N	%
Hasn't happened	128	73.1	98	72.6	226	72.9
Once or twice	38	21.7	26	19.3	64	20.6
2-3 times	3	1.7	2	1.5	5	1.6
Once a week	4	2.3	0	0.0	4	1.3
Several times/week	2	1.1	9	6.7	11	3.5
SUM	175		135		310	

Q7: I was hit, kicked, pushed, shoved around or locked indoors

	<u>Girls</u>		<u>Boys</u>		<u>Girls+Boys</u>	
	N	%	N	%	N	%
Hasn't happened	162	92.6	102	75.6	264	85.2
Once or twice	13	7.4	20	14.8	33	10.6
2-3 times	0	0.0	2	1.5	2	0.6
Once a week	0	0.0	6	4.4	6	1.9
Several times/week	0	0.0	5	3.7	5	1.6
SUM	175		135		310	

Q8: Other students told lies or spread false rumors about me and tried to make others dislike me

	<u>Girls</u>		<u>Boys</u>		<u>Girls+Boys</u>	
	N	%	N	%	N	%
Hasn't happened	119	68.0	101	74.8	220	71.0
Once or twice	42	24.0	23	17.0	65	21.0
2-3 times	9	5.1	7	5.2	16	5.2
Once a week	2	1.1	1	0.7	3	1.0
Several times/week	3	1.7	3	2.2	6	1.9
SUM	175		135		310	

Q9: I had money or other things taken away from me or damaged

	<u>Girls</u>		<u>Boys</u>		<u>Girls+Boys</u>	
	N	%	N	%	N	%
Hasn't happened	151	86.3	107	79.3	258	83.2
Once or twice	21	12.0	22	16.3	43	13.9
2-3 times	3	1.7	3	2.2	6	1.9
Once a week	0	0.0	0	0.0	0	0.0
Several times/week	0	0.0	3	2.2	3	1.0
SUM	175		135		310	

Q10: I was threatened or forced to do things I didn't want to do

	<u>Girls</u>		<u>Boys</u>		<u>Girls+Boys</u>	
	N	%	N	%	N	%
Hasn't happened	166	94.9	116	85.9	282	91.0
Once or twice	8	4.6	11	8.1	19	6.1
2-3 times	1	0.6	3	2.2	4	1.3
Once a week	0	0.0	2	1.5	2	0.6
Several times/week	0	0.0	3	2.2	3	1.0
SUM	175		135		310	

Q11: I was bullied with mean names or comments about my race or color

	<u>Girls</u>		<u>Boys</u>		<u>Girls+Boys</u>	
	N	%	N	%	N	%
Hasn't happened	152	86.9	116	85.9	268	86.5
Once or twice	19	10.9	13	9.6	32	10.3
2-3 times	3	1.7	1	0.7	4	1.3
Once a week	1	0.6	4	3.0	5	1.6
Several times/week	0	0.0	1	0.7	1	0.3
SUM	175		135		310	

Q12: I was bullied with mean names, comments, or gestures with a sexual meaning

	<u>Girls</u>		<u>Boys</u>		<u>Girls+Boys</u>	
	N	%	N	%	N	%
Hasn't happened	140	80.0	109	80.7	249	80.3
Once or twice	31	17.7	16	11.9	47	15.2
2-3 times	3	1.7	2	1.5	5	1.6
Once a week	0	0.0	4	3.0	4	1.3
Several times/week	1	0.6	4	3.0	5	1.6
SUM	175		135		310	

Q13: I was bullied in another way

	<u>Girls</u>		<u>Boys</u>		<u>Girls+Boys</u>	
	N	%	N	%	N	%
Hasn't happened	145	83.3	109	80.7	254	82.2
Once or twice	24	13.8	18	13.3	42	13.6
2-3 times	3	1.7	2	1.5	5	1.6
Once a week	1	0.6	1	0.7	2	0.6
Several times/week	1	0.6	5	3.7	6	1.9
SUM	174		135		309	

Q14: In which class(es) is the student or students who bully you?

Computational basis: those bullied "once or twice" or more according to question 4

	<u>Girls</u>		<u>Boys</u>		<u>Girls+Boys</u>	
	N	%	N	%	N	%
In my class	32	49.2	15	33.3	47	42.7
Different class, same grade	20	30.8	7	15.6	27	24.5
In a higher grade	7	10.8	9	20.0	16	14.5
In a lower grade	0	0.0	3	6.7	3	2.7
In different grades	6	9.2	11	24.4	17	15.5
SUM	65		45		110	

Q15: Have you been bullied by boys or girls?

Computational basis: those bullied "once or twice" or more according to question 4

	<u>Girls</u>		<u>Boys</u>		<u>Girls+Boys</u>	
	N	%	N	%	N	%
Mainly by 1 girl	27	38.0	1	2.1	28	23.5
By several girls	10	14.1	0	0.0	10	8.4
Mainly by 1 boy	11	15.5	20	41.7	31	26.1
By several boys	10	14.1	19	39.6	29	24.4
Both boys and girls	13	18.3	8	16.7	21	17.6
SUM	71		48		119	

Q16: By how many students have you usually been bullied?

Computational basis: those bullied "once or twice" or more according to question 4

	<u>Girls</u>		<u>Boys</u>		<u>Girls+Boys</u>	
	N	%	N	%	N	%
Mainly by 1 student	32	47.1	17	34.0	49	41.5
By a group of 2-3 students	30	44.1	22	44.0	52	44.1
By a group of 4-9 students	1	1.5	6	12.0	7	5.9
By a group of more than 9	1	1.5	0	0.0	1	0.8
By different students/groups	4	5.9	5	10.0	9	7.6
SUM	68		50		118	

Q17: How long has the bullying lasted?

Computational basis: those bullied "2-3 times a month" or more according to question 4

	<u>Girls</u>		<u>Boys</u>		<u>Girls+Boys</u>	
	N	%	N	%	N	%
1 or 2 weeks	4	25.0	7	38.9	11	32.4
About a month	6	37.5	2	11.1	8	23.5
About 6 months	2	12.5	2	11.1	4	11.8
About a year	2	12.5	3	16.7	5	14.7
Several years	2	12.5	4	22.2	6	17.6
SUM	16		18		34	

Q18: Where have you been bullied?

Computational basis: those bullied "once or twice" or more according to question 4

	<u>Girls</u>		<u>Boys</u>		<u>Girls+Boys</u>	
	N	%	N	%	N	%
In the playground/athletic field	11	22.4	14	35.0	25	28.1
In the hallways/stairwells	31	62.0	25	62.5	56	62.2
In class (with teacher present)	33	60.0	18	43.9	51	53.1
In the classroom (teacher absent)	12	24.5	15	36.6	27	30.0
In the bathroom	3	6.1	4	10.3	7	8.0
In gym class/locker room/shower	10	20.4	12	30.0	22	24.7
In the lunch room	19	38.0	13	33.3	32	36.0
On the way to and from school	13	26.5	11	27.5	24	27.0
At the school bus stop	3	5.9	5	13.2	8	9.0
On the school bus	13	25.0	11	29.7	24	27.0
Somewhere else in school	7	14.0	5	14.3	12	14.1
SUM	155		133		288	

Q19: Have you told anyone that you have been bullied at school in the past couple of months?

Computational basis: those bullied "2-3 times a month" or more according to question 4

	<u>Girls</u>		<u>Boys</u>		<u>Girls+Boys</u>	
	N	%	N	%	N	%
Been bullied but not told anybody	5	26.3	15	55.6	20	43.5
Been bullied and told somebody	13	68.4	12	44.4	25	54.3
SUM	18		27		45	

Q19A: Who have you told that you have been bullied?

	<u>Girls</u>		<u>Boys</u>		<u>Girls+Boys</u>	
	N	%	N	%	N	%
Your class (home room) teacher	3	16.7	1	3.7	4	8.9
Another adult at school	8	44.4	3	11.1	11	24.4
Your parent(s)/guardian(s)	11	61.1	7	25.9	18	40.0
Your brother(s) or sister(s)	7	38.9	3	11.1	10	22.2
Your friend(s)	13	72.2	7	25.9	20	44.4
Somebody else	5	27.8	0	0.0	5	11.1
SUM	47		21		68	

Q20: How often do the teachers or other adults at school try to put a stop to it when a student is being bullied at school?

	<u>Girls</u>		<u>Boys</u>		<u>Girls+Boys</u>	
	N	%	N	%	N	%
Almost never	19	11.0	20	15.3	39	12.9
Once in a while	33	19.2	31	23.7	64	21.1
Sometimes	45	26.2	29	22.1	74	24.4
Often	41	23.8	30	22.9	71	23.4
Almost always	34	19.8	21	16.0	55	18.2
SUM	172		131		303	

Q21: How often do other students try to put a stop to it when a student is being bullied at school?

	<u>Girls</u>		<u>Boys</u>		<u>Girls+Boys</u>	
	N	%	N	%	N	%
Almost never	55	31.4	58	43.6	113	36.7
Once in a while	65	37.1	36	27.1	101	32.8
Sometimes	40	22.9	32	24.1	72	23.4
Often	12	6.9	6	4.5	18	5.8
Almost always	3	1.7	1	0.8	4	1.3
SUM	175		133		308	

Q22: Has any adult at home contacted the school to try to stop your being bullied at school in the past couple of months?

Computational basis: those bullied "2-3 times a month" or more according to question 4

	<u>Girls</u>		<u>Boys</u>		<u>Girls+Boys</u>	
	N	%	N	%	N	%
No, not contacted the school	10	66.7	16	88.9	26	78.8
Yes, once	2	13.3	1	5.6	3	9.1
Yes, several times	3	20.0	1	5.6	4	12.1
SUM	15		18		33	

Q23: When you see a student your age being bullied at school, what do you feel or think?

	<u>Girls</u>		<u>Boys</u>		<u>Girls+Boys</u>	
	N	%	N	%	N	%
He/she probably deserves it	2	1.1	6	4.6	8	2.6
Don't feel much	3	1.7	31	23.7	34	11.1
Feel a bit sorry	70	40.2	59	45.0	129	42.3
Feel sorry and want to help	99	56.9	35	26.7	134	43.9
SUM	174		131		305	

Q24: How often have you taken part in bullying another student(s) at school in the past couple of months?

	<u>Girls</u>		<u>Boys</u>		<u>Girls+Boys</u>	
	N	%	N	%	N	%
Not bullied	131	75.3	81	61.4	212	69.3
Once or twice	39	22.4	40	30.3	79	25.8
2-3 times	3	1.7	3	2.3	6	2.0
Once a week	0	0.0	3	2.3	3	1.0
Several times/week	1	0.6	5	3.8	6	2.0
SUM	174		132		306	

Q25: I called another student(s) mean names, made fun of and teased him or her in a hurtful way

	<u>Girls</u>		<u>Boys</u>		<u>Girls+Boys</u>	
	N	%	N	%	N	%
Hasn't happened	146	83.0	84	64.1	230	74.9
Once or twice	26	14.8	33	25.2	59	19.2
2-3 times	3	1.7	7	5.3	10	3.3
Once a week	0	0.0	3	2.3	3	1.0
Several times/week	1	0.6	4	3.1	5	1.6
SUM	176		131		307	

Q26: I kept him or her out of things on purpose, excluded him or her from my group of friends or completely ignored him or her

	<u>Girls</u>		<u>Boys</u>		<u>Girls+Boys</u>	
	N	%	N	%	N	%
Hasn't happened	141	80.1	111	84.1	252	81.8
Once or twice	31	17.6	17	12.9	48	15.6
2-3 times	1	0.6	0	0.0	1	0.3
Once a week	0	0.0	1	0.8	1	0.3
Several times/week	3	1.7	3	2.3	6	1.9
SUM	176		132		308	

Q27: I hit, kicked, pushed, and shoved him or her around or locked him or her indoors

	<u>Girls</u>		<u>Boys</u>		<u>Girls+Boys</u>	
	N	%	N	%	N	%
Hasn't happened	172	97.7	116	87.9	288	93.5
Once or twice	3	1.7	12	9.1	15	4.9
2-3 times	0	0.0	0	0.0	0	0.0
Once a week	0	0.0	2	1.5	2	0.6
Several times/week	1	0.6	2	1.5	3	1.0
SUM	176		132		308	

Q28: I spread false rumors about him or her and tried to make others dislike him or her

	<u>Girls</u>		<u>Boys</u>		<u>Girls+Boys</u>	
	N	%	N	%	N	%
Hasn't happened	159	90.3	126	95.5	285	92.5
Once or twice	16	9.1	2	1.5	18	5.8
2-3 times	0	0.0	3	2.3	3	1.0
Once a week	0	0.0	1	0.8	1	0.3
Several times/week	1	0.6	0	0.0	1	0.3
SUM	176		132		308	

Q29: I took money or other things from him or her or damaged his or her belongings

	<u>Girls</u>		<u>Boys</u>		<u>Girls+Boys</u>	
	N	%	N	%	N	%
Hasn't happened	172	97.7	125	94.7	297	96.4
Once or twice	3	1.7	6	4.5	9	2.9
2-3 times	1	0.6	0	0.0	1	0.3
Once a week	0	0.0	1	0.8	1	0.3
Several times/week	0	0.0	0	0.0	0	0.0
SUM	176		132		308	

Q30: I threatened or forced him or her to do things he or she didn't want to do

	<u>Girls</u>		<u>Boys</u>		<u>Girls+Boys</u>	
	N	%	N	%	N	%
Hasn't happened	174	98.9	129	97.7	303	98.4
Once or twice	2	1.1	2	1.5	4	1.3
2-3 times	0	0.0	0	0.0	0	0.0
Once a week	0	0.0	1	0.8	1	0.3
Several times/week	0	0.0	0	0.0	0	0.0
SUM	176		132		308	

Q31: I bullied him or her with mean names about his or her race or color

	<u>Girls</u>		<u>Boys</u>		<u>Girls+Boys</u>	
	N	%	N	%	N	%
Hasn't happened	173	98.3	129	97.7	302	98.1
Once or twice	3	1.7	1	0.8	4	1.3
2-3 times	0	0.0	1	0.8	1	0.3
Once a week	0	0.0	1	0.8	1	0.3
Several times/week	0	0.0	0	0.0	0	0.0
SUM	176		132		308	

Q32: I bullied him or her with mean names, comments, or gestures with a sexual meaning

	<u>Girls</u>		<u>Boys</u>		<u>Girls+Boys</u>	
	N	%	N	%	N	%
Hasn't happened	169	96.0	117	88.6	286	92.9
Once or twice	7	4.0	10	7.6	17	5.5
2-3 times	0	0.0	3	2.3	3	1.0
Once a week	0	0.0	1	0.8	1	0.3
Several times/week	0	0.0	1	0.8	1	0.3
SUM	176		132		308	

Q33: I bullied him or her in another way

	<u>Girls</u>		<u>Boys</u>		<u>Girls+Boys</u>	
	N	%	N	%	N	%
Hasn't happened	171	97.2	125	94.7	296	96.1
Once or twice	4	2.3	6	4.5	10	3.2
2-3 times	0	0.0	0	0.0	0	0.0
Once a week	0	0.0	0	0.0	0	0.0
Several times/week	1	0.6	1	0.8	2	0.6
SUM	176		132		308	

Q34: Has your class (home room) teacher or any other teacher talked with you about your bullying other students at school in the past couple of months?

Computational basis: those who have bullied others "2-3 times a month" or more according to question 24

	<u>Girls</u>		<u>Boys</u>		<u>Girls+Boys</u>	
	N	%	N	%	N	%
No, they haven't talked with me	1	33.3	6	75.0	7	63.6
Yes, they have once	1	33.3	1	12.5	2	18.2
Yes, they have several times	1	33.3	1	12.5	2	18.2
SUM	3		8		11	

Q35: Has any adult at home talked with you about your bullying other students at school in the past couple of months?

Computational basis: those who have bullied others "2-3 times a month" or more according to question 24

	<u>Girls</u>		<u>Boys</u>		<u>Girls+Boys</u>	
	N	%	N	%	N	%
No, they haven't talked with me	2	66.7	7	87.5	9	81.8
Yes, they have once	1	33.3	1	12.5	2	18.2
Yes, they have several times	0	0.0	0	0.0	0	0.0
SUM	3		8		11	

Q36: Do you think you could join in bullying a student whom you don't like?

	<u>Girls</u>		<u>Boys</u>		<u>Girls+Boys</u>	
	N	%	N	%	N	%
Yes	2	1.1	22	16.9	24	7.9
Yes, maybe	12	6.9	19	14.6	31	10.2
I don't know	31	17.7	35	26.9	66	21.6
No, I don't think so	35	20.0	25	19.2	60	19.7
No	36	20.6	14	10.8	50	16.4
Definitely no	59	33.7	15	11.5	74	24.3
SUM	175		130		305	

Q37: How do you usually react if you see or understand that a student your age is being bullied by other students?

	<u>Girls</u>		<u>Boys</u>		<u>Girls+Boys</u>	
	N	%	N	%	N	%
I have never noticed it	20	12.1	19	15.2	39	13.4
I take part in the bullying	0	0.0	3	2.4	3	1.0
I don't do it, but find it OK	1	0.6	2	1.6	3	1.0
I just watch what goes on	17	10.3	32	25.6	49	16.9
I ought to help	88	53.3	49	39.2	137	47.2
I try to help	39	23.6	20	16.0	59	20.3
SUM	165		125		290	

Q38: How often are you afraid of being bullied by other students in your school?

	<u>Girls</u>		<u>Boys</u>		<u>Girls+Boys</u>	
	N	%	N	%	N	%
Never	63	38.0	61	48.0	124	42.3
Seldom	59	35.5	38	29.9	97	33.1
Sometimes	29	17.5	16	12.6	45	15.4
Fairly often	9	5.4	6	4.7	15	5.1
Often	3	1.8	5	3.9	8	2.7
Very often	3	1.8	1	0.8	4	1.4
SUM	166		127		293	

Q39: Overall, how much do you think your class (home room) teacher has done to counteract bullying in the past couple of months?

	<u>Girls</u>		<u>Boys</u>		<u>Girls+Boys</u>	
	N	%	N	%	N	%
Little or nothing	23	14.1	41	32.3	64	22.1
Fairly little somewhat	33	20.2	21	16.5	54	18.6
A good deal	51	31.3	38	29.9	89	30.7
Much	42	25.8	20	15.7	62	21.4
	14	8.6	7	5.5	21	7.2
SUM	163		127		290	