



SEATTLE PUBLIC SCHOOLS

**SAFE SCHOOLS
HEALTHY STUDENTS INITIATIVE**

OLWEUS BULLYING SURVEY REPORT

**Denny Middle
School**

Grade 8

November, 2003

Table of Contents

| <u>Section</u> | <u>Page</u> |
|--|-------------|
| Response Summary | 3 |
| Bully/Victim Problems in General | 3-6 |
| Feelings and Attitudes Regarding Bullying..... | 7 |
| How Others React..... | 8-11 |
| Friends and General (Dis)Satisfaction with School..... | 11-12 |
| General Frequencies..... | 12-21 |

Denny Middle School

GRADE 8 RESPONSE SUMMARY

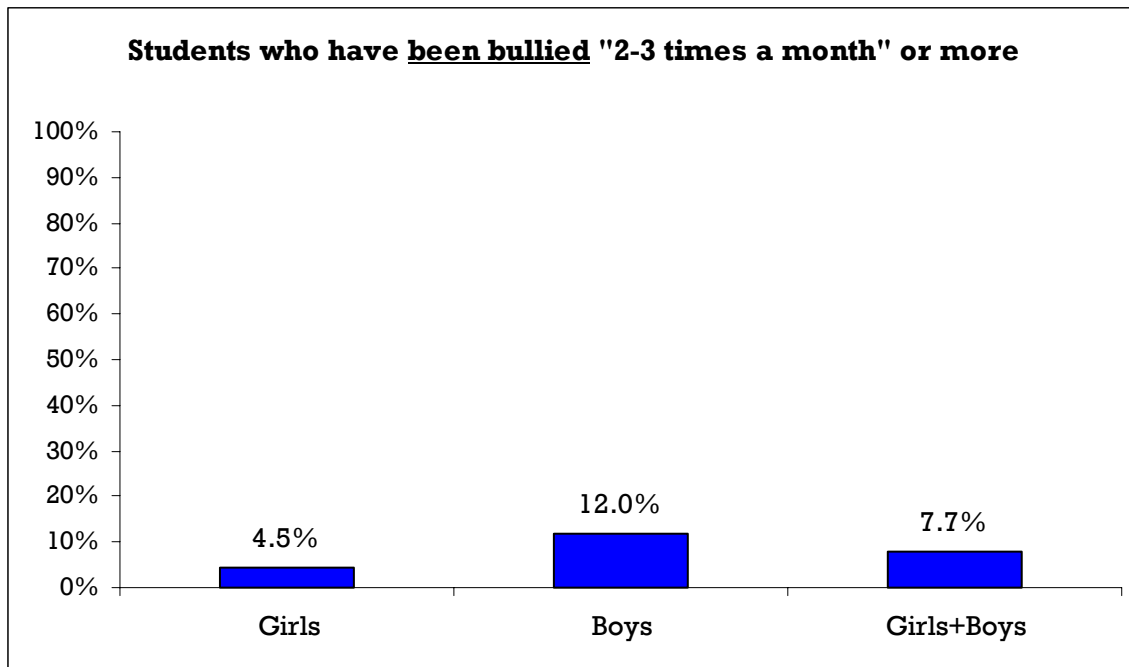
Total Number of Completed Surveys: 117

Number of Girls Completing Survey: 67 (57.0%)

Number of Boys Completing Survey: 50 (43.0%)

Overall Grade Response Rate: 45.0%
(total number of completed surveys/number of students in grade)

BULLY/VICTIM PROBLEMS IN GENERAL

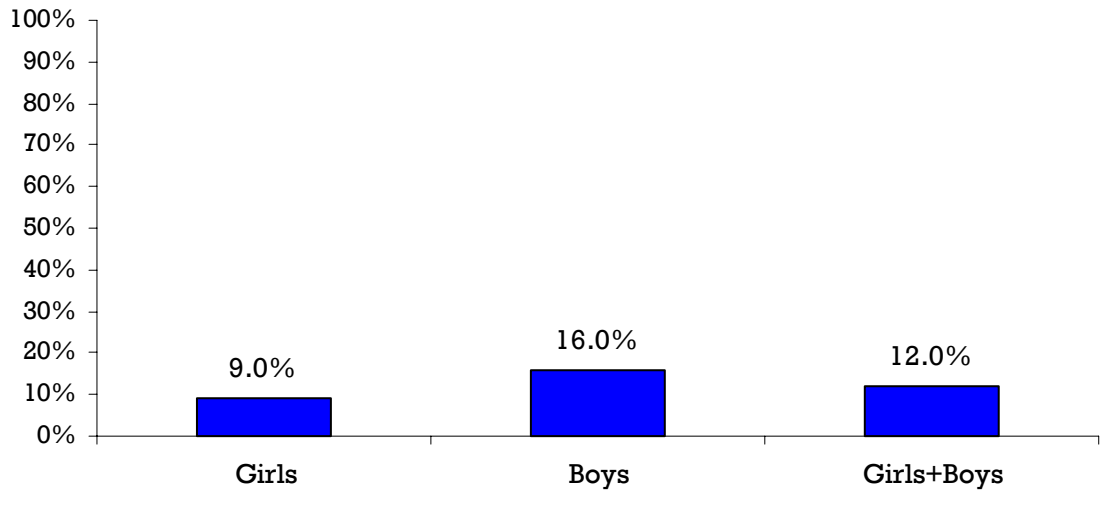


| | Girls | Boys | Girls+Boys |
|-------------|-------|------|------------|
| Total | 67 | 50 | 117 |
| Not Bullied | 64 | 44 | 108 |
| Bullied | 3 | 6 | 9 |
| % Bullied | 4.5 | 12.0 | 7.7 |

Based on responses to Q4 (see general frequencies section of report)

Any following calculations of students who have been bullied rely on this distribution

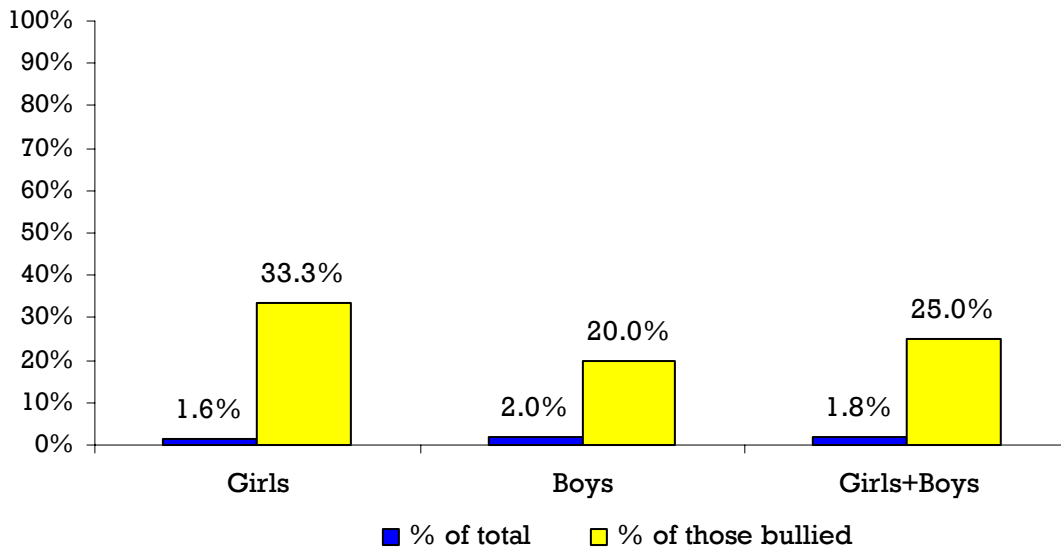
**Students who have been bullied "2-3 times a month" or more
(Alternative Computational Method)**



| | Girls | Boys | Girls+Boys |
|-------------|-------|------|------------|
| Total | 67 | 50 | 117 |
| Not Bullied | 61 | 42 | 103 |
| Bullied | 6 | 8 | 14 |
| % Bullied | 9.0 | 16.0 | 12.0 |

According to at least one of Q4-Q13 (see general frequencies section of report)

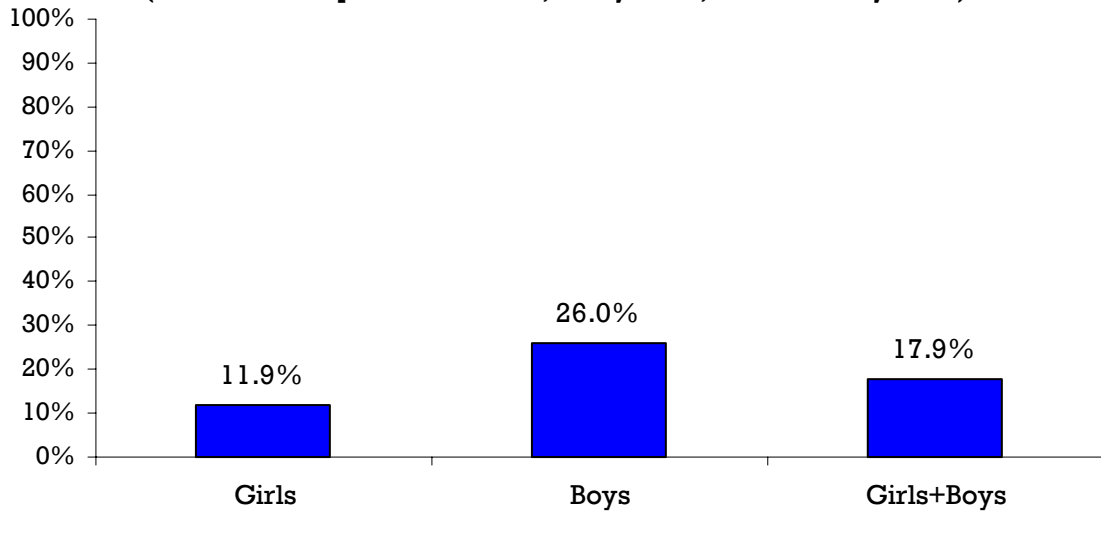
**Students who have been bullied "one year or more"
(Of students bullied "2-3 times a month" or more)**



| | <u>Girls</u> | | <u>Boys</u> | | <u>Girls+Boys</u> | |
|--------------------|--------------|------|-------------|------|-------------------|------|
| | N | % | N | % | N | % |
| % of total | 1 | 1.6 | 1 | 2.0 | 2 | 1.8 |
| % of those bullied | 1 | 33.3 | 1 | 20.0 | 2 | 25.0 |

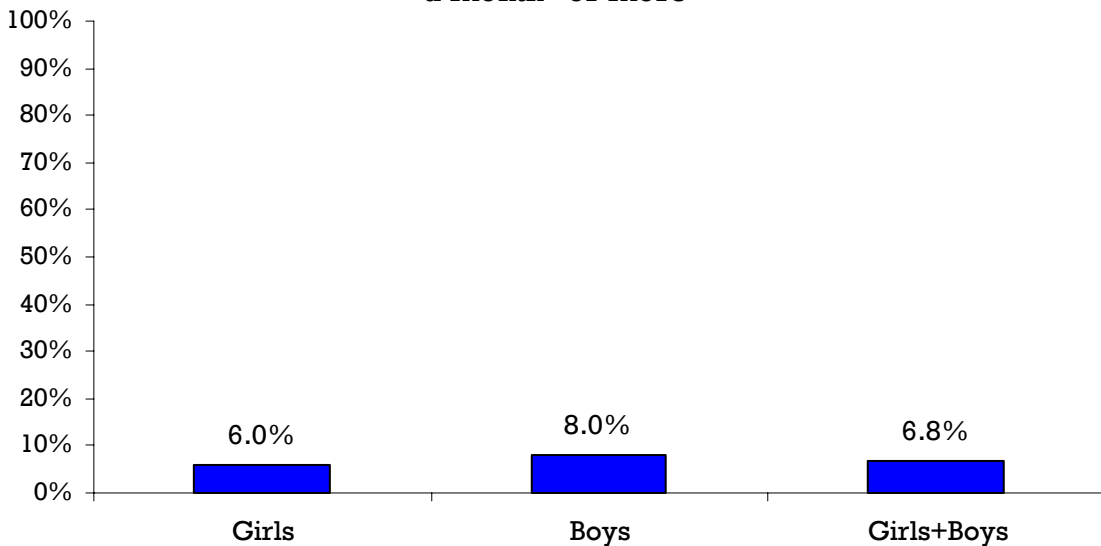
**Students who feel afraid of being bullied by other students
in the school**

(Students who respond "sometimes", "fairly often", "often" or "very often")



| | Girls | Boys | Girls+Boys |
|---------|-------|------|------------|
| Total | 8 | 13 | 21 |
| Percent | 11.9 | 26.0 | 17.9 |

**Students who have bullied other students "2-3 times
a month" or more**

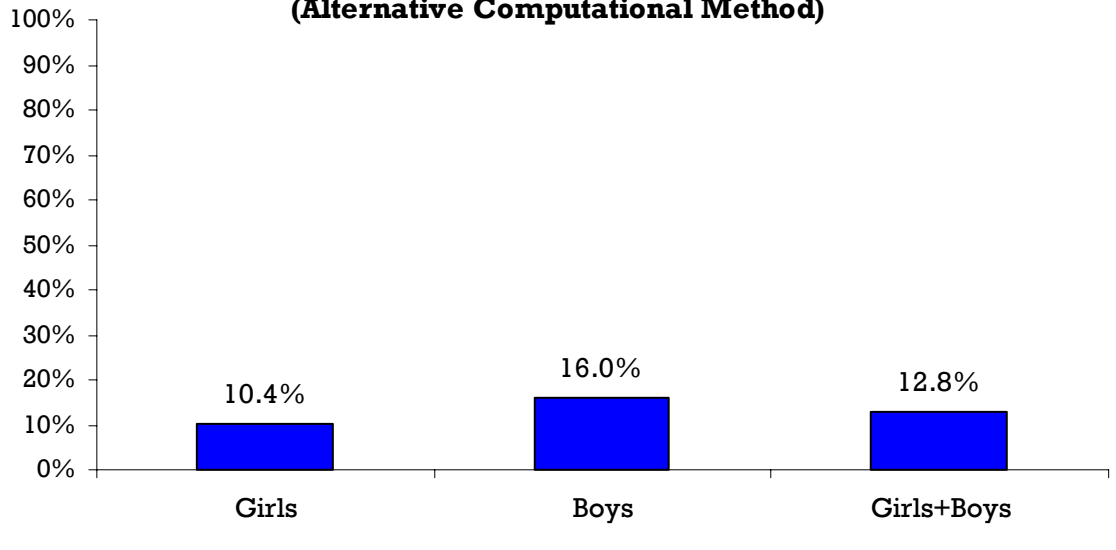


| | Girls | Boys | Girls+Boys |
|-------------|-------|------|------------|
| Total | 67 | 50 | 117 |
| Not Bullied | 63 | 46 | 109 |
| Bullied | 4 | 4 | 8 |
| % Bullied | 6.0 | 8.0 | 6.8 |

Based on responses to Q24 (see general frequencies section of report)

Any following calculations of students who have bullied rely on this distribution

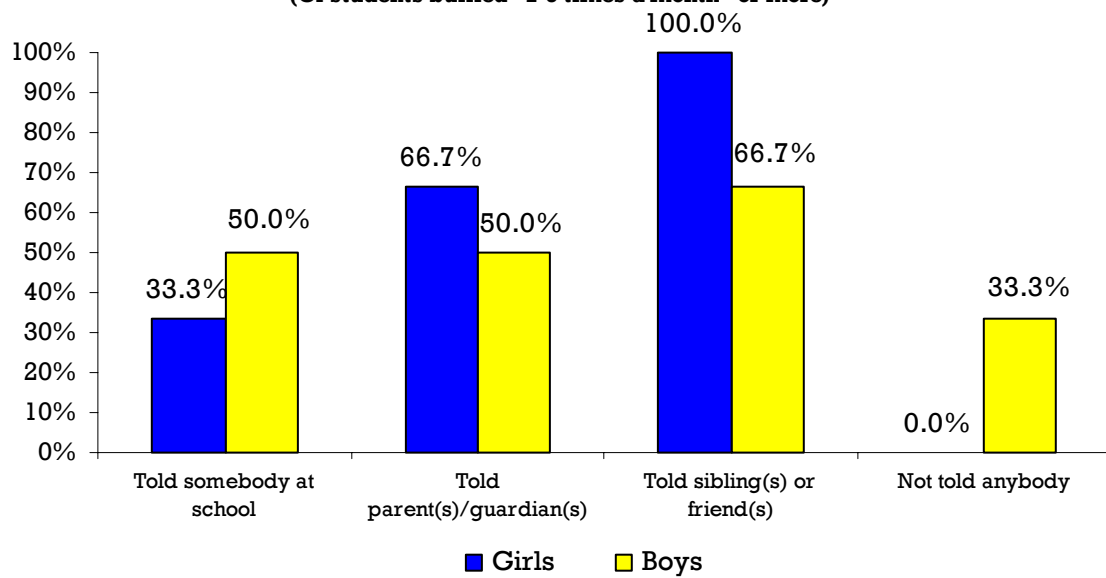
**Students who have bullied other students "2-3 times a month" or more
(Alternative Computational Method)**



| | Girls | Boys | Girls+Boys |
|-------------|-------|------|------------|
| Total | 67 | 50 | 117 |
| Not Bullied | 60 | 42 | 102 |
| Bullied | 7 | 8 | 15 |
| % Bullied | 10.4 | 16.0 | 12.8 |

According to at least one of Q24-Q33 (see general frequencies section of report)

**Students who have told/not told about the bullying
(Of students bullied "2-3 times a month" or more)**

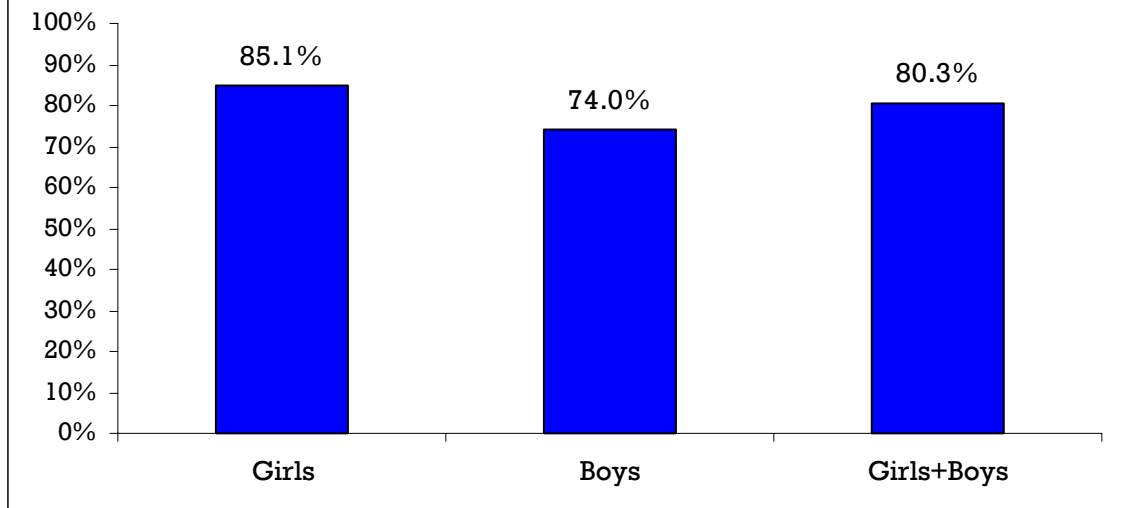


| | <u>Girls</u> | | <u>Boys</u> | | <u>Girls+Boys</u> | |
|------------------------------|--------------|-------|-------------|------|-------------------|------|
| | N | % | N | % | N | % |
| Told somebody at school | 1/3 | 33.3 | 3/6 | 50.0 | 4 | 44.4 |
| Told parent(s)/guardian(s) | 2/3 | 66.7 | 3/6 | 50.0 | 5 | 55.6 |
| Told sibling(s) or friend(s) | 3/3 | 100.0 | 4/6 | 66.7 | 7 | 77.8 |
| Not told anybody | 0/3 | 0.0 | 2/6 | 33.3 | 2 | 22.2 |

FEELINGS AND ATTITUDES REGARDING BULLYING

**When you see a student your age being bullied at school,
what do you feel or think?**

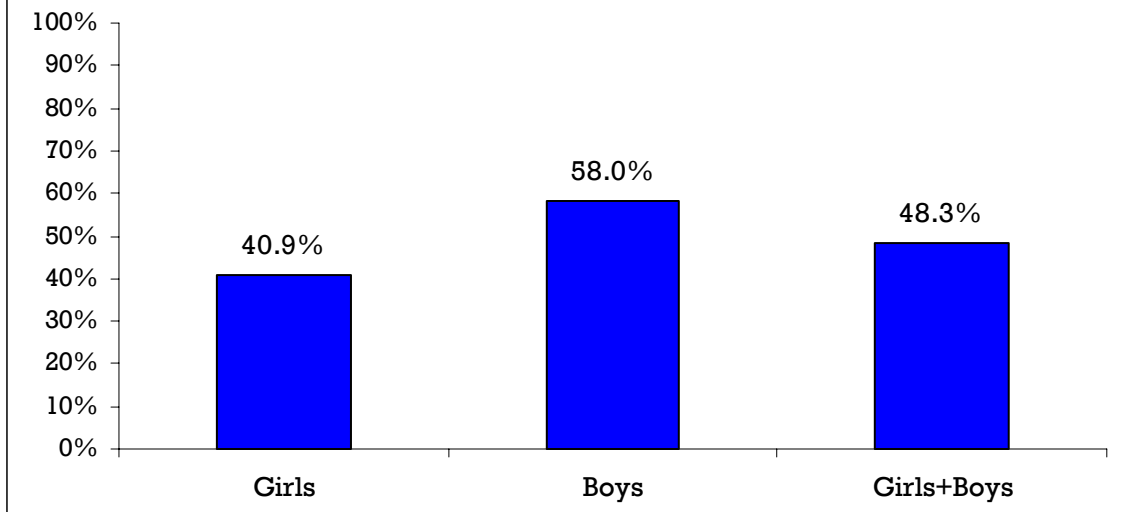
(Students who "feel a bit sorry" or "feel sorry and want to help")



| <u>Girls</u> | | <u>Boys</u> | | <u>Girls+Boys</u> | |
|--------------|------|-------------|------|-------------------|------|
| N | % | N | % | N | % |
| 57 | 85.1 | 37 | 74.0 | 94 | 80.3 |

**Do you think you could join in bullying a student
whom you don't like?**

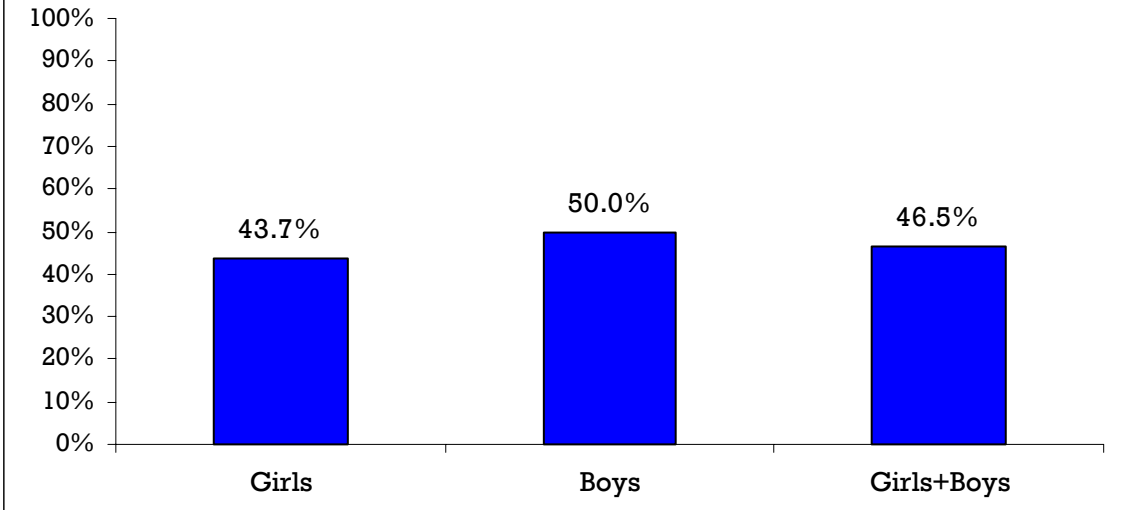
(Students responding "yes", "yes, maybe" or "I do not know")



| <u>Girls</u> | | <u>Boys</u> | | <u>Girls+Boys</u> | |
|--------------|------|-------------|------|-------------------|------|
| N | % | N | % | N | % |
| 27 | 40.9 | 29 | 58.0 | 56 | 48.3 |

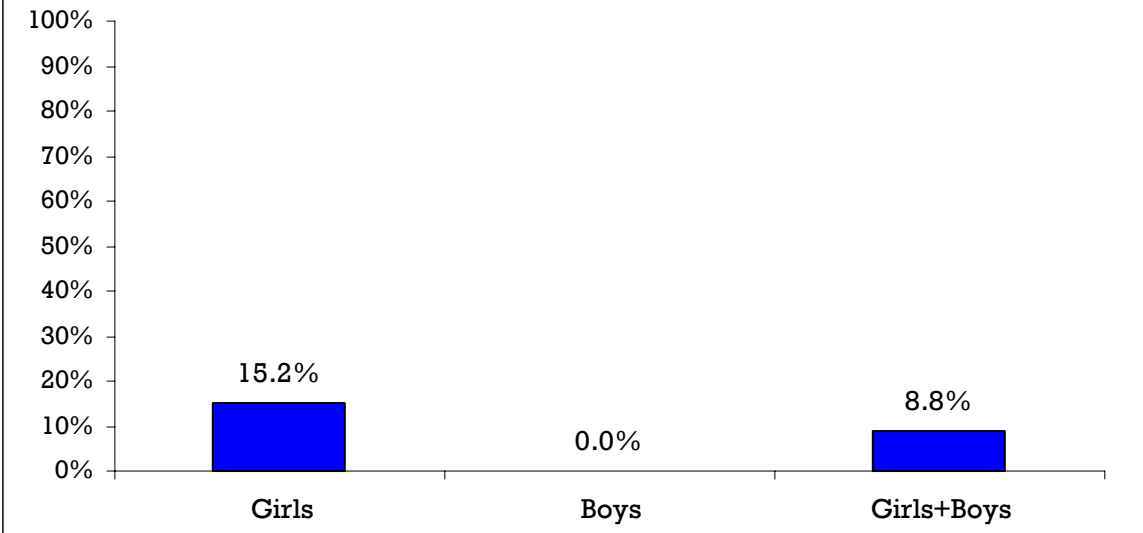
HOW OTHERS REACT

How often do the teachers or other adults at school try to put a stop to it when a student is being bullied at school?
(Students responding "often" or "almost always")



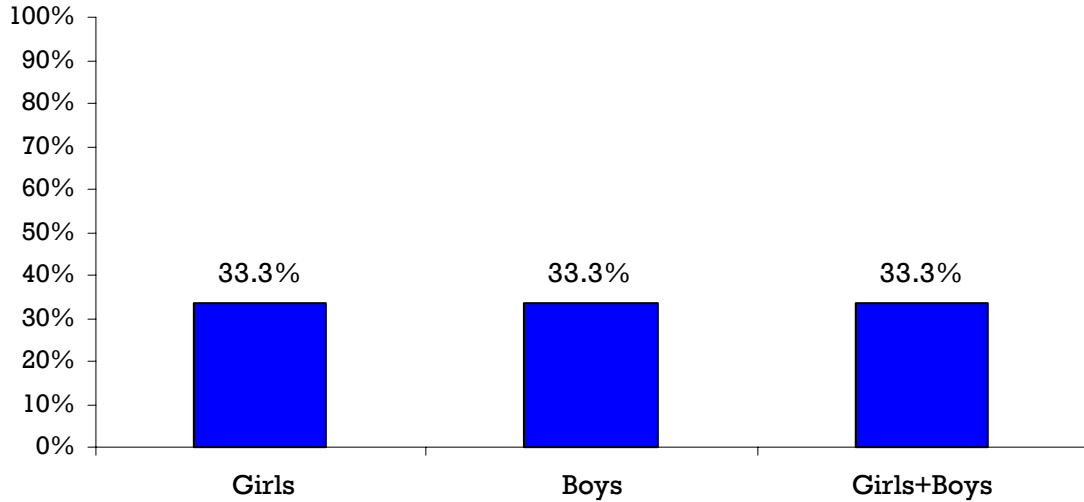
| Girls | | Boys | | Girls+Boys | |
|-------|------|------|------|------------|------|
| N | % | N | % | N | % |
| 28 | 43.7 | 25 | 50.0 | 53 | 46.5 |

How often do other students try to put a stop to it when a student is being bullied at school?
(Students responding "often" or "almost always")



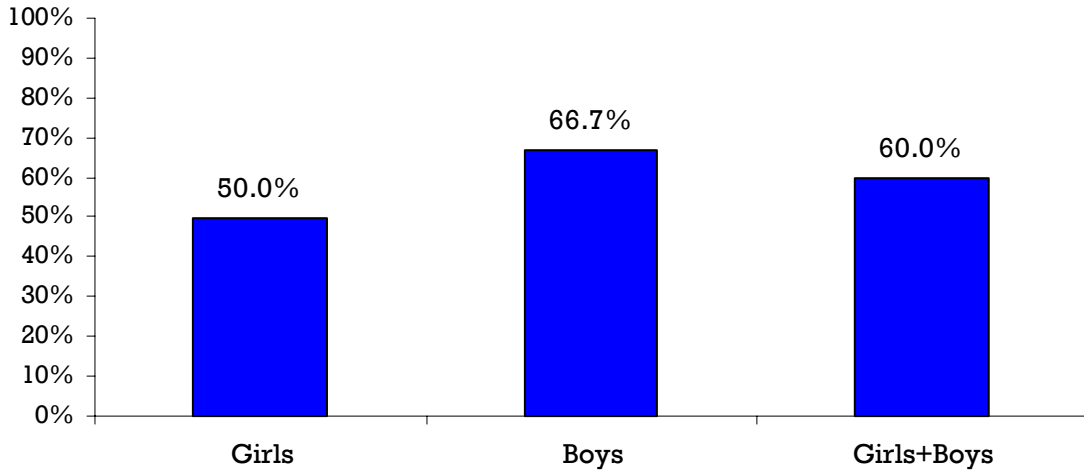
| Girls | | Boys | | Girls+Boys | |
|-------|------|------|-----|------------|-----|
| N | % | N | % | N | % |
| 10 | 15.2 | 0 | 0.0 | 10 | 8.8 |

Has any adult at home contacted the school to try to stop your being bullied at school in the past couple of months?
 (Students who "have been bullied" responding "they have contacted the school once" or more)



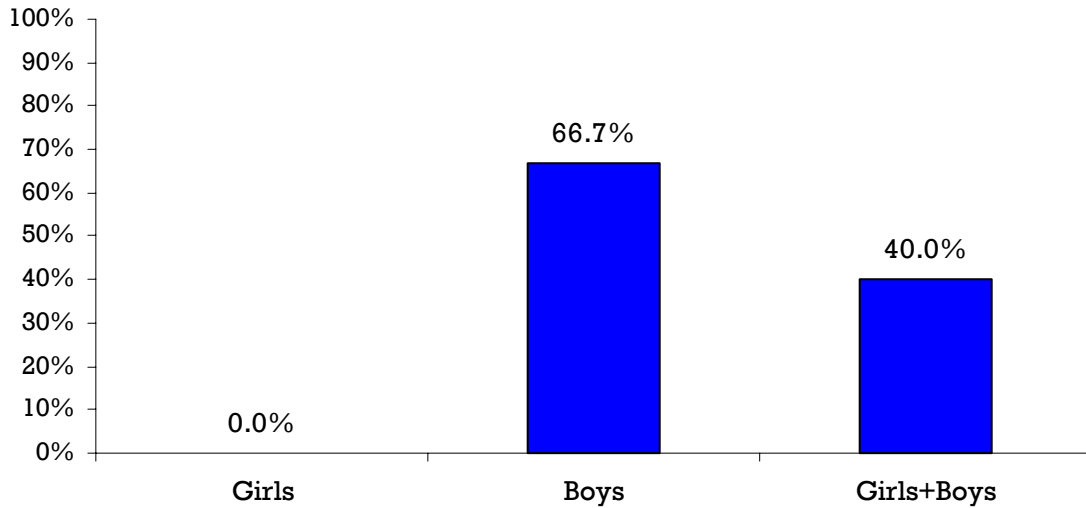
| <u>Girls</u> | | <u>Boys</u> | | <u>Girls+Boys</u> | |
|--------------|------|-------------|------|-------------------|------|
| N | % | N | % | N | % |
| 1/3 | 33.3 | 2/6 | 33.3 | 3 | 33.3 |

Has your home room teacher or any other teacher talked with you about your bullying other students at school in the past couple of months?
 (Students who "have bullied" responding "they have talked with me once" or more)



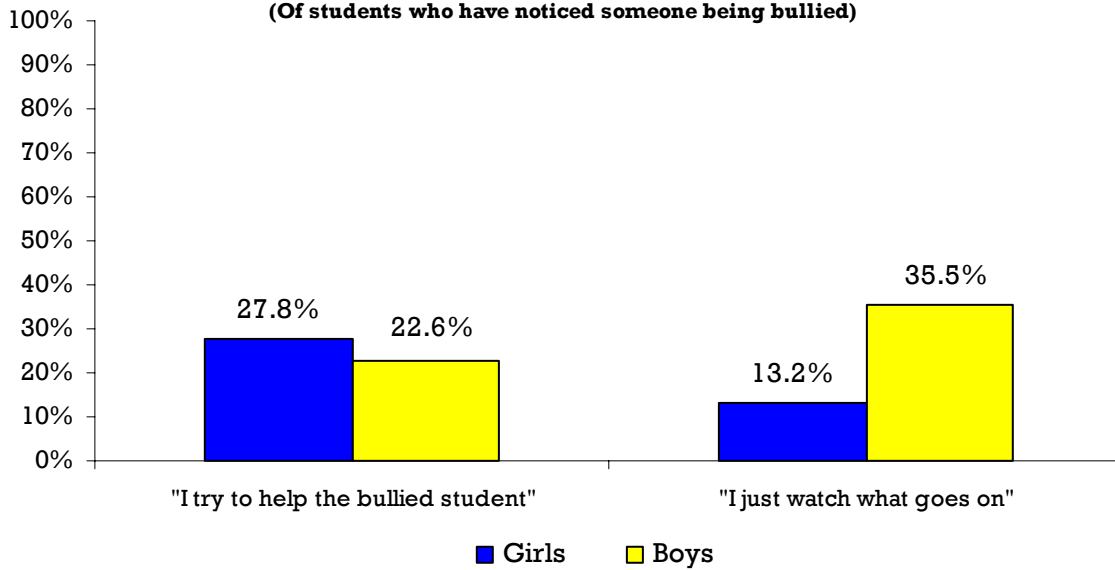
| <u>Girls</u> | | <u>Boys</u> | | <u>Girls+Boys</u> | |
|--------------|------|-------------|------|-------------------|------|
| N | % | N | % | N | % |
| 1/2 | 50.0 | 2/3 | 66.7 | 3 | 60.0 |

Has any adult at home talked with you about your bullying other students at school in the past couple of months?
 (Students who "have bullied" responding "those at home have talked with me once" or more)



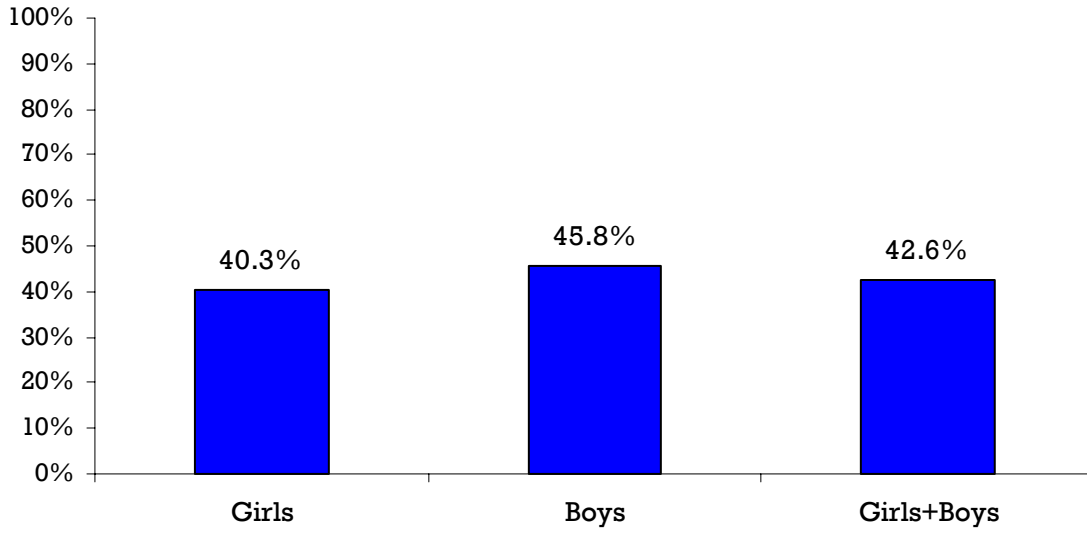
| <u>Girls</u> | | <u>Boys</u> | | <u>Girls+Boys</u> | |
|--------------|-----|-------------|------|-------------------|------|
| N | % | N | % | N | % |
| 0/2 | 0.0 | 2/3 | 66.7 | 2 | 40.0 |

How do you usually react if you see or understand that a student your age is being bullied by other students?
 (Of students who have noticed someone being bullied)



| | <u>Girls</u> | | <u>Boys</u> | | <u>Girls+Boys</u> | |
|-----------------------------------|--------------|------|-------------|------|-------------------|------|
| | N | % | N | % | N | % |
| I try to help the bullied student | 15 | 27.8 | 7 | 22.6 | 22 | 25.9 |
| I just watch what goes on | 7 | 13.2 | 11 | 35.5 | 18 | 21.4 |

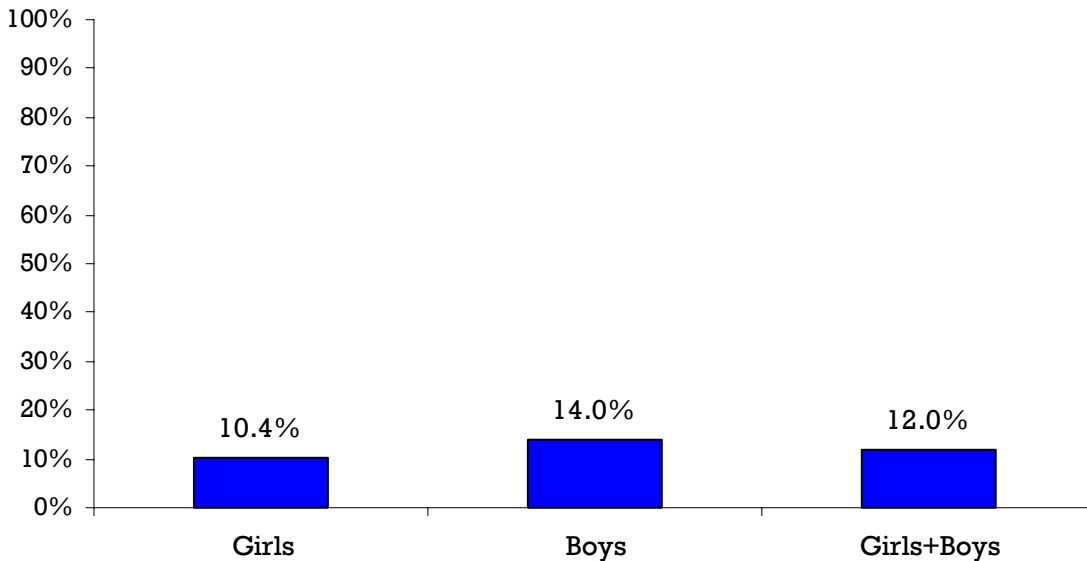
Overall, how much do you think your home room teacher has done to counteract bullying in the past couple of months?
 (Students responding "little or nothing" or "fairly little")



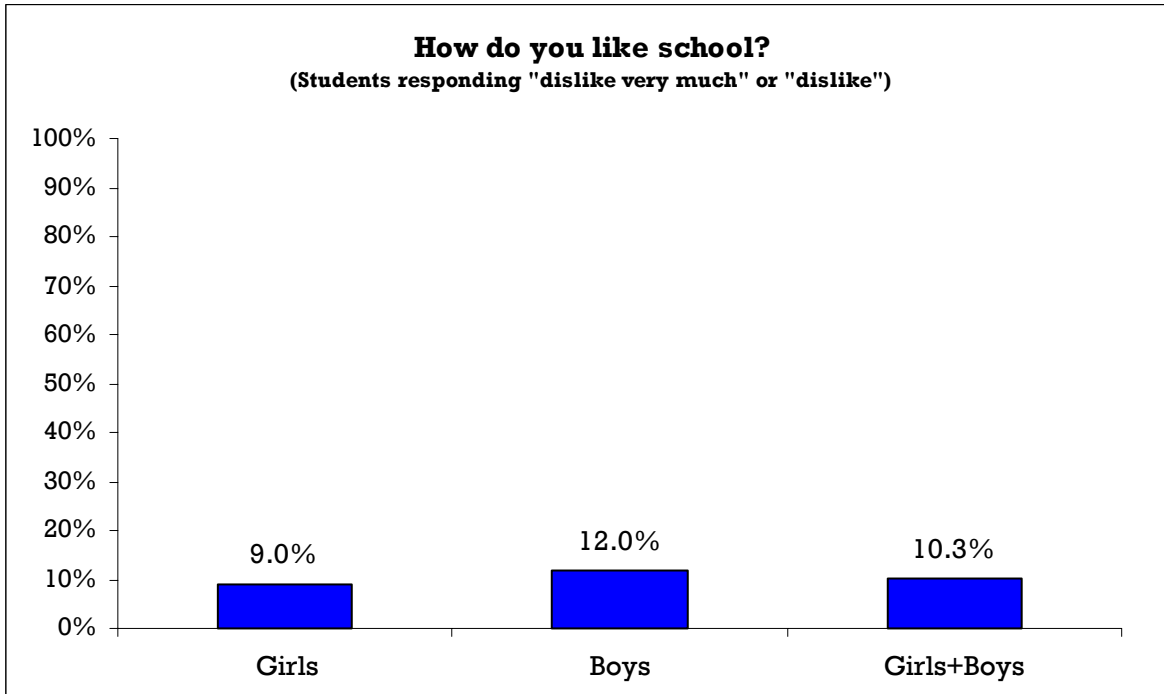
| <u>Girls</u> | | <u>Boys</u> | | <u>Girls+Boys</u> | |
|--------------|------|-------------|------|-------------------|------|
| N | % | N | % | N | % |
| 27 | 40.3 | 22 | 45.8 | 49 | 42.6 |

FRIENDS AND GENERAL (DIS)SATISFACTION WITH SCHOOL

How many good friends do you have in your class(es)?
 (Students responding "none" or "1 good friend")



| <u>Girls</u> | | <u>Boys</u> | | <u>Girls+Boys</u> | |
|--------------|------|-------------|------|-------------------|------|
| N | % | N | % | N | % |
| 7 | 10.4 | 7 | 14.0 | 14 | 12.0 |



| <u>Girls</u> | | <u>Boys</u> | | <u>Girls+Boys</u> | |
|--------------|-----|-------------|------|-------------------|------|
| N | % | N | % | N | % |
| 6 | 9.0 | 6 | 12.0 | 12 | 10.3 |

GENERAL FREQUENCIES

Q1: How do you like school?

| | <u>Girls</u> | | <u>Boys</u> | | <u>Girls+Boys</u> | |
|--------------------------|--------------|------|-------------|------|-------------------|------|
| | N | % | N | % | N | % |
| Dislike very much | 3 | 4.5 | 2 | 4.0 | 5 | 4.3 |
| Dislike | 3 | 4.5 | 4 | 8.0 | 7 | 6.0 |
| Neither like nor dislike | 31 | 46.3 | 20 | 40.0 | 51 | 43.6 |
| Like school | 28 | 41.8 | 21 | 42.0 | 49 | 41.9 |
| Like very much | 2 | 3.0 | 3 | 6.0 | 5 | 4.3 |
| SUM | 67 | | 50 | | 117 | |

Q2: Are you a boy or a girl? (frequencies reported on page 3 of this report)

Q3: How many good friends do you have in your class(es)?

| | <u>Girls</u> | | <u>Boys</u> | | <u>Girls+Boys</u> | |
|------------------|--------------|------|-------------|------|-------------------|------|
| | N | % | N | % | N | % |
| None | 1 | 1.5 | 4 | 8.0 | 5 | 4.3 |
| 1 good friend | 6 | 9.0 | 3 | 6.0 | 9 | 7.7 |
| 2-3 good friends | 18 | 26.9 | 9 | 18.0 | 27 | 23.1 |
| 4-5 good friends | 13 | 19.4 | 13 | 26.0 | 26 | 22.2 |
| 6+ good friends | 29 | 43.3 | 21 | 42.0 | 50 | 42.7 |
| SUM | 67 | | 50 | | 117 | |

Q4: How often have you been bullied at school in the past couple of months?

| | <u>Girls</u> | | <u>Boys</u> | | <u>Girls+Boys</u> | |
|--------------------|--------------|------|-------------|------|-------------------|------|
| | N | % | N | % | N | % |
| Not been bullied | 54 | 80.6 | 33 | 66.0 | 87 | 74.4 |
| Once or twice | 10 | 14.9 | 11 | 22.0 | 21 | 17.9 |
| 2-3 times | 1 | 1.5 | 1 | 2.0 | 2 | 1.7 |
| Once a week | 2 | 3.0 | 2 | 4.0 | 4 | 3.4 |
| Several times/week | 0 | 0.0 | 3 | 6.0 | 3 | 2.6 |
| SUM | 67 | | 50 | | 117 | |

Q5: I was called mean names, was made fun of and teased in a hurtful way

| | <u>Girls</u> | | <u>Boys</u> | | <u>Girls+Boys</u> | |
|--------------------|--------------|------|-------------|------|-------------------|------|
| | N | % | N | % | N | % |
| Hasn't happened | 50 | 74.6 | 37 | 74.0 | 87 | 74.4 |
| Once or twice | 14 | 20.9 | 7 | 14.0 | 21 | 17.9 |
| 2-3 times | 3 | 4.5 | 2 | 4.0 | 5 | 4.3 |
| Once a week | 0 | 0.0 | 2 | 4.0 | 2 | 1.7 |
| Several times/week | 0 | 0.0 | 2 | 4.0 | 2 | 1.7 |
| SUM | 67 | | 50 | | 117 | |

Q6: Other students kept me out of things on purpose, excluded me from their group of friends or completely ignored me

| | <u>Girls</u> | | <u>Boys</u> | | <u>Girls+Boys</u> | |
|--------------------|--------------|------|-------------|------|-------------------|------|
| | N | % | N | % | N | % |
| Hasn't happened | 55 | 82.1 | 43 | 86.0 | 98 | 83.8 |
| Once or twice | 9 | 13.4 | 4 | 8.0 | 13 | 11.1 |
| 2-3 times | 3 | 4.5 | 1 | 2.0 | 4 | 3.4 |
| Once a week | 0 | 0.0 | 1 | 2.0 | 1 | 0.9 |
| Several times/week | 0 | 0.0 | 1 | 2.0 | 1 | 0.9 |
| SUM | 67 | | 50 | | 117 | |

Q7: I was hit, kicked, pushed, shoved around or locked indoors

| | <u>Girls</u> | | <u>Boys</u> | | <u>Girls+Boys</u> | |
|--------------------|--------------|------|-------------|------|-------------------|------|
| | N | % | N | % | N | % |
| Hasn't happened | 63 | 94.0 | 39 | 78.0 | 102 | 87.2 |
| Once or twice | 3 | 4.5 | 8 | 16.0 | 11 | 9.4 |
| 2-3 times | 0 | 0.0 | 2 | 4.0 | 2 | 1.7 |
| Once a week | 0 | 0.0 | 1 | 2.0 | 1 | 0.9 |
| Several times/week | 1 | 1.5 | 0 | 0.0 | 1 | 0.9 |
| SUM | 67 | | 50 | | 117 | |

Q8: Other students told lies or spread false rumors about me and tried to make others dislike me

| | <u>Girls</u> | | <u>Boys</u> | | <u>Girls+Boys</u> | |
|--------------------|--------------|------|-------------|------|-------------------|------|
| | N | % | N | % | N | % |
| Hasn't happened | 45 | 67.2 | 37 | 74.0 | 82 | 70.1 |
| Once or twice | 20 | 29.9 | 8 | 16.0 | 28 | 23.9 |
| 2-3 times | 0 | 0.0 | 2 | 4.0 | 2 | 1.7 |
| Once a week | 1 | 1.5 | 2 | 4.0 | 3 | 2.6 |
| Several times/week | 1 | 1.5 | 1 | 2.0 | 2 | 1.7 |
| SUM | 67 | | 50 | | 117 | |

Q9: I had money or other things taken away from me or damaged

| | <u>Girls</u> | | <u>Boys</u> | | <u>Girls+Boys</u> | |
|--------------------|--------------|------|-------------|------|-------------------|------|
| | N | % | N | % | N | % |
| Hasn't happened | 60 | 89.6 | 42 | 84.0 | 102 | 87.2 |
| Once or twice | 7 | 10.4 | 8 | 16.0 | 15 | 12.8 |
| 2-3 times | 0 | 0.0 | 0 | 0.0 | 0 | 0.0 |
| Once a week | 0 | 0.0 | 0 | 0.0 | 0 | 0.0 |
| Several times/week | 0 | 0.0 | 0 | 0.0 | 0 | 0.0 |
| SUM | 67 | | 50 | | 117 | |

Q10: I was threatened or forced to do things I didn't want to do

| | <u>Girls</u> | | <u>Boys</u> | | <u>Girls+Boys</u> | |
|--------------------|--------------|------|-------------|------|-------------------|------|
| | N | % | N | % | N | % |
| Hasn't happened | 65 | 97.0 | 48 | 96.0 | 113 | 96.6 |
| Once or twice | 2 | 3.0 | 2 | 4.0 | 4 | 3.4 |
| 2-3 times | 0 | 0.0 | 0 | 0.0 | 0 | 0.0 |
| Once a week | 0 | 0.0 | 0 | 0.0 | 0 | 0.0 |
| Several times/week | 0 | 0.0 | 0 | 0.0 | 0 | 0.0 |
| SUM | 67 | | 50 | | 117 | |

Q11: I was bullied with mean names or comments about my race or color

| | <u>Girls</u> | | <u>Boys</u> | | <u>Girls+Boys</u> | |
|--------------------|--------------|------|-------------|------|-------------------|------|
| | N | % | N | % | N | % |
| Hasn't happened | 57 | 85.1 | 39 | 78.0 | 96 | 82.1 |
| Once or twice | 10 | 14.9 | 10 | 20.0 | 20 | 17.1 |
| 2-3 times | 0 | 0.0 | 0 | 0.0 | 0 | 0.0 |
| Once a week | 0 | 0.0 | 0 | 0.0 | 0 | 0.0 |
| Several times/week | 0 | 0.0 | 1 | 2.0 | 1 | 0.9 |
| SUM | 67 | | 50 | | 117 | |

Q12: I was bullied with mean names, comments, or gestures with a sexual meaning

| | <u>Girls</u> | | <u>Boys</u> | | <u>Girls+Boys</u> | |
|--------------------|--------------|------|-------------|------|-------------------|------|
| | N | % | N | % | N | % |
| Hasn't happened | 59 | 88.1 | 45 | 90.0 | 104 | 88.9 |
| Once or twice | 8 | 11.9 | 3 | 6.0 | 11 | 9.4 |
| 2-3 times | 0 | 0.0 | 1 | 2.0 | 1 | 0.9 |
| Once a week | 0 | 0.0 | 1 | 2.0 | 1 | 0.9 |
| Several times/week | 0 | 0.0 | 0 | 0.0 | 0 | 0.0 |
| SUM | 67 | | 50 | | 117 | |

Q13: I was bullied in another way

| | <u>Girls</u> | | <u>Boys</u> | | <u>Girls+Boys</u> | |
|--------------------|--------------|------|-------------|------|-------------------|------|
| | N | % | N | % | N | % |
| Hasn't happened | 64 | 95.5 | 48 | 96.0 | 112 | 95.7 |
| Once or twice | 2 | 3.0 | 0 | 0.0 | 2 | 1.7 |
| 2-3 times | 1 | 1.5 | 2 | 4.0 | 3 | 2.6 |
| Once a week | 0 | 0.0 | 0 | 0.0 | 0 | 0.0 |
| Several times/week | 0 | 0.0 | 0 | 0.0 | 0 | 0.0 |
| SUM | 67 | | 50 | | 117 | |

Q14: In which class(es) is the student or students who bully you?

Computational basis: those bullied "once or twice" or more according to question 4

| | <u>Girls</u> | | <u>Boys</u> | | <u>Girls+Boys</u> | |
|-----------------------------|--------------|------|-------------|------|-------------------|------|
| | N | % | N | % | N | % |
| In my class | 2 | 33.3 | 8 | 57.1 | 10 | 50.0 |
| Different class, same grade | 4 | 66.7 | 5 | 35.7 | 9 | 45.0 |
| In a higher grade | 0 | 0.0 | 0 | 0.0 | 0 | 0.0 |
| In a lower grade | 0 | 0.0 | 0 | 0.0 | 0 | 0.0 |
| In different grades | 0 | 0.0 | 1 | 7.1 | 1 | 5.0 |
| SUM | 6 | | 14 | | 20 | |

Q15: Have you been bullied by boys or girls?

Computational basis: those bullied "once or twice" or more according to question 4

| | <u>Girls</u> | | <u>Boys</u> | | <u>Girls+Boys</u> | |
|---------------------|--------------|------|-------------|------|-------------------|------|
| | N | % | N | % | N | % |
| Mainly by 1 girl | 3 | 37.5 | 3 | 21.4 | 6 | 27.3 |
| By several girls | 2 | 25.0 | 2 | 14.3 | 4 | 18.2 |
| Mainly by 1 boy | 0 | 0.0 | 2 | 14.3 | 2 | 9.1 |
| By several boys | 1 | 12.5 | 4 | 28.6 | 5 | 22.7 |
| Both boys and girls | 2 | 25.0 | 3 | 21.4 | 5 | 22.7 |
| SUM | 8 | | 14 | | 22 | |

Q16: By how many students have you usually been bullied?

Computational basis: those bullied "once or twice" or more according to question 4

| | <u>Girls</u> | | <u>Boys</u> | | <u>Girls+Boys</u> | |
|------------------------------|--------------|------|-------------|------|-------------------|------|
| | N | % | N | % | N | % |
| Mainly by 1 student | 4 | 50.0 | 6 | 46.2 | 10 | 47.6 |
| By a group of 2-3 students | 4 | 50.0 | 6 | 46.2 | 10 | 47.6 |
| By a group of 4-9 students | 0 | 0.0 | 1 | 7.7 | 1 | 4.8 |
| By a group of more than 9 | 0 | 0.0 | 0 | 0.0 | 0 | 0.0 |
| By different students/groups | 0 | 0.0 | 0 | 0.0 | 0 | 0.0 |
| SUM | 8 | | 13 | | 21 | |

Q17: How long has the bullying lasted?

Computational basis: those bullied "2-3 times a month" or more according to question 4

| | <u>Girls</u> | | <u>Boys</u> | | <u>Girls+Boys</u> | |
|----------------|--------------|------|-------------|------|-------------------|------|
| | N | % | N | % | N | % |
| 1 or 2 weeks | 1 | 33.3 | 2 | 40.0 | 3 | 37.5 |
| About a month | 1 | 33.3 | 2 | 40.0 | 3 | 37.5 |
| About 6 months | 0 | 0.0 | 0 | 0.0 | 0 | 0.0 |
| About a year | 0 | 0.0 | 1 | 20.0 | 1 | 12.5 |
| Several years | 1 | 33.3 | 0 | 0.0 | 1 | 12.5 |
| SUM | 3 | | 5 | | 8 | |

Q18: Where have you been bullied?

Computational basis: those bullied "once or twice" or more according to question 4

| | <u>Girls</u> | | <u>Boys</u> | | <u>Girls+Boys</u> | |
|-----------------------------------|--------------|------|-------------|------|-------------------|------|
| | N | % | N | % | N | % |
| In the playground/athletic field | 3 | 42.9 | 5 | 38.5 | 8 | 40.0 |
| In the hallways/stairwells | 4 | 57.1 | 5 | 41.7 | 9 | 47.4 |
| In class (with teacher present) | 3 | 42.9 | 9 | 75.0 | 12 | 63.2 |
| In the classroom (teacher absent) | 2 | 28.6 | 8 | 66.7 | 10 | 52.6 |
| In the bathroom | 0 | 0.0 | 0 | 0.0 | 0 | 0.0 |
| In gym class/locker room/shower | 0 | 0.0 | 3 | 25.0 | 3 | 15.8 |
| In the lunch room | 2 | 28.6 | 3 | 25.0 | 5 | 26.3 |
| On the way to and from school | 2 | 28.6 | 1 | 8.3 | 3 | 15.8 |
| At the school bus stop | 0 | 0.0 | 0 | 0.0 | 0 | 0.0 |
| On the school bus | 0 | 0.0 | 0 | 0.0 | 0 | 0.0 |
| Somewhere else in school | 0 | 0.0 | 3 | 27.3 | 3 | 17.6 |
| SUM | 16 | | 37 | | 53 | |

Q19: Have you told anyone that you have been bullied at school in the past couple of months?

Computational basis: those bullied "2-3 times a month" or more according to question 4

| | <u>Girls</u> | | <u>Boys</u> | | <u>Girls+Boys</u> | |
|-----------------------------------|--------------|-------|-------------|------|-------------------|------|
| | N | % | N | % | N | % |
| Been bullied but not told anybody | 0 | 0.0 | 2 | 33.3 | 2 | 22.2 |
| Been bullied and told somebody | 3 | 100.0 | 4 | 66.7 | 7 | 77.8 |
| SUM | 3 | | 6 | | 9 | |

Q19A: Who have you told that you have been bullied?

| | <u>Girls</u> | | <u>Boys</u> | | <u>Girls+Boys</u> | |
|--------------------------------|--------------|-------|-------------|------|-------------------|------|
| | N | % | N | % | N | % |
| Your class (home room) teacher | 1 | 33.3 | 2 | 33.3 | 3 | 33.3 |
| Another adult at school | 1 | 33.3 | 3 | 50.0 | 4 | 44.4 |
| Your parent(s)/guardian(s) | 2 | 66.7 | 3 | 50.0 | 5 | 55.6 |
| Your brother(s) or sister(s) | 2 | 66.7 | 1 | 16.7 | 3 | 33.3 |
| Your friend(s) | 3 | 100.0 | 4 | 66.7 | 7 | 77.8 |
| Somebody else | 1 | 33.3 | 0 | 0.0 | 1 | 11.1 |
| SUM | 10 | | 13 | | 23 | |

Q20: How often do the teachers or other adults at school try to put a stop to it when a student is being bullied at school?

| | <u>Girls</u> | | <u>Boys</u> | | <u>Girls+Boys</u> | |
|-----------------|--------------|------|-------------|------|-------------------|------|
| | N | % | N | % | N | % |
| Almost never | 9 | 14.1 | 9 | 18.0 | 18 | 15.8 |
| Once in a while | 16 | 25.0 | 8 | 16.0 | 24 | 21.1 |
| Sometimes | 11 | 17.2 | 8 | 16.0 | 19 | 16.7 |
| Often | 13 | 20.3 | 20 | 40.0 | 33 | 28.9 |
| Almost always | 15 | 23.4 | 5 | 10.0 | 20 | 17.5 |
| SUM | 64 | | 50 | | 114 | |

Q21: How often do other students try to put a stop to it when a student is being bullied at school?

| | <u>Girls</u> | | <u>Boys</u> | | <u>Girls+Boys</u> | |
|-----------------|--------------|------|-------------|------|-------------------|------|
| | N | % | N | % | N | % |
| Almost never | 24 | 36.4 | 20 | 41.7 | 44 | 38.6 |
| Once in a while | 18 | 27.3 | 19 | 39.6 | 37 | 32.5 |
| Sometimes | 14 | 21.2 | 9 | 18.8 | 23 | 20.2 |
| Often | 9 | 13.6 | 0 | 0.0 | 9 | 7.9 |
| Almost always | 1 | 1.5 | 0 | 0.0 | 1 | 0.9 |
| SUM | 66 | | 48 | | 114 | |

Q22: Has any adult at home contacted the school to try to stop your being bullied at school in the past couple of months?

Computational basis: those bullied "2-3 times a month" or more according to question 4

| | <u>Girls</u> | | <u>Boys</u> | | <u>Girls+Boys</u> | |
|------------------------------|--------------|------|-------------|------|-------------------|------|
| | N | % | N | % | N | % |
| No, not contacted the school | 2 | 66.7 | 4 | 66.7 | 6 | 66.7 |
| Yes, once | 0 | 0.0 | 1 | 16.7 | 1 | 11.1 |
| Yes, several times | 1 | 33.3 | 1 | 16.7 | 2 | 22.2 |
| SUM | 3 | | 6 | | 9 | |

Q23: When you see a student your age being bullied at school, what do you feel or think?

| | <u>Girls</u> | | <u>Boys</u> | | <u>Girls+Boys</u> | |
|-----------------------------|--------------|------|-------------|------|-------------------|------|
| | N | % | N | % | N | % |
| He/she probably deserves it | 3 | 4.5 | 3 | 6.0 | 6 | 5.1 |
| Don't feel much | 7 | 10.4 | 10 | 20.0 | 17 | 14.5 |
| Feel a bit sorry | 24 | 35.8 | 20 | 40.0 | 44 | 37.6 |
| Feel sorry and want to help | 33 | 49.3 | 17 | 34.0 | 50 | 42.7 |
| SUM | 67 | | 50 | | 117 | |

Q24: How often have you taken part in bullying another student(s) at school in the past couple of months?

| | <u>Girls</u> | | <u>Boys</u> | | <u>Girls+Boys</u> | |
|--------------------|--------------|------|-------------|------|-------------------|------|
| | N | % | N | % | N | % |
| Not bullied | 52 | 77.6 | 37 | 74.0 | 89 | 76.1 |
| Once or twice | 11 | 16.4 | 9 | 18.0 | 20 | 17.1 |
| 2-3 times | 1 | 1.5 | 1 | 2.0 | 2 | 1.7 |
| Once a week | 2 | 3.0 | 1 | 2.0 | 3 | 2.6 |
| Several times/week | 1 | 1.5 | 2 | 4.0 | 3 | 2.6 |
| SUM | 67 | | 50 | | 117 | |

Q25: I called another student(s) mean names, made fun of and teased him or her in a hurtful way

| | <u>Girls</u> | | <u>Boys</u> | | <u>Girls+Boys</u> | |
|--------------------|--------------|------|-------------|------|-------------------|------|
| | N | % | N | % | N | % |
| Hasn't happened | 45 | 67.2 | 35 | 70.0 | 80 | 68.4 |
| Once or twice | 18 | 26.9 | 9 | 18.0 | 27 | 23.1 |
| 2-3 times | 0 | 0.0 | 2 | 4.0 | 2 | 1.7 |
| Once a week | 2 | 3.0 | 2 | 4.0 | 4 | 3.4 |
| Several times/week | 2 | 3.0 | 2 | 4.0 | 4 | 3.4 |
| SUM | 67 | | 50 | | 117 | |

Q26: I kept him or her out of things on purpose, excluded him or her from my group of friends or completely ignored him or her

| | <u>Girls</u> | | <u>Boys</u> | | <u>Girls+Boys</u> | |
|--------------------|--------------|------|-------------|------|-------------------|------|
| | N | % | N | % | N | % |
| Hasn't happened | 60 | 89.6 | 42 | 84.0 | 102 | 87.2 |
| Once or twice | 6 | 9.0 | 7 | 14.0 | 13 | 11.1 |
| 2-3 times | 0 | 0.0 | 0 | 0.0 | 0 | 0.0 |
| Once a week | 0 | 0.0 | 0 | 0.0 | 0 | 0.0 |
| Several times/week | 1 | 1.5 | 1 | 2.0 | 2 | 1.7 |
| SUM | 67 | | 50 | | 117 | |

Q27: I hit, kicked, pushed, and shoved him or her around or locked him or her indoors

| | <u>Girls</u> | | <u>Boys</u> | | <u>Girls+Boys</u> | |
|--------------------|--------------|------|-------------|------|-------------------|------|
| | N | % | N | % | N | % |
| Hasn't happened | 59 | 88.1 | 45 | 90.0 | 104 | 88.9 |
| Once or twice | 4 | 6.0 | 3 | 6.0 | 7 | 6.0 |
| 2-3 times | 1 | 1.5 | 1 | 2.0 | 2 | 1.7 |
| Once a week | 1 | 1.5 | 0 | 0.0 | 1 | 0.9 |
| Several times/week | 2 | 3.0 | 1 | 2.0 | 3 | 2.6 |
| SUM | 67 | | 50 | | 117 | |

Q28: I spread false rumors about him or her and tried to make others dislike him or her

| | <u>Girls</u> | | <u>Boys</u> | | <u>Girls+Boys</u> | |
|--------------------|--------------|------|-------------|------|-------------------|------|
| | N | % | N | % | N | % |
| Hasn't happened | 66 | 98.5 | 43 | 86.0 | 109 | 93.2 |
| Once or twice | 1 | 1.5 | 5 | 10.0 | 6 | 5.1 |
| 2-3 times | 0 | 0.0 | 1 | 2.0 | 1 | 0.9 |
| Once a week | 0 | 0.0 | 0 | 0.0 | 0 | 0.0 |
| Several times/week | 0 | 0.0 | 1 | 2.0 | 1 | 0.9 |
| SUM | 67 | | 50 | | 117 | |

Q29: I took money or other things from him or her or damaged his or her belongings

| | <u>Girls</u> | | <u>Boys</u> | | <u>Girls+Boys</u> | |
|--------------------|--------------|-------|-------------|------|-------------------|------|
| | N | % | N | % | N | % |
| Hasn't happened | 67 | 100.0 | 48 | 96.0 | 115 | 98.3 |
| Once or twice | 0 | 0.0 | 1 | 2.0 | 1 | 0.9 |
| 2-3 times | 0 | 0.0 | 0 | 0.0 | 0 | 0.0 |
| Once a week | 0 | 0.0 | 0 | 0.0 | 0 | 0.0 |
| Several times/week | 0 | 0.0 | 1 | 2.0 | 1 | 0.9 |
| SUM | 67 | | 50 | | 117 | |

Q30: I threatened or forced him or her to do things he or she didn't want to do

| | <u>Girls</u> | | <u>Boys</u> | | <u>Girls+Boys</u> | |
|--------------------|--------------|------|-------------|------|-------------------|------|
| | N | % | N | % | N | % |
| Hasn't happened | 66 | 98.5 | 47 | 94.0 | 113 | 96.6 |
| Once or twice | 1 | 1.5 | 2 | 4.0 | 3 | 2.6 |
| 2-3 times | 0 | 0.0 | 0 | 0.0 | 0 | 0.0 |
| Once a week | 0 | 0.0 | 0 | 0.0 | 0 | 0.0 |
| Several times/week | 0 | 0.0 | 1 | 2.0 | 1 | 0.9 |
| SUM | 67 | | 50 | | 117 | |

Q31: I bullied him or her with mean names about his or her race or color

| | <u>Girls</u> | | <u>Boys</u> | | <u>Girls+Boys</u> | |
|--------------------|--------------|------|-------------|------|-------------------|------|
| | N | % | N | % | N | % |
| Hasn't happened | 64 | 95.5 | 43 | 86.0 | 107 | 91.5 |
| Once or twice | 3 | 4.5 | 4 | 8.0 | 7 | 6.0 |
| 2-3 times | 0 | 0.0 | 1 | 2.0 | 1 | 0.9 |
| Once a week | 0 | 0.0 | 1 | 2.0 | 1 | 0.9 |
| Several times/week | 0 | 0.0 | 1 | 2.0 | 1 | 0.9 |
| SUM | 67 | | 50 | | 117 | |

Q32: I bullied him or her with mean names, comments, or gestures with a sexual meaning

| | <u>Girls</u> | | <u>Boys</u> | | <u>Girls+Boys</u> | |
|--------------------|--------------|------|-------------|------|-------------------|------|
| | N | % | N | % | N | % |
| Hasn't happened | 64 | 95.5 | 43 | 86.0 | 107 | 91.5 |
| Once or twice | 3 | 4.5 | 4 | 8.0 | 7 | 6.0 |
| 2-3 times | 0 | 0.0 | 1 | 2.0 | 1 | 0.9 |
| Once a week | 0 | 0.0 | 0 | 0.0 | 0 | 0.0 |
| Several times/week | 0 | 0.0 | 2 | 4.0 | 2 | 1.7 |
| SUM | 67 | | 50 | | 117 | |

Q33: I bullied him or her in another way

| | <u>Girls</u> | | <u>Boys</u> | | <u>Girls+Boys</u> | |
|--------------------|--------------|------|-------------|------|-------------------|------|
| | N | % | N | % | N | % |
| Hasn't happened | 64 | 95.5 | 44 | 88.0 | 108 | 92.3 |
| Once or twice | 2 | 3.0 | 4 | 8.0 | 6 | 5.1 |
| 2-3 times | 1 | 1.5 | 1 | 2.0 | 2 | 1.7 |
| Once a week | 0 | 0.0 | 0 | 0.0 | 0 | 0.0 |
| Several times/week | 0 | 0.0 | 1 | 2.0 | 1 | 0.9 |
| SUM | 67 | | 50 | | 117 | |

Q34: Has your class (home room) teacher or any other teacher talked with you about your bullying other students at school in the past couple of months?

Computational basis: those who have bullied others "2-3 times a month" or more according to question 24

| | <u>Girls</u> | | <u>Boys</u> | | <u>Girls+Boys</u> | |
|---------------------------------|--------------|------|-------------|------|-------------------|------|
| | N | % | N | % | N | % |
| No, they haven't talked with me | 1 | 50.0 | 1 | 33.3 | 2 | 40.0 |
| Yes, they have once | 1 | 50.0 | 0 | 0.0 | 1 | 20.0 |
| Yes, they have several times | 0 | 0.0 | 2 | 66.7 | 2 | 40.0 |
| SUM | 2 | | 3 | | 5 | |

Q35: Has any adult at home talked with you about your bullying other students at school in the past couple of months?

Computational basis: those who have bullied others "2-3 times a month" or more according to question 24

| | <u>Girls</u> | | <u>Boys</u> | | <u>Girls+Boys</u> | |
|---------------------------------|--------------|-------|-------------|------|-------------------|------|
| | N | % | N | % | N | % |
| No, they haven't talked with me | 2 | 100.0 | 1 | 33.3 | 3 | 60.0 |
| Yes, they have once | 0 | 0.0 | 0 | 0.0 | 0 | 0.0 |
| Yes, they have several times | 0 | 0.0 | 2 | 66.7 | 2 | 40.0 |
| SUM | 2 | | 3 | | 5 | |

Q36: Do you think you could join in bullying a student whom you don't like?

| | <u>Girls</u> | | <u>Boys</u> | | <u>Girls+Boys</u> | |
|----------------------|--------------|------|-------------|------|-------------------|------|
| | N | % | N | % | N | % |
| Yes | 2 | 3.0 | 9 | 18.0 | 11 | 9.5 |
| Yes, maybe | 4 | 6.1 | 3 | 6.0 | 7 | 6.0 |
| I don't know | 21 | 31.8 | 17 | 34.0 | 38 | 32.8 |
| No, I don't think so | 9 | 13.6 | 4 | 8.0 | 13 | 11.2 |
| No | 13 | 19.7 | 6 | 12.0 | 19 | 16.4 |
| Definitely no | 17 | 25.8 | 11 | 22.0 | 28 | 24.1 |
| SUM | 66 | | 50 | | 116 | |

Q37: How do you usually react if you see or understand that a student your age is being bullied by other students?

| | <u>Girls</u> | | <u>Boys</u> | | <u>Girls+Boys</u> | |
|-------------------------------|--------------|------|-------------|------|-------------------|------|
| | N | % | N | % | N | % |
| I have never noticed it | 13 | 19.4 | 19 | 38.0 | 32 | 27.4 |
| I take part in the bullying | 0 | 0.0 | 2 | 4.0 | 2 | 1.7 |
| I don't do it, but find it OK | 1 | 1.5 | 2 | 4.0 | 3 | 2.6 |
| I just watch what goes on | 7 | 10.4 | 11 | 22.0 | 18 | 15.4 |
| I ought to help | 31 | 46.3 | 9 | 18.0 | 40 | 34.2 |
| I try to help | 15 | 22.4 | 7 | 14.0 | 22 | 18.8 |
| SUM | 67 | | 50 | | 117 | |

**Q38: How often are you afraid of being bullied by other students
in your school?**

| | <u>Girls</u> | | <u>Boys</u> | | <u>Girls+Boys</u> | |
|--------------|--------------|------|-------------|------|-------------------|------|
| | N | % | N | % | N | % |
| Never | 41 | 61.2 | 33 | 66.0 | 74 | 63.2 |
| Seldom | 18 | 26.9 | 4 | 8.0 | 22 | 18.8 |
| Sometimes | 6 | 9.0 | 7 | 14.0 | 13 | 11.1 |
| Fairly often | 1 | 1.5 | 1 | 2.0 | 2 | 1.7 |
| Often | 1 | 1.5 | 3 | 6.0 | 4 | 3.4 |
| Very often | 0 | 0.0 | 2 | 4.0 | 2 | 1.7 |
| SUM | 67 | | 50 | | 117 | |

**Q39: Overall, how much do you think your class (home room) teacher has
done to counteract bullying in the past couple of months?**

| | <u>Girls</u> | | <u>Boys</u> | | <u>Girls+Boys</u> | |
|-------------------|--------------|------|-------------|------|-------------------|------|
| | N | % | N | % | N | % |
| Little or nothing | 15 | 22.4 | 18 | 37.5 | 33 | 28.7 |
| Fairly little | 12 | 17.9 | 4 | 8.3 | 16 | 13.9 |
| somewhat | 22 | 32.8 | 13 | 27.1 | 35 | 30.4 |
| A good deal | 15 | 22.4 | 8 | 16.7 | 23 | 20.0 |
| Much | 3 | 4.5 | 5 | 10.4 | 8 | 7.0 |
| SUM | 67 | | 48 | | 115 | |