



SEATTLE PUBLIC SCHOOLS

**SAFE SCHOOLS
HEALTHY STUDENTS INITIATIVE**

OLWEUS BULLYING SURVEY REPORT

**Denny Middle
School**

Grade 7

November, 2003

Table of Contents

<u>Section</u>	<u>Page</u>
Response Summary	3
Bully/Victim Problems in General	3-6
Feelings and Attitudes Regarding Bullying.....	7
How Others React.....	8-11
Friends and General (Dis)Satisfaction with School.....	11-12
General Frequencies.....	12-21

Denny Middle School

GRADE 7 RESPONSE SUMMARY

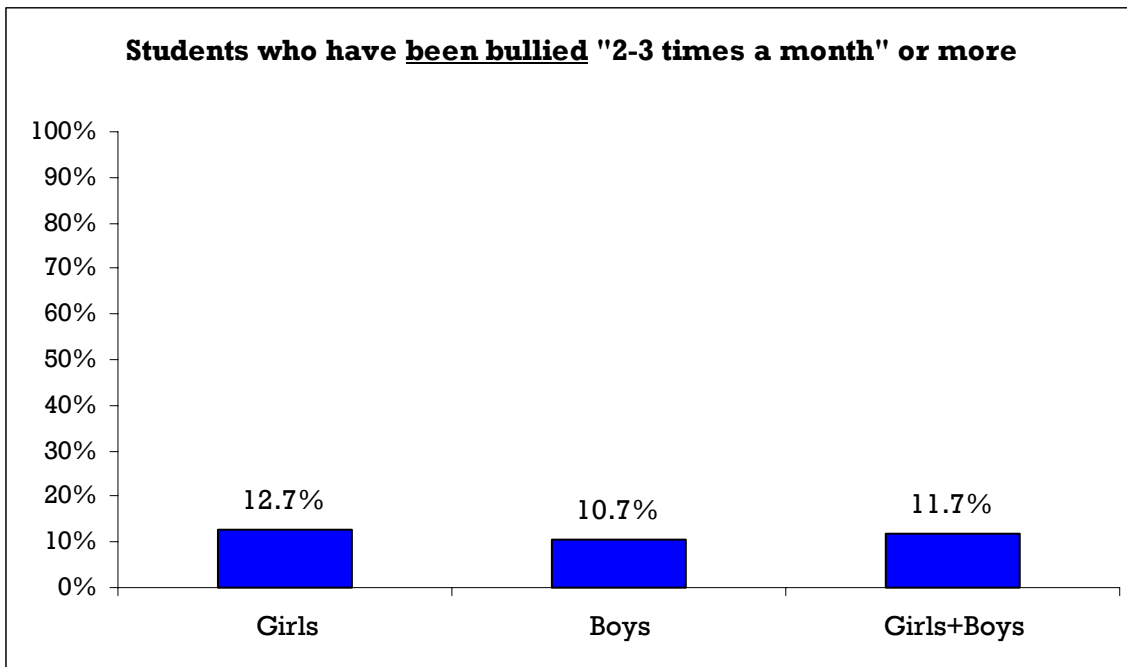
Total Number of Completed Surveys: 112

Number of Girls Completing Survey: 55 (49.0%)

Number of Boys Completing Survey: 57 (51.0%)

Overall Grade Response Rate: 44.0%
(total number of completed surveys/number of students in grade)

BULLY/VICTIM PROBLEMS IN GENERAL

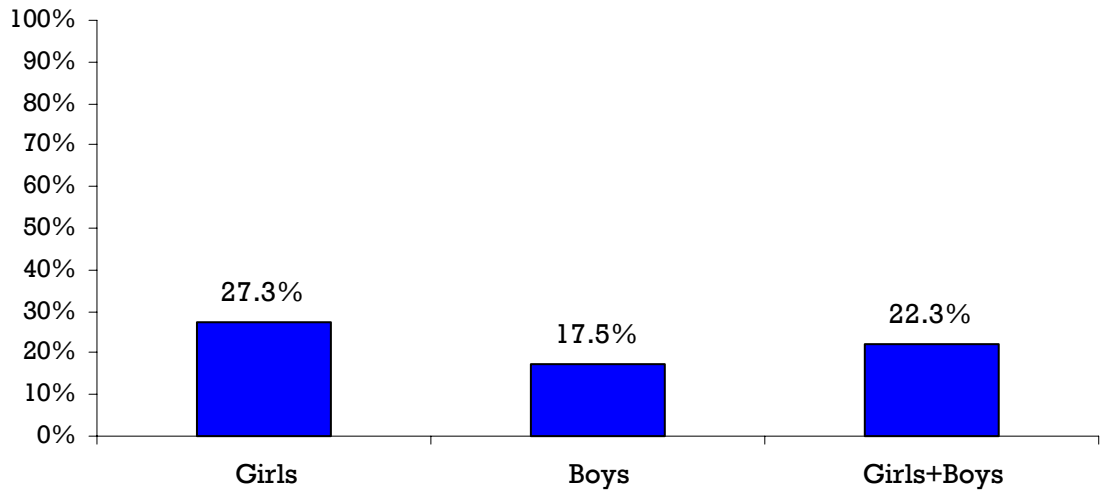


	Girls	Boys	Girls+Boys
Total	55	56	111
Not Bullied	48	50	98
Bullied	7	6	13
% Bullied	12.7	10.7	11.7

Based on responses to Q4 (see general frequencies section of report)

Any following calculations of students who have been bullied rely on this distribution

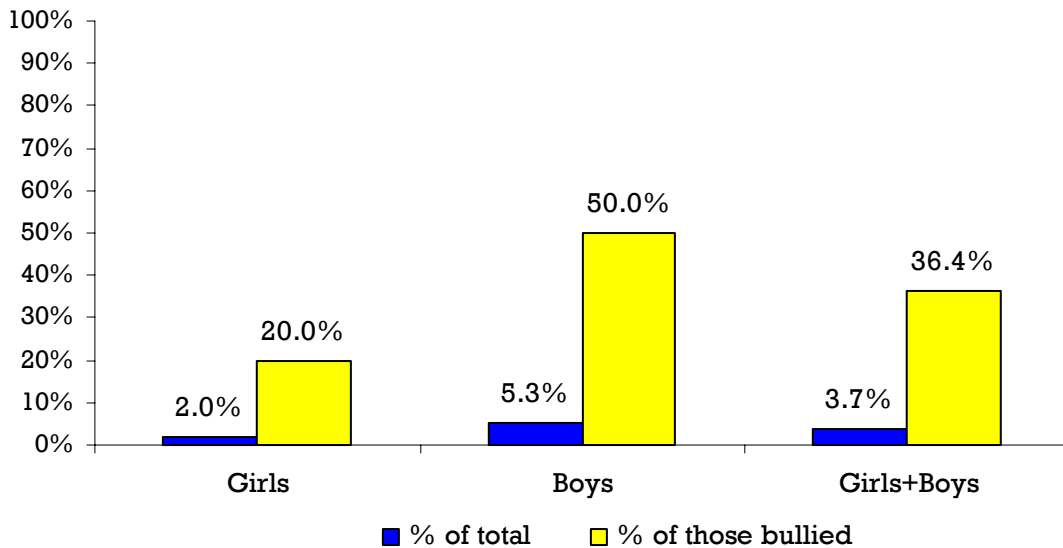
**Students who have been bullied "2-3 times a month" or more
(Alternative Computational Method)**



	Girls	Boys	Girls+Boys
Total	55	57	112
Not Bullied	40	47	87
Bullied	15	10	25
% Bullied	27.3	17.5	22.3

According to at least one of Q4-Q13 (see general frequencies section of report)

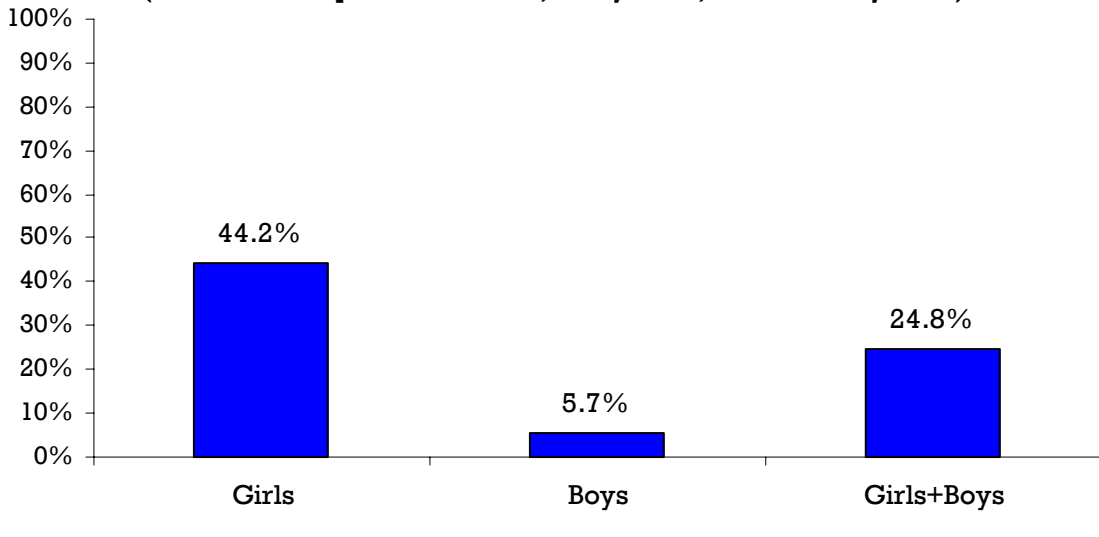
**Students who have been bullied "one year or more"
(Of students bullied "2-3 times a month" or more)**



	<u>Girls</u>		<u>Boys</u>		<u>Girls+Boys</u>	
	N	%	N	%	N	%
% of total	1	2.0	3	5.3	4	3.7
% of those bullied	1	20.0	3	50.0	4	36.4

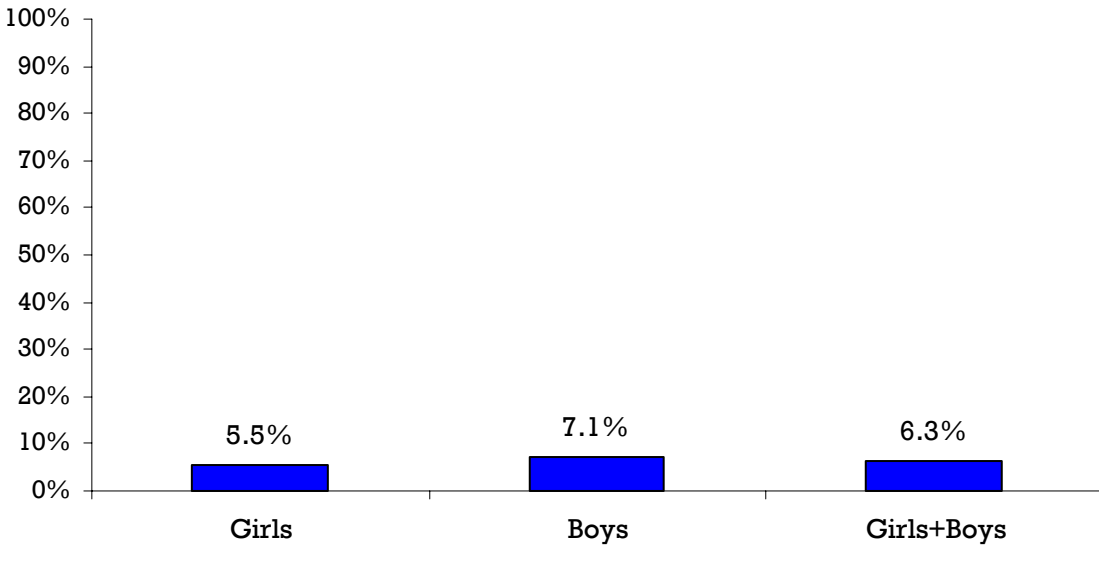
**Students who feel afraid of being bullied by other students
in the school**

(Students who respond "sometimes", "fairly often", "often" or "very often")



	Girls	Boys	Girls+Boys
Total	23	3	26
Percent	44.2	5.7	24.8

**Students who have bullied other students "2-3 times
a month" or more**

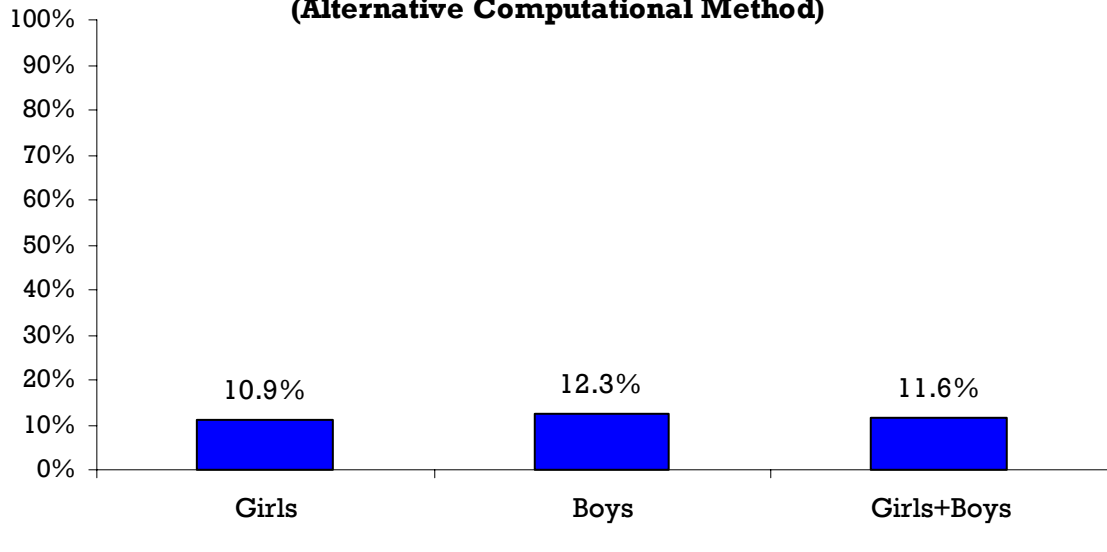


	Girls	Boys	Girls+Boys
Total	55	56	111
Not Bullied	52	52	104
Bullied	3	4	7
% Bullied	5.5	7.1	6.3

Based on responses to Q24 (see general frequencies section of report)

Any following calculations of students who have bullied rely on this distribution

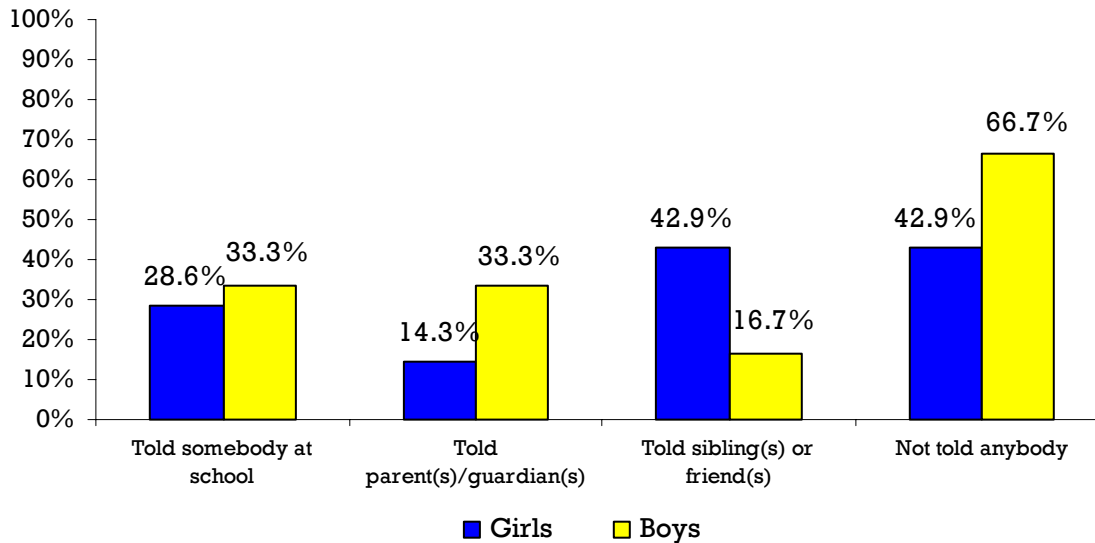
**Students who have bullied other students "2-3 times a month" or more
(Alternative Computational Method)**



	Girls	Boys	Girls+Boys
Total	55	57	112
Not Bullied	49	50	99
Bullied	6	7	13
% Bullied	10.9	12.3	11.6

According to at least one of Q24-Q33 (see general frequencies section of report)

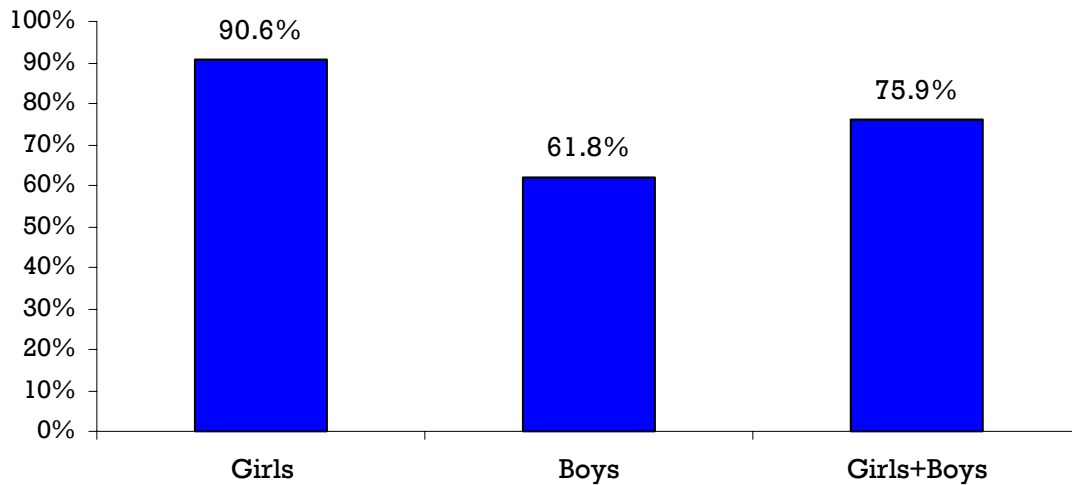
**Students who have told/not told about the bullying
(Of students bullied "2-3 times a month" or more)**



	<u>Girls</u>		<u>Boys</u>		<u>Girls+Boys</u>	
	N	%	N	%	N	%
Told somebody at school	2/7	28.6	2/6	33.3	4	30.8
Told parent(s)/guardian(s)	1/7	14.3	2/6	33.3	3	23.1
Told sibling(s) or friend(s)	3/7	42.9	1/6	16.7	4	30.8
Not told anybody	3/7	42.9	4/6	66.7	7	53.8

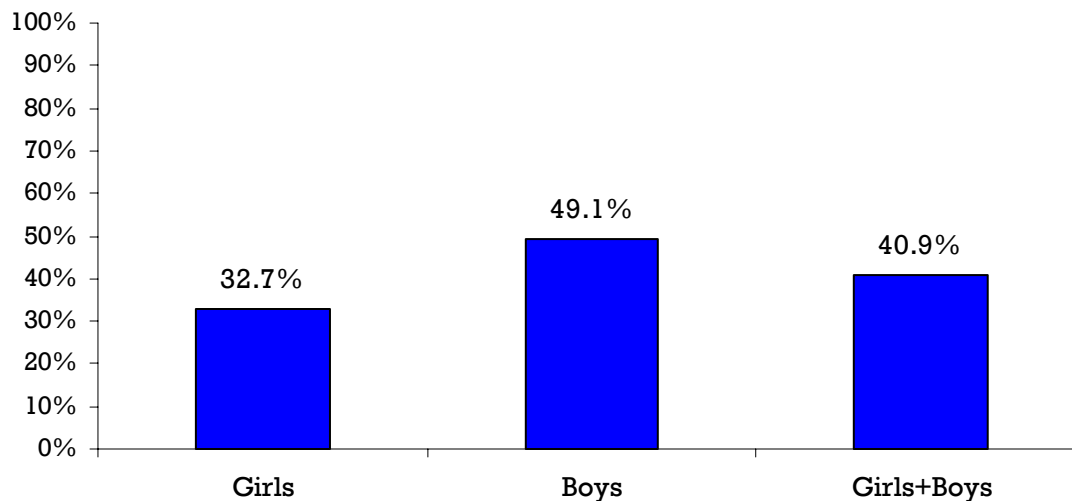
FEELINGS AND ATTITUDES REGARDING BULLYING

**When you see a student your age being bullied at school,
what do you feel or think?**
(Students who "feel a bit sorry" or "feel sorry and want to help")



<u>Girls</u>		<u>Boys</u>		<u>Girls+Boys</u>	
N	%	N	%	N	%
48	90.6	34	61.8	82	75.9

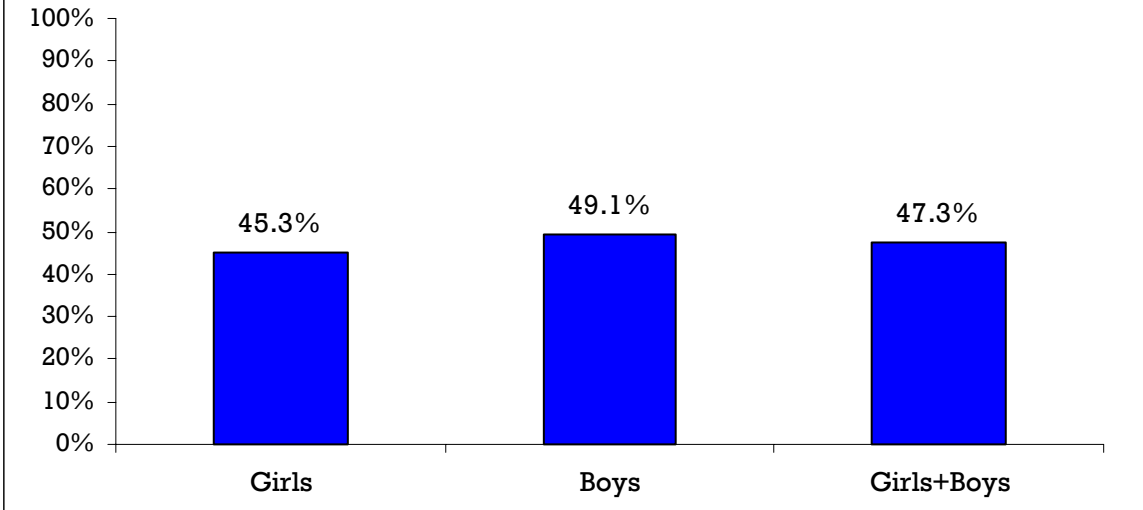
**Do you think you could join in bullying a student
whom you don't like?**
(Students responding "yes", "yes, maybe" or "I do not know")



<u>Girls</u>		<u>Boys</u>		<u>Girls+Boys</u>	
N	%	N	%	N	%
18	32.7	27	49.1	45	40.9

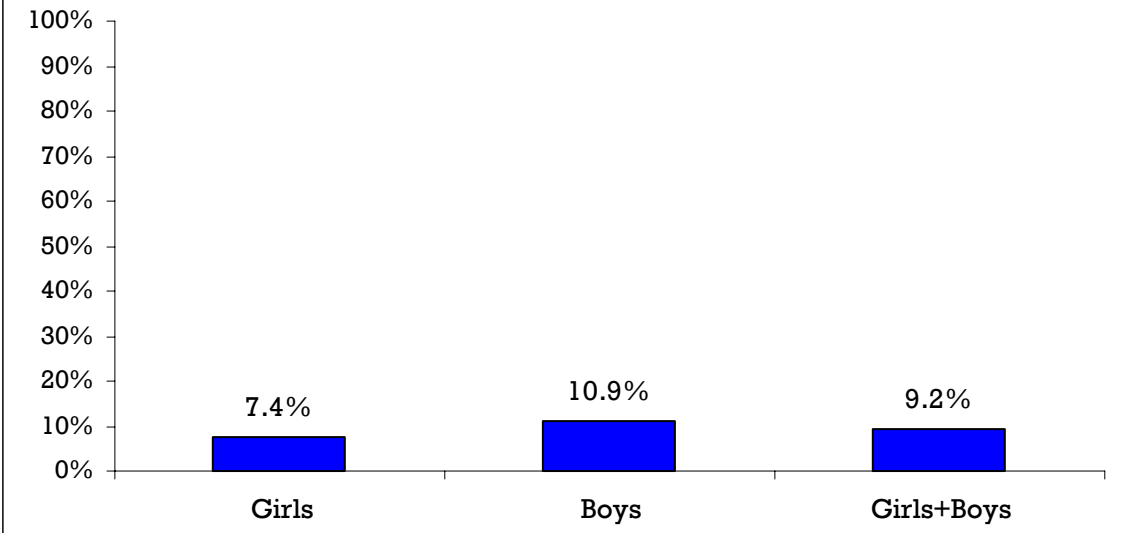
HOW OTHERS REACT

How often do the teachers or other adults at school try to put a stop to it when a student is being bullied at school?
(Students responding "often" or "almost always")



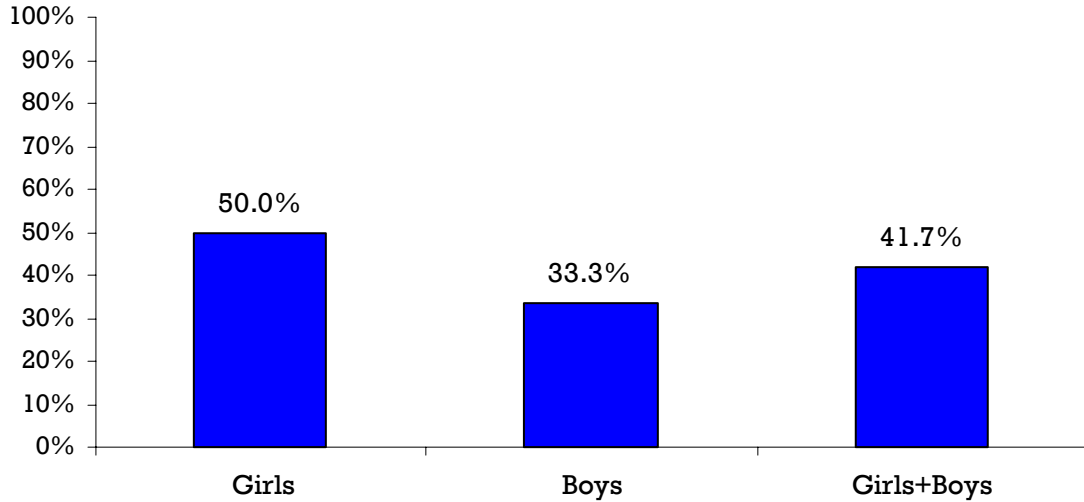
Girls		Boys		Girls+Boys	
N	%	N	%	N	%
24	45.3	28	49.1	52	47.3

How often do other students try to put a stop to it when a student is being bullied at school?
(Students responding "often" or "almost always")



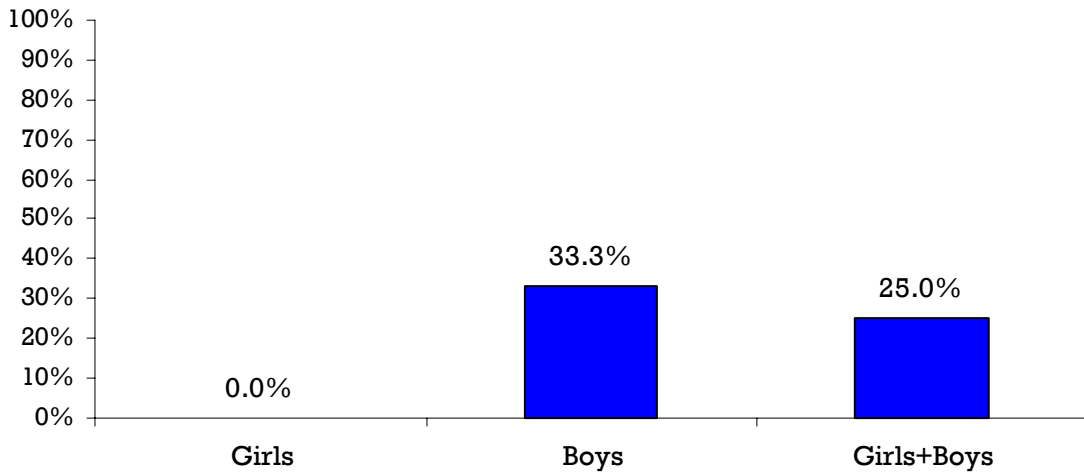
Girls		Boys		Girls+Boys	
N	%	N	%	N	%
4	7.4	6	10.9	10	9.2

Has any adult at home contacted the school to try to stop your being bullied at school in the past couple of months?
 (Students who "have been bullied" responding "they have contacted the school once" or more)



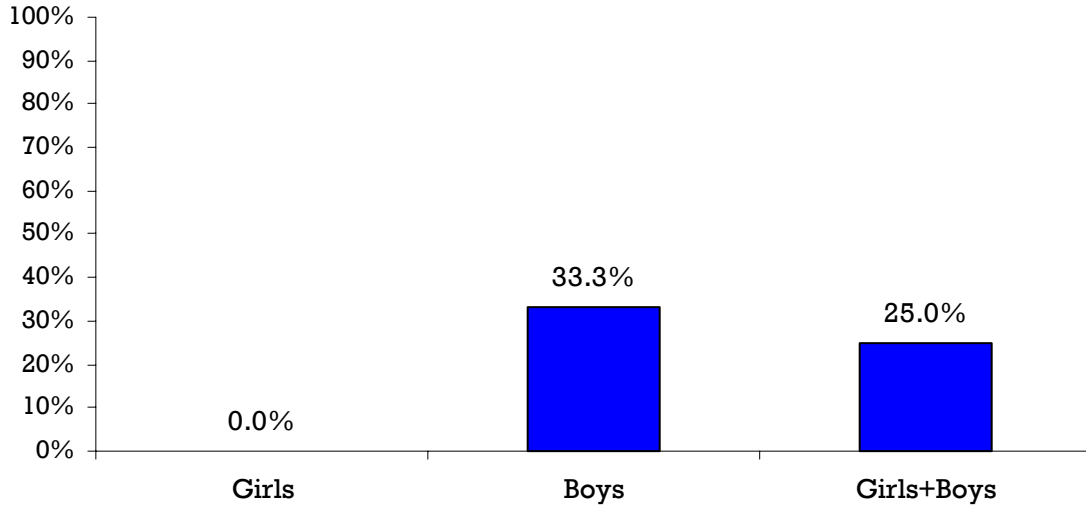
<u>Girls</u>		<u>Boys</u>		<u>Girls+Boys</u>	
N	%	N	%	N	%
3/6	50	2/6	33.3	5	41.7

Has your home room teacher or any other teacher talked with you about your bullying other students at school in the past couple of months?
 (Students who "have bullied" responding "they have talked with me once" or more)



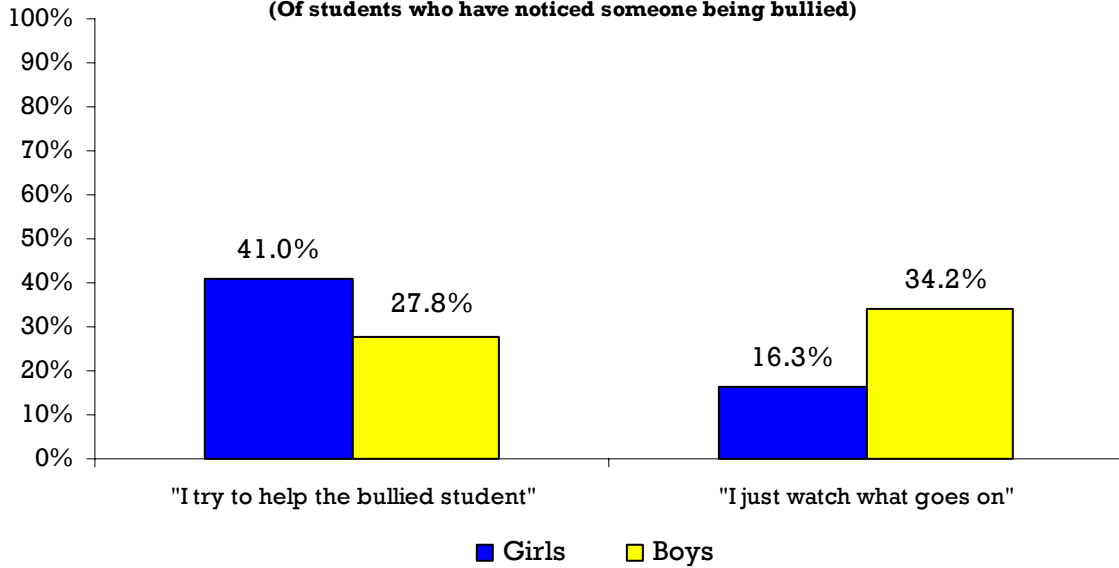
<u>Girls</u>		<u>Boys</u>		<u>Girls+Boys</u>	
N	%	N	%	N	%
0/1	0.0	1/3	33.3	1	25.0

Has any adult at home talked with you about your bullying other students at school in the past couple of months?
 (Students who "have bullied" responding "those at home have talked with me once" or more)



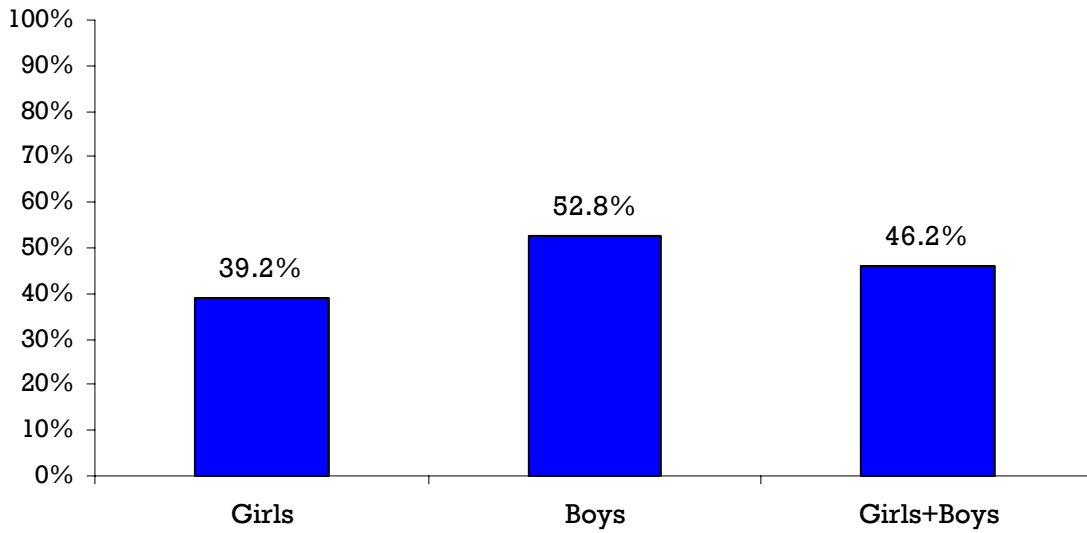
<u>Girls</u>		<u>Boys</u>		<u>Girls+Boys</u>	
N	%	N	%	N	%
0/1	0.0	1/3	33.3	1	25.0

How do you usually react if you see or understand that a student your age is being bullied by other students?
 (Of students who have noticed someone being bullied)



	<u>Girls</u>		<u>Boys</u>		<u>Girls+Boys</u>	
	N	%	N	%	N	%
I try to help the bullied student	16	41.0	10	27.8	26	34.7
I just watch what goes on	7	16.3	13	34.2	20	24.7

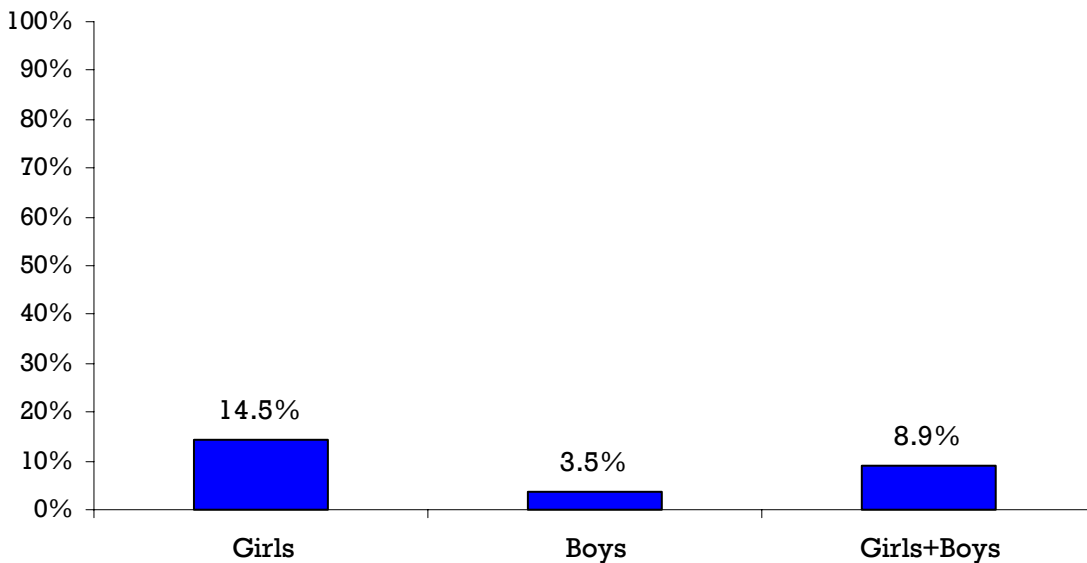
Overall, how much do you think your home room teacher has done to counteract bullying in the past couple of months?
 (Students responding "little or nothing" or "fairly little")



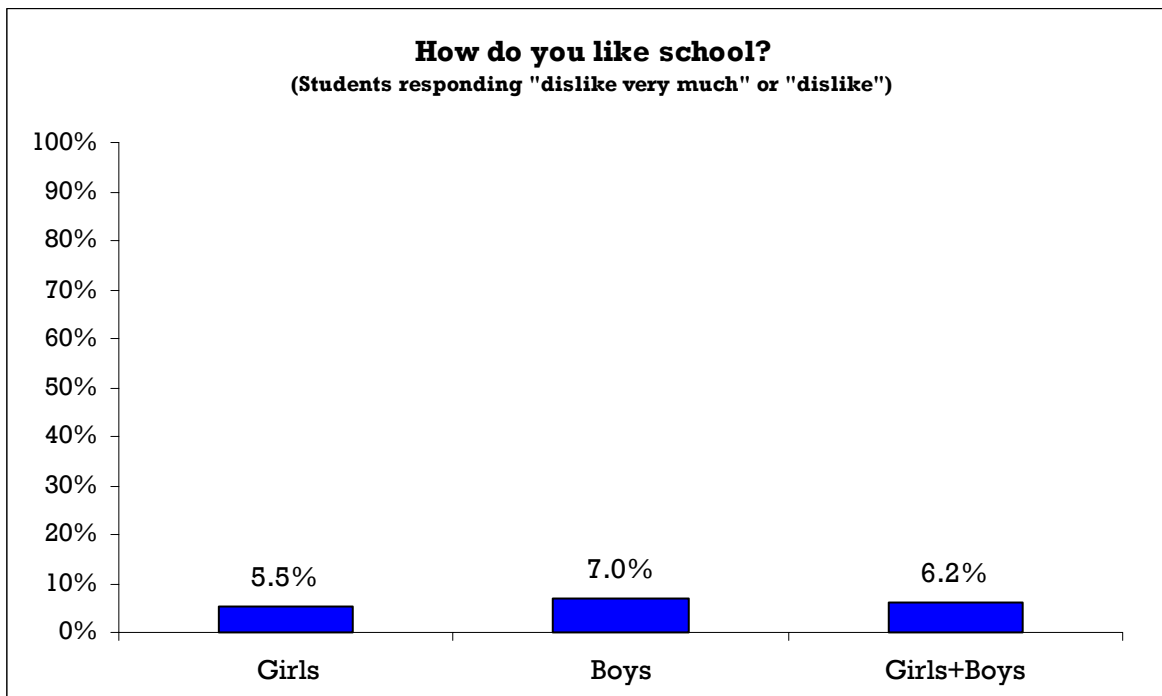
<u>Girls</u>		<u>Boys</u>		<u>Girls+Boys</u>	
N	%	N	%	N	%
20	39.2	28	52.8	48	46.2

FRIENDS AND GENERAL (DIS)SATISFACTION WITH SCHOOL

How many good friends do you have in your class(es)?
 (Students responding "none" or "1 good friend")



<u>Girls</u>		<u>Boys</u>		<u>Girls+Boys</u>	
N	%	N	%	N	%
8	14.5	2	3.5	10	8.9



<u>Girls</u>		<u>Boys</u>		<u>Girls+Boys</u>	
N	%	N	%	N	%
3	5.5	4	7.0	7	6.2

GENERAL FREQUENCIES

Q1: How do you like school?

	<u>Girls</u>		<u>Boys</u>		<u>Girls+Boys</u>	
	N	%	N	%	N	%
Dislike very much	2	3.6	2	3.5	4	3.6
Dislike	1	1.8	2	3.5	3	2.7
Neither like nor dislike	15	27.3	17	29.8	32	28.6
Like school	31	56.4	31	54.4	62	55.4
Like very much	6	10.9	5	8.8	11	9.8
SUM	55		57		112	

Q2: Are you a boy or a girl? (frequencies reported on page 3 of this report)

Q3: How many good friends do you have in your class(es)?

	<u>Girls</u>		<u>Boys</u>		<u>Girls+Boys</u>	
	N	%	N	%	N	%
None	1	1.8	0	0.0	1	0.9
1 good friend	7	12.7	2	3.5	9	8.0
2-3 good friends	15	27.3	17	29.8	32	28.6
4-5 good friends	12	21.8	11	19.3	23	20.5
6+ good friends	20	36.4	27	47.4	47	42.0
SUM	55		57		112	

Q4: How often have you been bullied at school in the past couple of months?

	<u>Girls</u>		<u>Boys</u>		<u>Girls+Boys</u>	
	N	%	N	%	N	%
Not been bullied	30	54.5	37	66.1	67	60.4
Once or twice	18	32.7	13	23.2	31	27.9
2-3 times	4	7.3	2	3.6	6	5.4
Once a week	3	5.5	0	0.0	3	2.7
Several times/week	0	0.0	4	7.1	4	3.6
SUM	55		56		111	

Q5: I was called mean names, was made fun of and teased in a hurtful way

	<u>Girls</u>		<u>Boys</u>		<u>Girls+Boys</u>	
	N	%	N	%	N	%
Hasn't happened	32	58.2	38	66.7	70	62.5
Once or twice	16	29.1	12	21.1	28	25.0
2-3 times	6	10.9	1	1.8	7	6.3
Once a week	1	1.8	2	3.5	3	2.7
Several times/week	0	0.0	4	7.0	4	3.6
SUM	55		57		112	

Q6: Other students kept me out of things on purpose, excluded me from their group of friends or completely ignored me

	<u>Girls</u>		<u>Boys</u>		<u>Girls+Boys</u>	
	N	%	N	%	N	%
Hasn't happened	39	70.9	45	78.9	84	75.0
Once or twice	13	23.6	11	19.3	24	21.4
2-3 times	1	1.8	0	0.0	1	0.9
Once a week	1	1.8	1	1.8	2	1.8
Several times/week	1	1.8	0	0.0	1	0.9
SUM	55		57		112	

Q7: I was hit, kicked, pushed, shoved around or locked indoors

	<u>Girls</u>		<u>Boys</u>		<u>Girls+Boys</u>	
	N	%	N	%	N	%
Hasn't happened	43	78.2	47	82.5	90	80.4
Once or twice	8	14.5	8	14.0	16	14.3
2-3 times	2	3.6	1	1.8	3	2.7
Once a week	1	1.8	0	0.0	1	0.9
Several times/week	1	1.8	1	1.8	2	1.8
SUM	55		57		112	

Q8: Other students told lies or spread false rumors about me and tried to make others dislike me

	<u>Girls</u>		<u>Boys</u>		<u>Girls+Boys</u>	
	N	%	N	%	N	%
Hasn't happened	36	65.5	38	66.7	74	66.1
Once or twice	16	29.1	15	26.3	31	27.7
2-3 times	1	1.8	1	1.8	2	1.8
Once a week	0	0.0	2	3.5	2	1.8
Several times/week	2	3.6	1	1.8	3	2.7
SUM	55		57		112	

Q9: I had money or other things taken away from me or damaged

	<u>Girls</u>		<u>Boys</u>		<u>Girls+Boys</u>	
	N	%	N	%	N	%
Hasn't happened	42	76.4	47	82.5	89	79.5
Once or twice	11	20.0	9	15.8	20	17.9
2-3 times	0	0.0	0	0.0	0	0.0
Once a week	1	1.8	0	0.0	1	0.9
Several times/week	1	1.8	1	1.8	2	1.8
SUM	55		57		112	

Q10: I was threatened or forced to do things I didn't want to do

	<u>Girls</u>		<u>Boys</u>		<u>Girls+Boys</u>	
	N	%	N	%	N	%
Hasn't happened	48	87.3	54	94.7	102	91.1
Once or twice	6	10.9	3	5.3	9	8.0
2-3 times	0	0.0	0	0.0	0	0.0
Once a week	1	1.8	0	0.0	1	0.9
Several times/week	0	0.0	0	0.0	0	0.0
SUM	55		57		112	

Q11: I was bullied with mean names or comments about my race or color

	<u>Girls</u>		<u>Boys</u>		<u>Girls+Boys</u>	
	N	%	N	%	N	%
Hasn't happened	44	80.0	49	86.0	93	83.0
Once or twice	7	12.7	6	10.5	13	11.6
2-3 times	2	3.6	2	3.5	4	3.6
Once a week	0	0.0	0	0.0	0	0.0
Several times/week	2	3.6	0	0.0	2	1.8
SUM	55		57		112	

Q12: I was bullied with mean names, comments, or gestures with a sexual meaning

	<u>Girls</u>		<u>Boys</u>		<u>Girls+Boys</u>	
	N	%	N	%	N	%
Hasn't happened	49	89.1	52	91.2	101	90.2
Once or twice	4	7.3	4	7.0	8	7.1
2-3 times	0	0.0	0	0.0	0	0.0
Once a week	1	1.8	0	0.0	1	0.9
Several times/week	1	1.8	1	1.8	2	1.8
SUM	55		57		112	

Q13: I was bullied in another way

	<u>Girls</u>		<u>Boys</u>		<u>Girls+Boys</u>	
	N	%	N	%	N	%
Hasn't happened	48	87.3	53	93.0	101	90.2
Once or twice	5	9.1	2	3.5	7	6.3
2-3 times	0	0.0	0	0.0	0	0.0
Once a week	0	0.0	1	1.8	1	0.9
Several times/week	2	3.6	1	1.8	3	2.7
SUM	55		57		112	

Q14: In which class(es) is the student or students who bully you?

Computational basis: those bullied "once or twice" or more according to question 4

	<u>Girls</u>		<u>Boys</u>		<u>Girls+Boys</u>	
	N	%	N	%	N	%
In my class	6	40.0	5	33.3	11	36.7
Different class, same grade	7	46.7	9	60.0	16	53.3
In a higher grade	1	6.7	0	0.0	1	3.3
In a lower grade	0	0.0	0	0.0	0	0.0
In different grades	1	6.7	1	6.7	2	6.7
SUM	15		15		30	

Q15: Have you been bullied by boys or girls?

Computational basis: those bullied "once or twice" or more according to question 4

	<u>Girls</u>		<u>Boys</u>		<u>Girls+Boys</u>	
	N	%	N	%	N	%
Mainly by 1 girl	6	28.6	1	6.7	7	19.4
By several girls	2	9.5	0	0.0	2	5.6
Mainly by 1 boy	3	14.3	5	33.3	8	22.2
By several boys	2	9.5	5	33.3	7	19.4
Both boys and girls	8	38.1	4	26.7	12	33.3
SUM	21		15		36	

Q16: By how many students have you usually been bullied?

Computational basis: those bullied "once or twice" or more according to question 4

	<u>Girls</u>		<u>Boys</u>		<u>Girls+Boys</u>	
	N	%	N	%	N	%
Mainly by 1 student	10	52.6	5	38.5	15	46.9
By a group of 2-3 students	8	42.1	5	38.5	13	40.6
By a group of 4-9 students	0	0.0	1	7.7	1	3.1
By a group of more than 9	0	0.0	1	7.7	1	3.1
By different students/groups	1	5.3	1	7.7	2	6.3
SUM	19		13		32	

Q17: How long has the bullying lasted?

Computational basis: those bullied "2-3 times a month" or more according to question 4

	<u>Girls</u>		<u>Boys</u>		<u>Girls+Boys</u>	
	N	%	N	%	N	%
1 or 2 weeks	1	20.0	1	16.7	2	18.2
About a month	3	60.0	1	16.7	4	36.4
About 6 months	0	0.0	1	16.7	1	9.1
About a year	0	0.0	1	16.7	1	9.1
Several years	1	20.0	2	33.3	3	27.3
SUM	5		6		11	

Q18: Where have you been bullied?

Computational basis: those bullied "once or twice" or more according to question 4

	<u>Girls</u>		<u>Boys</u>		<u>Girls+Boys</u>	
	N	%	N	%	N	%
In the playground/athletic field	5	38.5	8	61.5	13	50.0
In the hallways/stairwells	8	72.7	7	58.3	15	65.2
In class (with teacher present)	7	63.6	7	50.0	14	56.0
In the classroom (teacher absent)	5	45.5	6	46.2	11	45.8
In the bathroom	2	16.7	1	8.3	3	12.5
In gym class/locker room/shower	3	25.0	2	15.4	5	20.0
In the lunch room	5	41.7	6	42.9	11	42.3
On the way to and from school	1	8.3	0	0.0	1	4.0
At the school bus stop	0	0.0	0	0.0	0	0.0
On the school bus	2	15.4	0	0.0	2	8.0
Somewhere else in school	4	33.3	2	16.7	6	25.0
SUM	42		39		81	

Q19: Have you told anyone that you have been bullied at school in the past couple of months?

Computational basis: those bullied "2-3 times a month" or more according to question 4

	<u>Girls</u>		<u>Boys</u>		<u>Girls+Boys</u>	
	N	%	N	%	N	%
Been bullied but not told anybody	3	42.9	4	66.7	7	53.8
Been bullied and told somebody	3	42.9	2	33.3	5	38.5
SUM	6		6		12	

Q19A: Who have you told that you have been bullied?

	<u>Girls</u>		<u>Boys</u>		<u>Girls+Boys</u>	
	N	%	N	%	N	%
Your class (home room) teacher	1	16.7	2	33.3	3	25.0
Another adult at school	2	33.3	1	16.7	3	25.0
Your parent(s)/guardian(s)	1	16.7	2	33.3	3	25.0
Your brother(s) or sister(s)	2	33.3	1	16.7	3	25.0
Your friend(s)	3	50.0	1	16.7	4	33.3
Somebody else	1	16.7	0	0.0	1	8.3
SUM	10		7		17	

Q20: How often do the teachers or other adults at school try to put a stop to it when a student is being bullied at school?

	<u>Girls</u>		<u>Boys</u>		<u>Girls+Boys</u>	
	N	%	N	%	N	%
Almost never	8	15.1	15	26.3	23	20.9
Once in a while	10	18.9	8	14.0	18	16.4
Sometimes	11	20.8	6	10.5	17	15.5
Often	9	17.0	12	21.1	21	19.1
Almost always	15	28.3	16	28.1	31	28.2
SUM	53		57		110	

Q21: How often do other students try to put a stop to it when a student is being bullied at school?

	<u>Girls</u>		<u>Boys</u>		<u>Girls+Boys</u>	
	N	%	N	%	N	%
Almost never	24	44.4	26	47.3	50	45.9
Once in a while	15	27.8	13	23.6	28	25.7
Sometimes	11	20.4	10	18.2	21	19.3
Often	3	5.6	2	3.6	5	4.6
Almost always	1	1.9	4	7.3	5	4.6
SUM	54		55		109	

Q22: Has any adult at home contacted the school to try to stop your being bullied at school in the past couple of months?

Computational basis: those bullied "2-3 times a month" or more according to question 4

	<u>Girls</u>		<u>Boys</u>		<u>Girls+Boys</u>	
	N	%	N	%	N	%
No, not contacted the school	3	50.0	4	66.7	7	58.3
Yes, once	1	16.7	2	33.3	3	25.0
Yes, several times	2	33.3	0	0.0	2	16.7
SUM	6		6		12	

Q23: When you see a student your age being bullied at school, what do you feel or think?

	<u>Girls</u>		<u>Boys</u>		<u>Girls+Boys</u>	
	N	%	N	%	N	%
He/she probably deserves it	2	3.8	2	3.6	4	3.7
Don't feel much	3	5.7	19	34.5	22	20.4
Feel a bit sorry	19	35.8	21	38.2	40	37.0
Feel sorry and want to help	29	54.7	13	23.6	42	38.9
SUM	53		55		108	

Q24: How often have you taken part in bullying another student(s) at school in the past couple of months?

	<u>Girls</u>		<u>Boys</u>		<u>Girls+Boys</u>	
	N	%	N	%	N	%
Not bullied	40	72.7	49	87.5	89	80.2
Once or twice	12	21.8	3	5.4	15	13.5
2-3 times	3	5.5	0	0.0	3	2.7
Once a week	0	0.0	3	5.4	3	2.7
Several times/week	0	0.0	1	1.8	1	0.9
SUM	55		56		111	

Q25: I called another student(s) mean names, made fun of and teased him or her in a hurtful way

	<u>Girls</u>		<u>Boys</u>		<u>Girls+Boys</u>	
	N	%	N	%	N	%
Hasn't happened	40	72.7	44	77.2	84	75.0
Once or twice	13	23.6	7	12.3	20	17.9
2-3 times	1	1.8	3	5.3	4	3.6
Once a week	1	1.8	2	3.5	3	2.7
Several times/week	0	0.0	1	1.8	1	0.9
SUM	55		57		112	

Q26: I kept him or her out of things on purpose, excluded him or her from my group of friends or completely ignored him or her

	<u>Girls</u>		<u>Boys</u>		<u>Girls+Boys</u>	
	N	%	N	%	N	%
Hasn't happened	48	87.3	50	87.7	98	87.5
Once or twice	7	12.7	5	8.8	12	10.7
2-3 times	0	0.0	1	1.8	1	0.9
Once a week	0	0.0	1	1.8	1	0.9
Several times/week	0	0.0	0	0.0	0	0.0
SUM	55		57		112	

Q27: I hit, kicked, pushed, and shoved him or her around or locked him or her indoors

	<u>Girls</u>		<u>Boys</u>		<u>Girls+Boys</u>	
	N	%	N	%	N	%
Hasn't happened	48	87.3	49	86.0	97	86.6
Once or twice	5	9.1	5	8.8	10	8.9
2-3 times	1	1.8	0	0.0	1	0.9
Once a week	1	1.8	2	3.5	3	2.7
Several times/week	0	0.0	1	1.8	1	0.9
SUM	55		57		112	

Q28: I spread false rumors about him or her and tried to make others dislike him or her

	<u>Girls</u>		<u>Boys</u>		<u>Girls+Boys</u>	
	N	%	N	%	N	%
Hasn't happened	51	92.7	55	96.5	106	94.6
Once or twice	4	7.3	0	0.0	4	3.6
2-3 times	0	0.0	2	3.5	2	1.8
Once a week	0	0.0	0	0.0	0	0.0
Several times/week	0	0.0	0	0.0	0	0.0
SUM	55		57		112	

Q29: I took money or other things from him or her or damaged his or her belongings

	<u>Girls</u>		<u>Boys</u>		<u>Girls+Boys</u>	
	N	%	N	%	N	%
Hasn't happened	55	100.0	55	96.5	110	98.2
Once or twice	0	0.0	0	0.0	0	0.0
2-3 times	0	0.0	1	1.8	1	0.9
Once a week	0	0.0	1	1.8	1	0.9
Several times/week	0	0.0	0	0.0	0	0.0
SUM	55		57		112	

Q30: I threatened or forced him or her to do things he or she didn't want to do

	<u>Girls</u>		<u>Boys</u>		<u>Girls+Boys</u>	
	N	%	N	%	N	%
Hasn't happened	55	100.0	54	94.7	109	97.3
Once or twice	0	0.0	1	1.8	1	0.9
2-3 times	0	0.0	0	0.0	0	0.0
Once a week	0	0.0	1	1.8	1	0.9
Several times/week	0	0.0	1	1.8	1	0.9
SUM	55		57		112	

Q31: I bullied him or her with mean names about his or her race or color

	<u>Girls</u>		<u>Boys</u>		<u>Girls+Boys</u>	
	N	%	N	%	N	%
Hasn't happened	54	98.2	55	96.5	109	97.3
Once or twice	1	1.8	1	1.8	2	1.8
2-3 times	0	0.0	1	1.8	1	0.9
Once a week	0	0.0	0	0.0	0	0.0
Several times/week	0	0.0	0	0.0	0	0.0
SUM	55		57		112	

Q32: I bullied him or her with mean names, comments, or gestures with a sexual meaning

	<u>Girls</u>		<u>Boys</u>		<u>Girls+Boys</u>	
	N	%	N	%	N	%
Hasn't happened	55	100.0	51	89.5	106	94.6
Once or twice	0	0.0	4	7.0	4	3.6
2-3 times	0	0.0	1	1.8	1	0.9
Once a week	0	0.0	0	0.0	0	0.0
Several times/week	0	0.0	1	1.8	1	0.9
SUM	55		57		112	

Q33: I bullied him or her in another way

	<u>Girls</u>		<u>Boys</u>		<u>Girls+Boys</u>	
	N	%	N	%	N	%
Hasn't happened	52	94.5	54	94.7	106	94.6
Once or twice	3	5.5	3	5.3	6	5.4
2-3 times	0	0.0	0	0.0	0	0.0
Once a week	0	0.0	0	0.0	0	0.0
Several times/week	0	0.0	0	0.0	0	0.0
SUM	55		57		112	

Q34: Has your class (home room) teacher or any other teacher talked with you about your bullying other students at school in the past couple of months?

Computational basis: those who have bullied others "2-3 times a month" or more according to question 24

	<u>Girls</u>		<u>Boys</u>		<u>Girls+Boys</u>	
	N	%	N	%	N	%
No, they haven't talked with me	1	100.0	2	66.7	3	75.0
Yes, they have once	0	0.0	1	33.3	1	25.0
Yes, they have several times	0	0.0	0	0.0	0	0.0
SUM	1		3		4	

Q35: Has any adult at home talked with you about your bullying other students at school in the past couple of months?

Computational basis: those who have bullied others "2-3 times a month" or more according to question 24

	<u>Girls</u>		<u>Boys</u>		<u>Girls+Boys</u>	
	N	%	N	%	N	%
No, they haven't talked with me	1	100.0	2	66.7	3	75.0
Yes, they have once	0	0.0	1	33.3	1	25.0
Yes, they have several times	0	0.0	0	0.0	0	0.0
SUM	1		3		4	

Q36: Do you think you could join in bullying a student whom you don't like?

	<u>Girls</u>		<u>Boys</u>		<u>Girls+Boys</u>	
	N	%	N	%	N	%
Yes	2	3.6	8	14.5	10	9.1
Yes, maybe	4	7.3	2	3.6	6	5.5
I don't know	12	21.8	17	30.9	29	26.4
No, I don't think so	7	12.7	1	1.8	8	7.3
No	10	18.2	12	21.8	22	20.0
Definitely no	20	36.4	15	27.3	35	31.8
SUM	55		55		110	

Q37: How do you usually react if you see or understand that a student your age is being bullied by other students?

	<u>Girls</u>		<u>Boys</u>		<u>Girls+Boys</u>	
	N	%	N	%	N	%
I have never noticed it	12	23.5	17	32.1	29	27.9
I take part in the bullying	0	0.0	1	1.9	1	1.0
I don't do it, but find it OK	1	2.0	0	0.0	1	1.0
I just watch what goes on	7	13.7	13	24.5	20	19.2
I ought to help	15	29.4	12	22.6	27	26.0
I try to help	16	31.4	10	18.9	26	25.0
SUM	51		53		104	

Q38: How often are you afraid of being bullied by other students in your school?

	<u>Girls</u>		<u>Boys</u>		<u>Girls+Boys</u>	
	N	%	N	%	N	%
Never	20	38.5	35	66.0	55	52.4
Seldom	9	17.3	15	28.3	24	22.9
Sometimes	18	34.6	1	1.9	19	18.1
Fairly often	1	1.9	0	0.0	1	1.0
Often	2	3.8	2	3.8	4	3.8
Very often	2	3.8	0	0.0	2	1.9
SUM	52		53		105	

Q39: Overall, how much do you think your class (home room) teacher has done to counteract bullying in the past couple of months?

	<u>Girls</u>		<u>Boys</u>		<u>Girls+Boys</u>	
	N	%	N	%	N	%
Little or nothing	14	27.5	16	30.2	30	28.8
Fairly little	6	11.8	12	22.6	18	17.3
somewhat	15	29.4	11	20.8	26	25.0
A good deal	7	13.7	10	18.9	17	16.3
Much	9	17.6	4	7.5	13	12.5
SUM	51		53		104	