



SEATTLE PUBLIC SCHOOLS

**SAFE SCHOOLS
HEALTHY STUDENTS INITIATIVE**

OLWEUS BULLYING SURVEY REPORT

**Denny Middle
School**

Grade 6

November, 2003

Table of Contents

<u>Section</u>	<u>Page</u>
Response Summary	3
Bully/Victim Problems in General	3-6
Feelings and Attitudes Regarding Bullying.....	7
How Others React.....	8-11
Friends and General (Dis)Satisfaction with School.....	11-12
General Frequencies.....	12-21

Denny Middle School

GRADE 6 RESPONSE SUMMARY

Total Number of Completed Surveys: 117

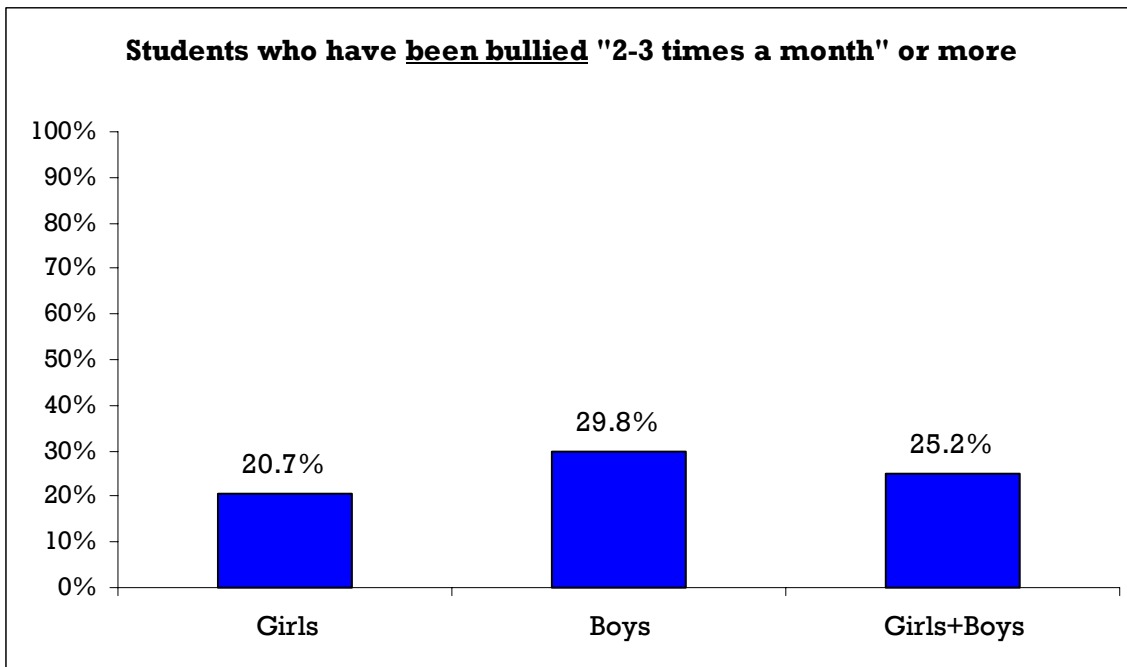
Number of Girls Completing Survey: 60 (51.0%)

Number of Boys Completing Survey: 57 (49.0%)

Overall Grade Response Rate: 46.0%

(total number of completed surveys/number of students in grade)

BULLY/VICTIM PROBLEMS IN GENERAL

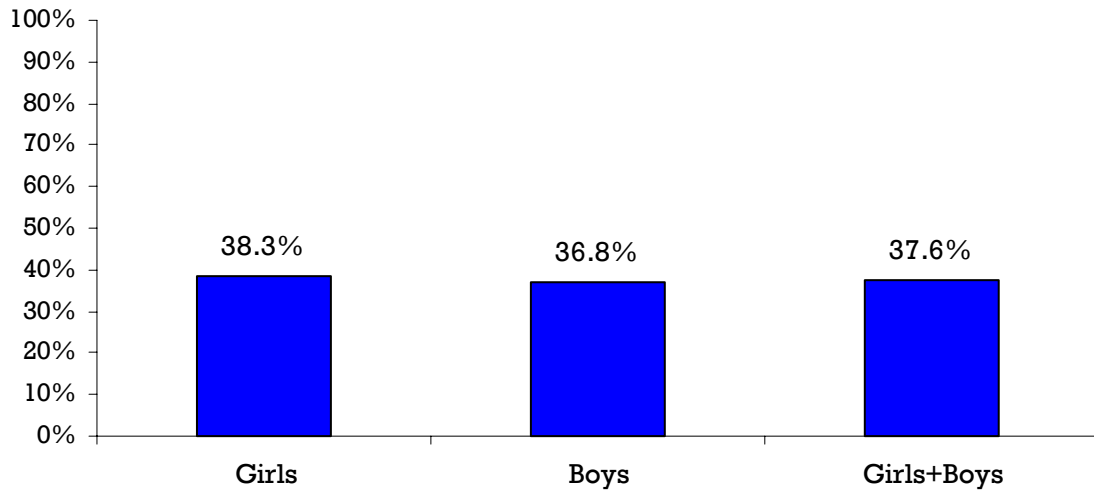


	Girls	Boys	Girls+Boys
Total	58	57	115
Not Bullied	46	40	86
Bullied	12	17	29
% Bullied	20.7	29.8	25.2

Based on responses to Q4 (see general frequencies section of report)

Any following calculations of students who have been bullied rely on this distribution

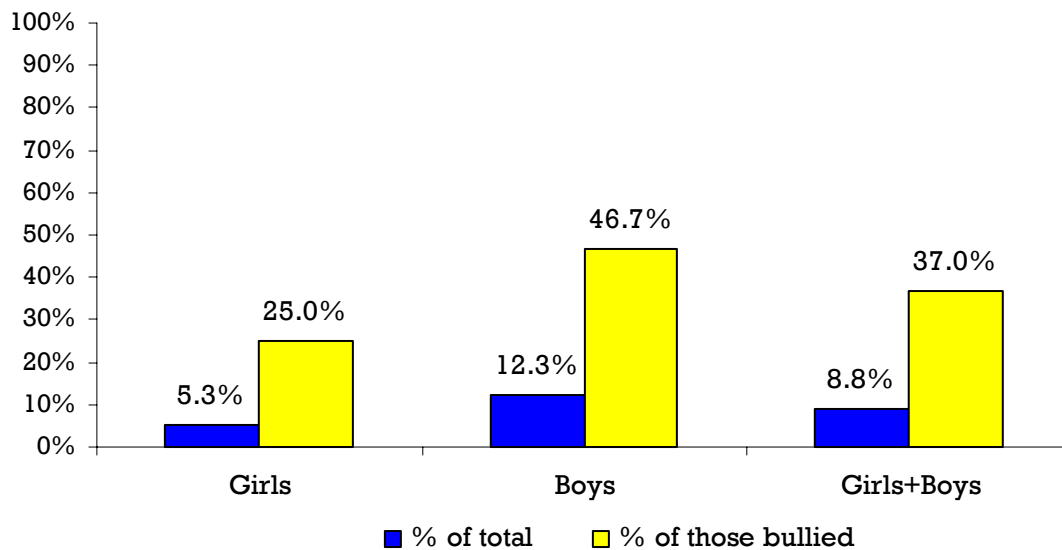
**Students who have been bullied "2-3 times a month" or more
(Alternative Computational Method)**



	Girls	Boys	Girls+Boys
Total	60	57	117
Not Bullied	37	36	73
Bullied	23	21	44
% Bullied	38.3	36.8	37.6

According to at least one of Q4-Q13 (see general frequencies section of report)

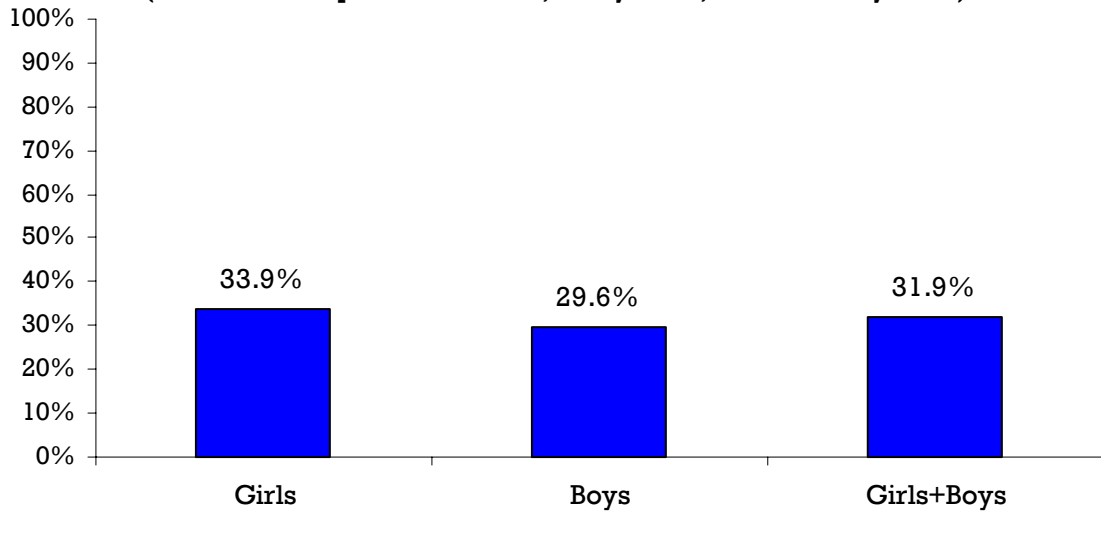
**Students who have been bullied "one year or more"
(Of students bullied "2-3 times a month" or more)**



	Girls		Boys		Girls+Boys	
	N	%	N	%	N	%
% of total	3	5.3	7	12.3	10	8.8
% of those bullied	3	25.0	7	46.7	10	37.0

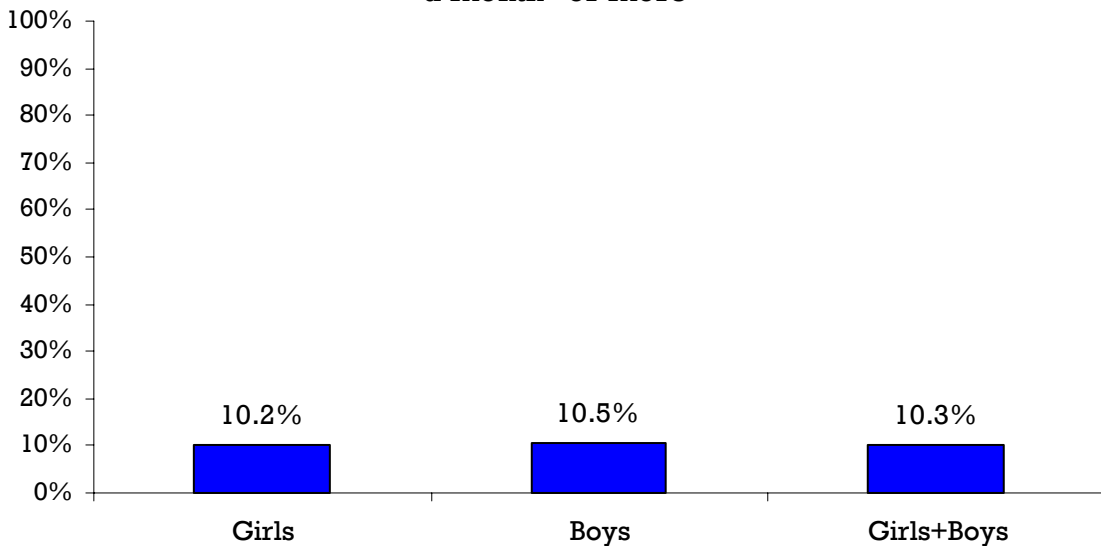
**Students who feel afraid of being bullied by other students
in the school**

(Students who respond "sometimes", "fairly often", "often" or "very often")



	Girls	Boys	Girls+Boys
Total	20	16	36
Percent	33.9	29.6	31.9

**Students who have bullied other students "2-3 times
a month" or more**

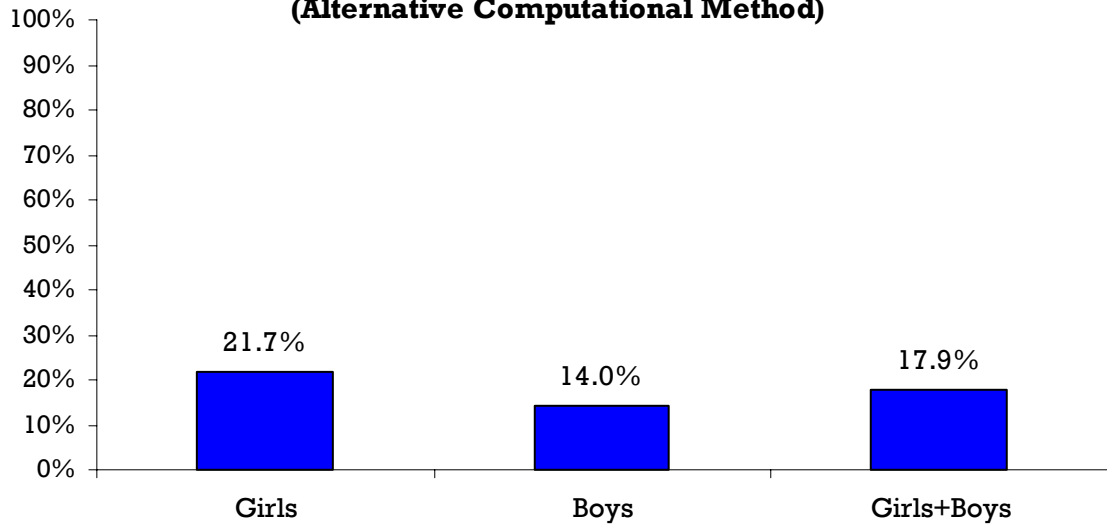


	Girls	Boys	Girls+Boys
Total	59	57	116
Not Bullied	53	51	104
Bullied	6	6	12
% Bullied	10.2	10.5	10.3

Based on responses to Q24 (see general frequencies section of report)

Any following calculations of students who have bullied rely on this distribution

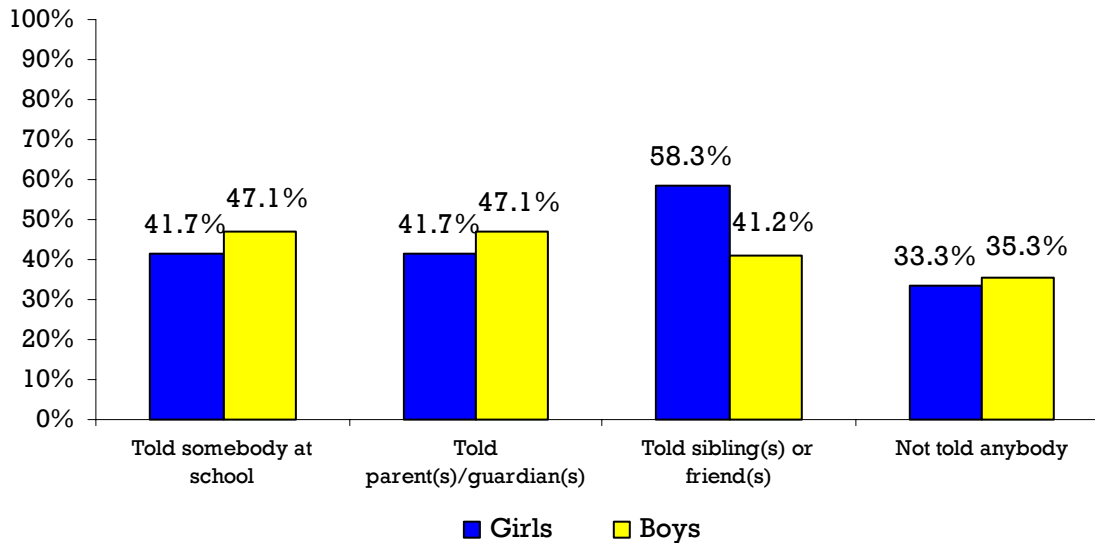
**Students who have bullied other students "2-3 times a month" or more
(Alternative Computational Method)**



	Girls	Boys	Girls+Boys
Total	60	57	117
Not Bullied	47	49	96
Bullied	13	8	21
% Bullied	21.7	14.0	17.9

According to at least one of Q24-Q33 (see general frequencies section of report)

**Students who have told/not told about the bullying
(Of students bullied "2-3 times a month" or more)**

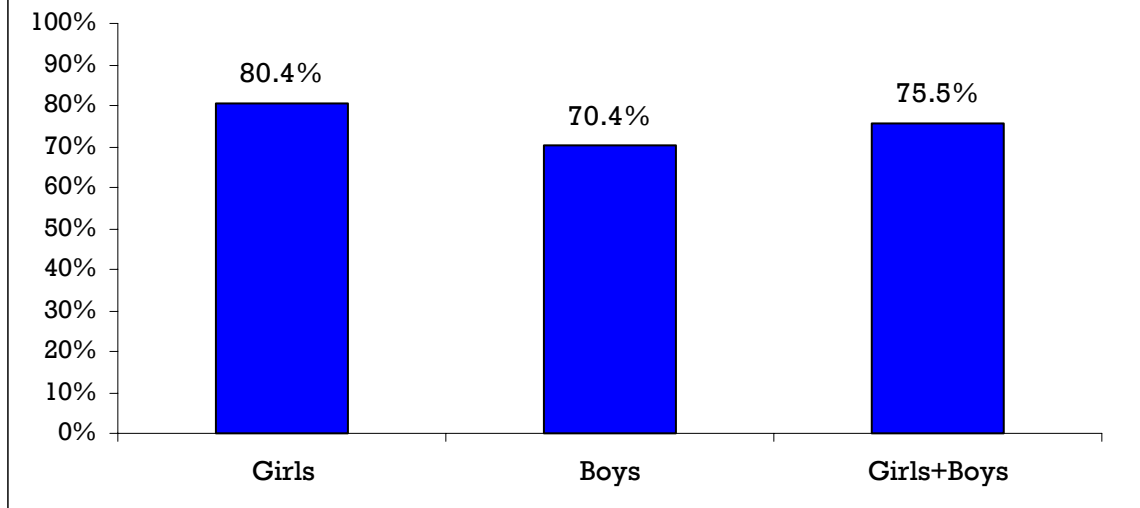


	<u>Girls</u>		<u>Boys</u>		<u>Girls+Boys</u>	
	N	%	N	%	N	%
Told somebody at school	5/12	41.7	8/17	47.1	13	44.8
Told parent(s)/guardian(s)	5/12	41.7	8/17	47.1	13	44.8
Told sibling(s) or friend(s)	7/12	58.3	7/17	41.2	14	48.3
Not told anybody	4/12	33.3	6/17	35.3	10	34.5

FEELINGS AND ATTITUDES REGARDING BULLYING

**When you see a student your age being bullied at school,
what do you feel or think?**

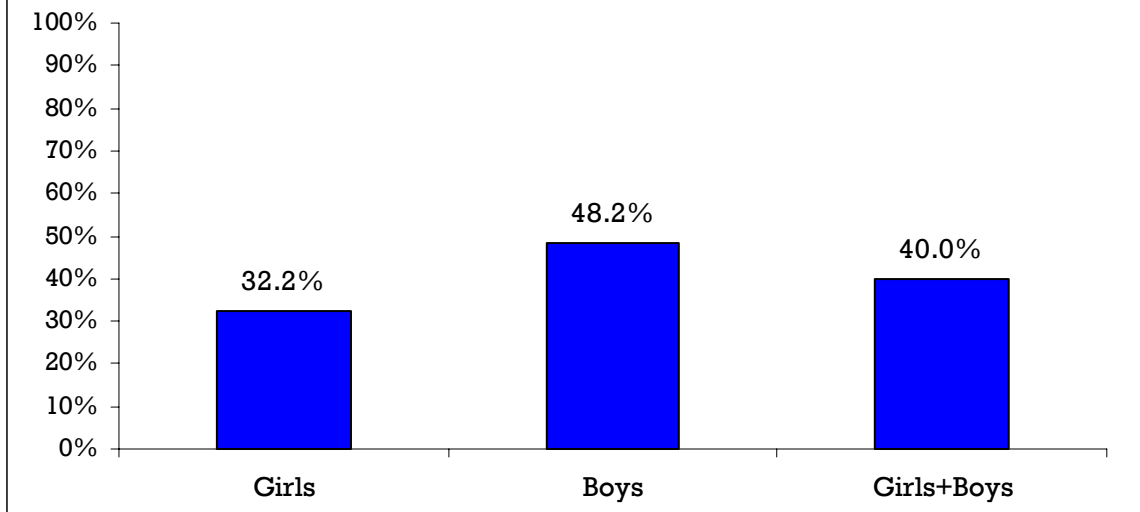
(Students who "feel a bit sorry" or "feel sorry and want to help")



<u>Girls</u>		<u>Boys</u>		<u>Girls+Boys</u>	
N	%	N	%	N	%
45	80.4	38	70.4	83	75.5

**Do you think you could join in bullying a student
whom you don't like?**

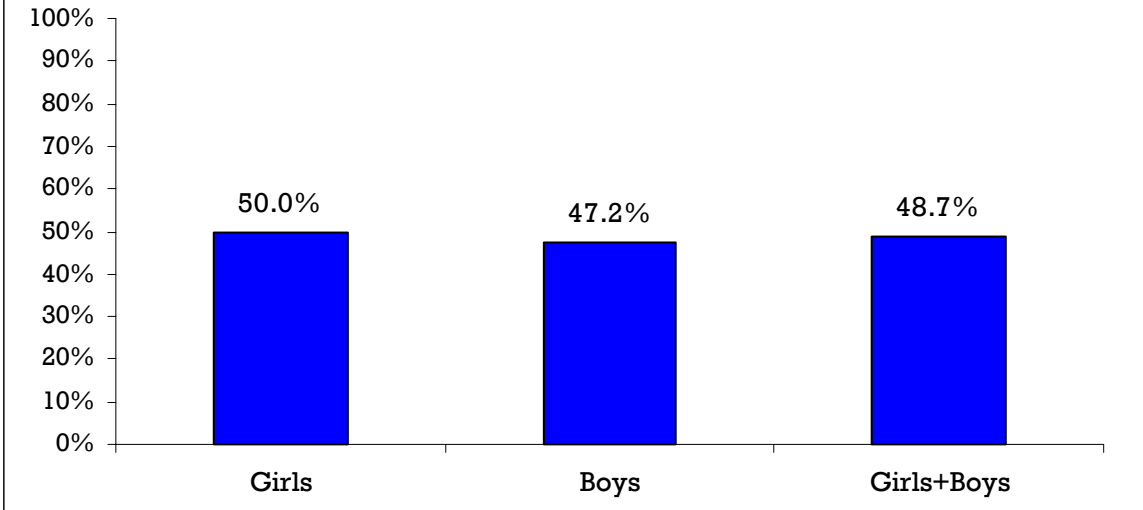
(Students responding "yes", "yes, maybe" or "I do not know")



<u>Girls</u>		<u>Boys</u>		<u>Girls+Boys</u>	
N	%	N	%	N	%
19	32.2	27	48.2	46	40.0

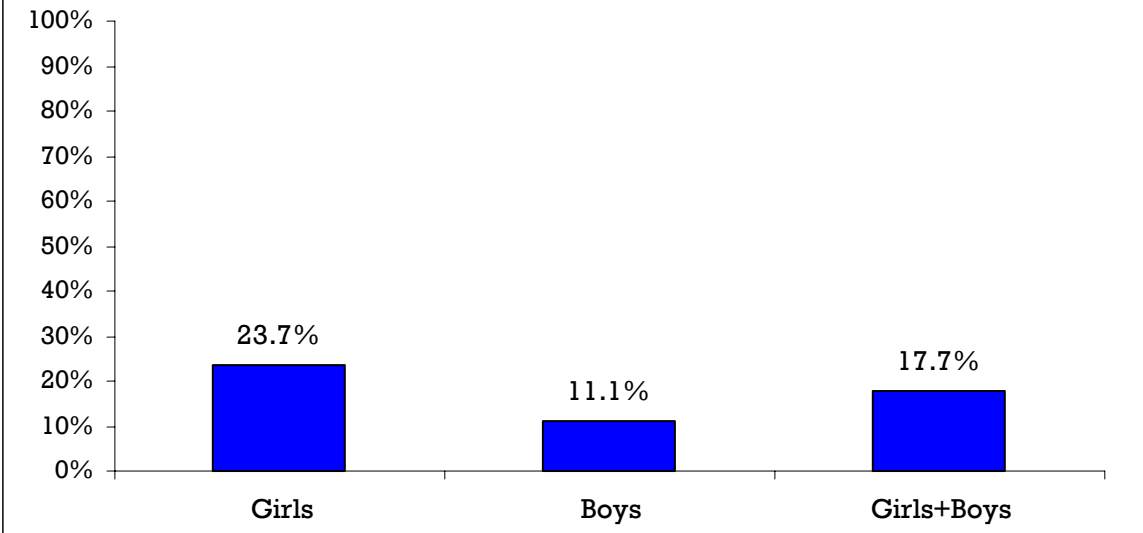
HOW OTHERS REACT

How often do the teachers or other adults at school try to put a stop to it when a student is being bullied at school?
(Students responding "often" or "almost always")



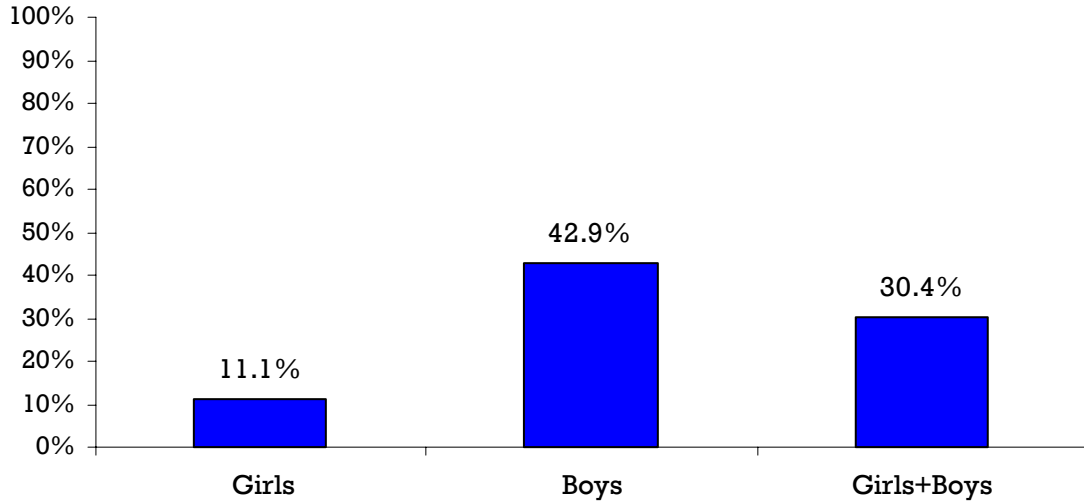
Girls		Boys		Girls+Boys	
N	%	N	%	N	%
30	50.0	25	47.2	55	48.7

How often do other students try to put a stop to it when a student is being bullied at school?
(Students responding "often" or "almost always")



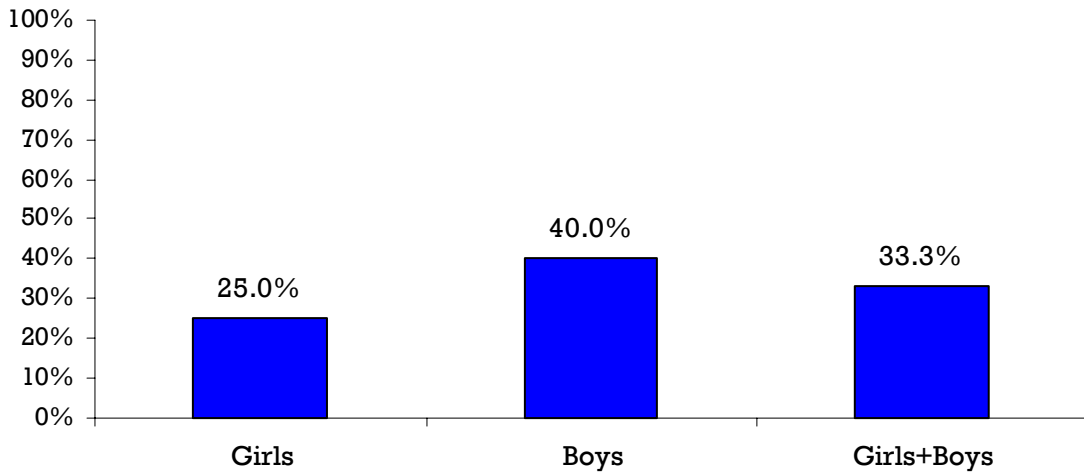
Girls		Boys		Girls+Boys	
N	%	N	%	N	%
14	23.7	6	11.1	20	17.7

Has any adult at home contacted the school to try to stop your being bullied at school in the past couple of months?
 (Students who "have been bullied" responding "they have contacted the school once" or more)



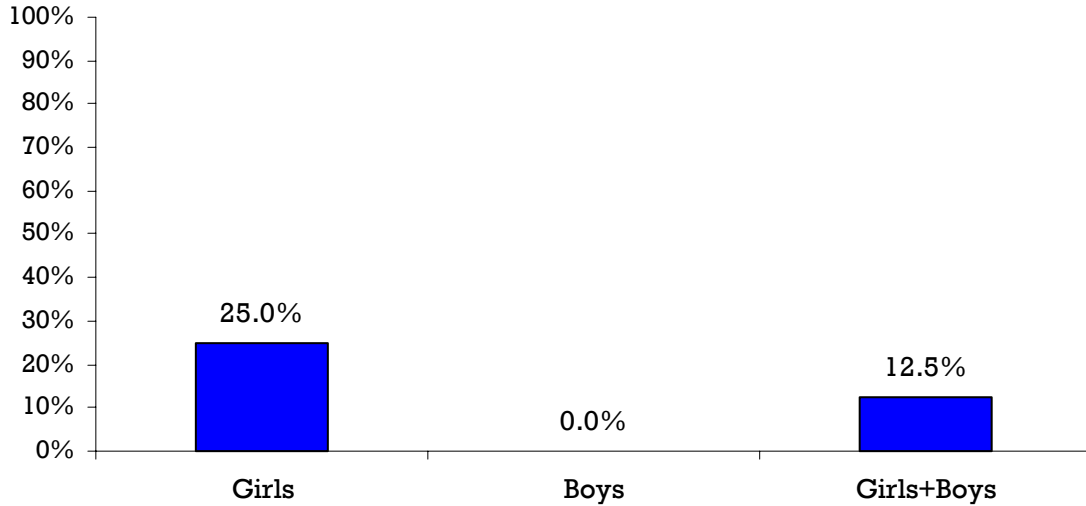
<u>Girls</u>		<u>Boys</u>		<u>Girls+Boys</u>	
N	%	N	%	N	%
1/9	11.1	6/14	42.9	7	30.4

Has your home room teacher or any other teacher talked with you about your bullying other students at school in the past couple of months?
 (Students who "have bullied" responding "they have talked with me once" or more)



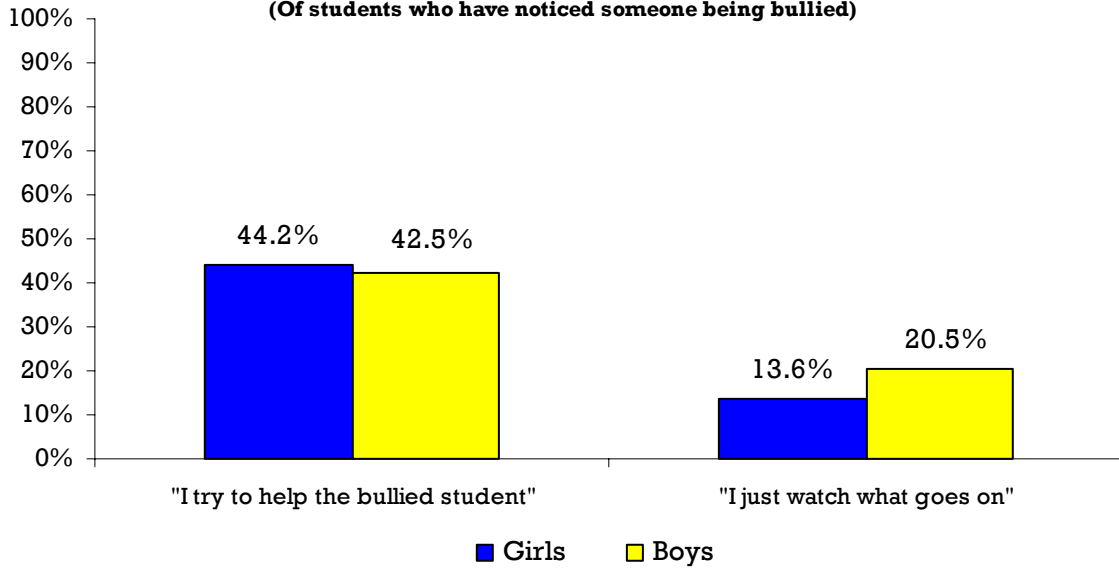
<u>Girls</u>		<u>Boys</u>		<u>Girls+Boys</u>	
N	%	N	%	N	%
1/4	25.0	2/5	40.0	3	33.3

Has any adult at home talked with you about your bullying other students at school in the past couple of months?
 (Students who "have bullied" responding "those at home have talked with me once" or more)



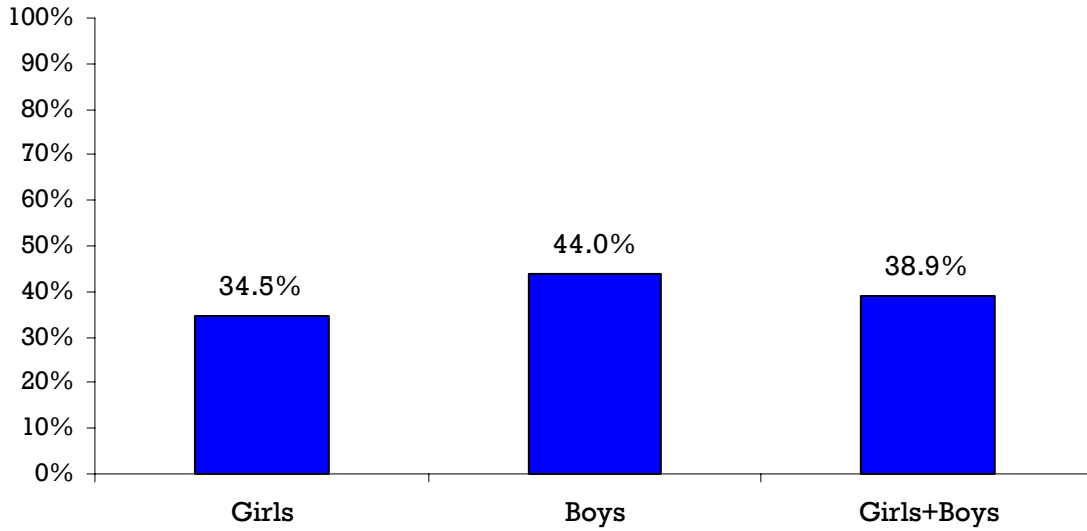
<u>Girls</u>		<u>Boys</u>		<u>Girls+Boys</u>	
N	%	N	%	N	%
1/4	25.0	0/4	0.0	1	12.5

How do you usually react if you see or understand that a student your age is being bullied by other students?
 (Of students who have noticed someone being bullied)



	<u>Girls</u>		<u>Boys</u>		<u>Girls+Boys</u>	
	N	%	N	%	N	%
I try to help the bullied student	19	44.2	17	42.5	36	43.4
I just watch what goes on	6	13.6	9	20.5	15	17.0

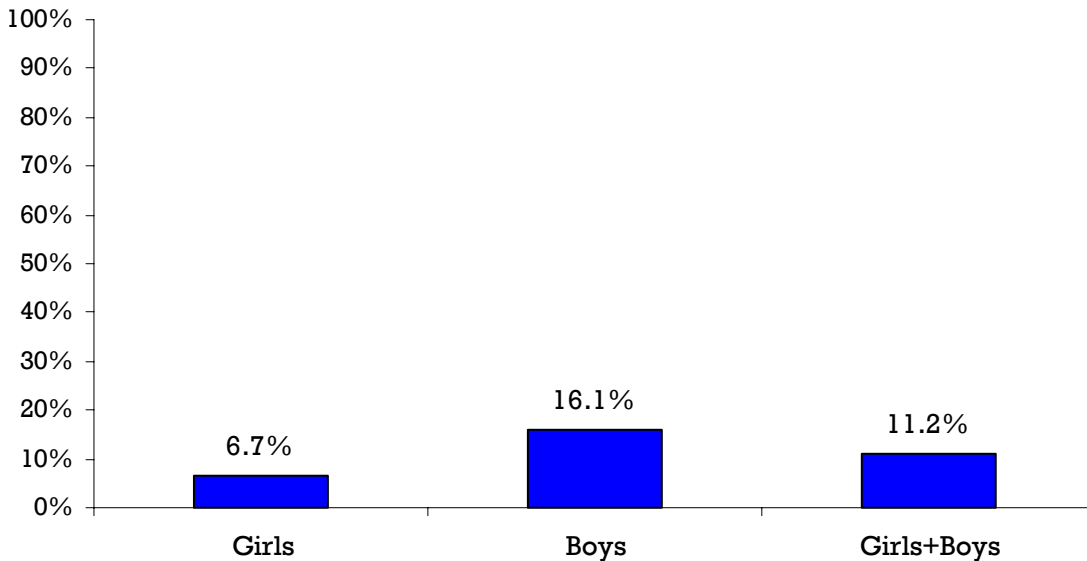
Overall, how much do you think your home room teacher has done to counteract bullying in the past couple of months?
 (Students responding "little or nothing" or "fairly little")



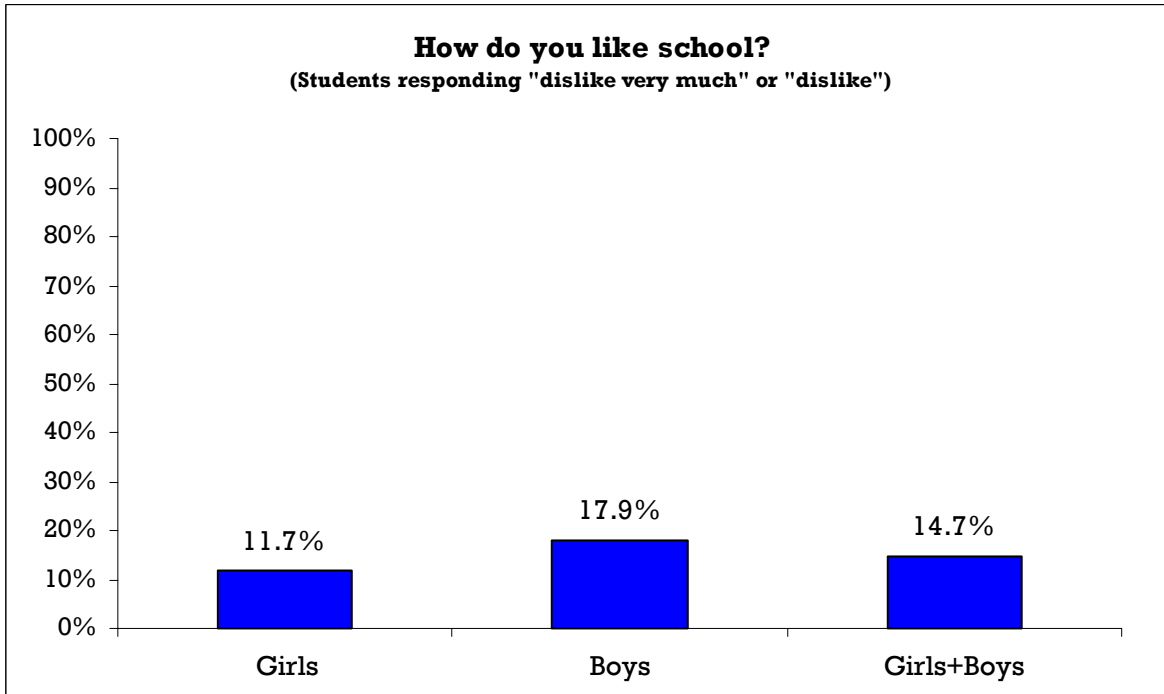
<u>Girls</u>		<u>Boys</u>		<u>Girls+Boys</u>	
N	%	N	%	N	%
20	34.5	22	44.0	42	38.9

FRIENDS AND GENERAL (DIS)SATISFACTION WITH SCHOOL

How many good friends do you have in your class(es)?
 (Students responding "none" or "1 good friend")



<u>Girls</u>		<u>Boys</u>		<u>Girls+Boys</u>	
N	%	N	%	N	%
4	6.7	9	16.1	13	11.2



<u>Girls</u>		<u>Boys</u>		<u>Girls+Boys</u>	
N	%	N	%	N	%
7	11.7	10	17.9	17	14.7

GENERAL FREQUENCIES

Q1: How do you like school?

	<u>Girls</u>		<u>Boys</u>		<u>Girls+Boys</u>	
	N	%	N	%	N	%
Dislike very much	1	1.7	3	5.4	4	3.4
Dislike	6	10.0	7	12.5	13	11.2
Neither like nor dislike	15	25.0	20	35.7	35	30.2
Like school	20	33.3	22	39.3	42	36.2
Like very much	18	30.0	4	7.1	22	19.0
SUM	60		56		116	

Q2: Are you a boy or a girl? (frequencies reported on page 3 of this report)

Q3: How many good friends do you have in your class(es)?

	<u>Girls</u>		<u>Boys</u>		<u>Girls+Boys</u>	
	N	%	N	%	N	%
None	2	3.3	6	10.7	8	6.9
1 good friend	2	3.3	3	5.4	5	4.3
2-3 good friends	8	13.3	16	28.6	24	20.7
4-5 good friends	5	8.3	8	14.3	13	11.2
6+ good friends	43	71.7	23	41.1	66	56.9
SUM	60		56		116	

Q4: How often have you been bullied at school in the past couple of months?

	<u>Girls</u>		<u>Boys</u>		<u>Girls+Boys</u>	
	N	%	N	%	N	%
Not been bullied	36	62.1	25	43.9	61	53.0
Once or twice	10	17.2	15	26.3	25	21.7
2-3 times	3	5.2	3	5.3	6	5.2
Once a week	4	6.9	6	10.5	10	8.7
Several times/week	5	8.6	8	14.0	13	11.3
SUM	58		57		115	

Q5: I was called mean names, was made fun of and teased in a hurtful way

	<u>Girls</u>		<u>Boys</u>		<u>Girls+Boys</u>	
	N	%	N	%	N	%
Hasn't happened	34	56.7	29	50.9	63	53.8
Once or twice	11	18.3	10	17.5	21	17.9
2-3 times	3	5.0	4	7.0	7	6.0
Once a week	5	8.3	4	7.0	9	7.7
Several times/week	7	11.7	10	17.5	17	14.5
SUM	60		57		117	

Q6: Other students kept me out of things on purpose, excluded me from their group of friends or completely ignored me

	<u>Girls</u>		<u>Boys</u>		<u>Girls+Boys</u>	
	N	%	N	%	N	%
Hasn't happened	42	70.0	38	66.7	80	68.4
Once or twice	14	23.3	12	21.1	26	22.2
2-3 times	1	1.7	3	5.3	4	3.4
Once a week	2	3.3	1	1.8	3	2.6
Several times/week	1	1.7	3	5.3	4	3.4
SUM	60		57		117	

Q7: I was hit, kicked, pushed, shoved around or locked indoors

	<u>Girls</u>		<u>Boys</u>		<u>Girls+Boys</u>	
	N	%	N	%	N	%
Hasn't happened	46	76.7	35	61.4	81	69.2
Once or twice	9	15.0	13	22.8	22	18.8
2-3 times	1	1.7	4	7.0	5	4.3
Once a week	1	1.7	3	5.3	4	3.4
Several times/week	3	5.0	2	3.5	5	4.3
SUM	60		57		117	

Q8: Other students told lies or spread false rumors about me and tried to make others dislike me

	<u>Girls</u>		<u>Boys</u>		<u>Girls+Boys</u>	
	N	%	N	%	N	%
Hasn't happened	31	51.7	34	59.6	65	55.6
Once or twice	21	35.0	18	31.6	39	33.3
2-3 times	4	6.7	0	0.0	4	3.4
Once a week	2	3.3	2	3.5	4	3.4
Several times/week	2	3.3	3	5.3	5	4.3
SUM	60		57		117	

Q9: I had money or other things taken away from me or damaged

	<u>Girls</u>		<u>Boys</u>		<u>Girls+Boys</u>	
	N	%	N	%	N	%
Hasn't happened	49	81.7	45	78.9	94	80.3
Once or twice	10	16.7	8	14.0	18	15.4
2-3 times	0	0.0	1	1.8	1	0.9
Once a week	0	0.0	2	3.5	2	1.7
Several times/week	1	1.7	1	1.8	2	1.7
SUM	60		57		117	

Q10: I was threatened or forced to do things I didn't want to do

	<u>Girls</u>		<u>Boys</u>		<u>Girls+Boys</u>	
	N	%	N	%	N	%
Hasn't happened	52	86.7	46	80.7	98	83.8
Once or twice	8	13.3	7	12.3	15	12.8
2-3 times	0	0.0	1	1.8	1	0.9
Once a week	0	0.0	1	1.8	1	0.9
Several times/week	0	0.0	2	3.5	2	1.7
SUM	60		57		117	

Q11: I was bullied with mean names or comments about my race or color

	<u>Girls</u>		<u>Boys</u>		<u>Girls+Boys</u>	
	N	%	N	%	N	%
Hasn't happened	49	81.7	40	70.2	89	76.1
Once or twice	6	10.0	8	14.0	14	12.0
2-3 times	1	1.7	4	7.0	5	4.3
Once a week	1	1.7	3	5.3	4	3.4
Several times/week	3	5.0	2	3.5	5	4.3
SUM	60		57		117	

Q12: I was bullied with mean names, comments, or gestures with a sexual meaning

	<u>Girls</u>		<u>Boys</u>		<u>Girls+Boys</u>	
	N	%	N	%	N	%
Hasn't happened	50	83.3	41	71.9	91	77.8
Once or twice	4	6.7	5	8.8	9	7.7
2-3 times	2	3.3	4	7.0	6	5.1
Once a week	2	3.3	4	7.0	6	5.1
Several times/week	2	3.3	3	5.3	5	4.3
SUM	60		57		117	

Q13: I was bullied in another way

	<u>Girls</u>		<u>Boys</u>		<u>Girls+Boys</u>	
	N	%	N	%	N	%
Hasn't happened	52	86.7	45	78.9	97	82.9
Once or twice	5	8.3	7	12.3	12	10.3
2-3 times	0	0.0	1	1.8	1	0.9
Once a week	3	5.0	0	0.0	3	2.6
Several times/week	0	0.0	4	7.0	4	3.4
SUM	60		57		117	

Q14: In which class(es) is the student or students who bully you?

Computational basis: those bullied "once or twice" or more according to question 4

	<u>Girls</u>		<u>Boys</u>		<u>Girls+Boys</u>	
	N	%	N	%	N	%
In my class	4	23.5	13	52.0	17	40.5
Different class, same grade	8	47.1	5	20.0	13	31.0
In a higher grade	2	11.8	1	4.0	3	7.1
In a lower grade	0	0.0	1	4.0	1	2.4
In different grades	3	17.6	5	20.0	8	19.0
SUM	17		25		42	

Q15: Have you been bullied by boys or girls?

Computational basis: those bullied "once or twice" or more according to question 4

	<u>Girls</u>		<u>Boys</u>		<u>Girls+Boys</u>	
	N	%	N	%	N	%
Mainly by 1 girl	6	30.0	0	0.0	6	13.6
By several girls	2	10.0	0	0.0	2	4.5
Mainly by 1 boy	5	25.0	11	45.8	16	36.4
By several boys	2	10.0	9	37.5	11	25.0
Both boys and girls	5	25.0	4	16.7	9	20.5
SUM	20		24		44	

Q16: By how many students have you usually been bullied?

Computational basis: those bullied "once or twice" or more according to question 4

	<u>Girls</u>		<u>Boys</u>		<u>Girls+Boys</u>	
	N	%	N	%	N	%
Mainly by 1 student	9	40.9	7	25.0	16	32.0
By a group of 2-3 students	8	36.4	13	46.4	21	42.0
By a group of 4-9 students	2	9.1	2	7.1	4	8.0
By a group of more than 9	1	4.5	1	3.6	2	4.0
By different students/groups	2	9.1	5	17.9	7	14.0
SUM	22		28		50	

Q17: How long has the bullying lasted?

Computational basis: those bullied "2-3 times a month" or more according to question 4

	<u>Girls</u>		<u>Boys</u>		<u>Girls+Boys</u>	
	N	%	N	%	N	%
1 or 2 weeks	3	25.0	1	6.7	4	14.8
About a month	5	41.7	7	46.7	12	44.4
About 6 months	1	8.3	0	0.0	1	3.7
About a year	0	0.0	1	6.7	1	3.7
Several years	3	25.0	6	40.0	9	33.3
SUM	12		15		27	

Q18: Where have you been bullied?

Computational basis: those bullied "once or twice" or more according to question 4

	<u>Girls</u>		<u>Boys</u>		<u>Girls+Boys</u>	
	N	%	N	%	N	%
In the playground/athletic field	13	68.4	16	59.3	29	63.0
In the hallways/stairwells	12	63.2	15	60.0	27	61.4
In class (with teacher present)	9	50.0	14	53.8	23	52.3
In the classroom (teacher absent)	8	42.1	13	50.0	21	46.7
In the bathroom	1	5.3	8	32.0	9	20.5
In gym class/locker room/shower	9	42.9	16	59.3	25	52.1
In the lunch room	13	72.2	12	44.4	25	55.6
On the way to and from school	4	21.1	3	12.0	7	15.9
At the school bus stop	1	5.9	1	5.3	2	5.6
On the school bus	3	17.6	3	15.8	6	16.7
Somewhere else in school	7	43.7	4	18.2	11	28.9
SUM	80		105		185	

Q19: Have you told anyone that you have been bullied at school in the past couple of months?

Computational basis: those bullied "2-3 times a month" or more according to question 4

	<u>Girls</u>		<u>Boys</u>		<u>Girls+Boys</u>	
	N	%	N	%	N	%
Been bullied but not told anybody	4	33.3	6	35.3	10	34.5
Been bullied and told somebody	8	66.7	10	58.8	18	62.1
SUM	12		16		28	

Q19A: Who have you told that you have been bullied?

	<u>Girls</u>		<u>Boys</u>		<u>Girls+Boys</u>	
	N	%	N	%	N	%
Your class (home room) teacher	3	25.0	6	37.5	9	32.1
Another adult at school	4	33.3	7	43.7	11	39.3
Your parent(s)/guardian(s)	5	41.7	8	50.0	13	46.4
Your brother(s) or sister(s)	3	25.0	5	31.2	8	28.6
Your friend(s)	6	50.0	4	25.0	10	35.7
Somebody else	1	8.3	2	12.5	3	10.7
SUM	22		32		54	

Q20: How often do the teachers or other adults at school try to put a stop to it when a student is being bullied at school?

	<u>Girls</u>		<u>Boys</u>		<u>Girls+Boys</u>	
	N	%	N	%	N	%
Almost never	7	11.7	9	17.0	16	14.2
Once in a while	6	10.0	10	18.9	16	14.2
Sometimes	17	28.3	9	17.0	26	23.0
Often	4	6.7	12	22.6	16	14.2
Almost always	26	43.3	13	24.5	39	34.5
SUM	60		53		113	

Q21: How often do other students try to put a stop to it when a student is being bullied at school?

	<u>Girls</u>		<u>Boys</u>		<u>Girls+Boys</u>	
	N	%	N	%	N	%
Almost never	13	22.0	24	44.4	37	32.7
Once in a while	20	33.9	15	27.8	35	31.0
Sometimes	12	20.3	9	16.7	21	18.6
Often	11	18.6	5	9.3	16	14.2
Almost always	3	5.1	1	1.9	4	3.5
SUM	59		54		113	

Q22: Has any adult at home contacted the school to try to stop your being bullied at school in the past couple of months?

Computational basis: those bullied "2-3 times a month" or more according to question 4

	<u>Girls</u>		<u>Boys</u>		<u>Girls+Boys</u>	
	N	%	N	%	N	%
No, not contacted the school	8	88.9	8	57.1	16	69.6
Yes, once	1	11.1	3	21.4	4	17.4
Yes, several times	0	0.0	3	21.4	3	13.0
SUM	9		14		23	

Q23: When you see a student your age being bullied at school, what do you feel or think?

	<u>Girls</u>		<u>Boys</u>		<u>Girls+Boys</u>	
	N	%	N	%	N	%
He/she probably deserves it	2	3.6	2	3.7	4	3.6
Don't feel much	9	16.1	14	25.9	23	20.9
Feel a bit sorry	21	37.5	12	22.2	33	30.0
Feel sorry and want to help	24	42.9	26	48.1	50	45.5
SUM	56		54		110	

Q24: How often have you taken part in bullying another student(s) at school in the past couple of months?

	<u>Girls</u>		<u>Boys</u>		<u>Girls+Boys</u>	
	N	%	N	%	N	%
Not bullied	36	61.0	41	71.9	77	66.4
Once or twice	17	28.8	10	17.5	27	23.3
2-3 times	5	8.5	1	1.8	6	5.2
Once a week	1	1.7	3	5.3	4	3.4
Several times/week	0	0.0	2	3.5	2	1.7
SUM	59		57		116	

Q25: I called another student(s) mean names, made fun of and teased him or her in a hurtful way

	<u>Girls</u>		<u>Boys</u>		<u>Girls+Boys</u>	
	N	%	N	%	N	%
Hasn't happened	35	58.3	38	66.7	73	62.4
Once or twice	18	30.0	13	22.8	31	26.5
2-3 times	2	3.3	3	5.3	5	4.3
Once a week	2	3.3	3	5.3	5	4.3
Several times/week	3	5.0	0	0.0	3	2.6
SUM	60		57		117	

Q26: I kept him or her out of things on purpose, excluded him or her from my group of friends or completely ignored him or her

	<u>Girls</u>		<u>Boys</u>		<u>Girls+Boys</u>	
	N	%	N	%	N	%
Hasn't happened	44	73.3	50	87.7	94	80.3
Once or twice	12	20.0	6	10.5	18	15.4
2-3 times	2	3.3	0	0.0	2	1.7
Once a week	1	1.7	1	1.8	2	1.7
Several times/week	1	1.7	0	0.0	1	0.9
SUM	60		57		117	

Q27: I hit, kicked, pushed, and shoved him or her around or locked him or her indoors

	<u>Girls</u>		<u>Boys</u>		<u>Girls+Boys</u>	
	N	%	N	%	N	%
Hasn't happened	51	85.0	48	84.2	99	84.6
Once or twice	5	8.3	6	10.5	11	9.4
2-3 times	2	3.3	0	0.0	2	1.7
Once a week	0	0.0	3	5.3	3	2.6
Several times/week	2	3.3	0	0.0	2	1.7
SUM	60		57		117	

Q28: I spread false rumors about him or her and tried to make others dislike him or her

	<u>Girls</u>		<u>Boys</u>		<u>Girls+Boys</u>	
	N	%	N	%	N	%
Hasn't happened	51	85.0	49	86.0	100	85.5
Once or twice	8	13.3	5	8.8	13	11.1
2-3 times	0	0.0	1	1.8	1	0.9
Once a week	1	1.7	2	3.5	3	2.6
Several times/week	0	0.0	0	0.0	0	0.0
SUM	60		57		117	

Q29: I took money or other things from him or her or damaged his or her belongings

	<u>Girls</u>		<u>Boys</u>		<u>Girls+Boys</u>	
	N	%	N	%	N	%
Hasn't happened	57	95.0	52	91.2	109	93.2
Once or twice	3	5.0	2	3.5	5	4.3
2-3 times	0	0.0	1	1.8	1	0.9
Once a week	0	0.0	1	1.8	1	0.9
Several times/week	0	0.0	1	1.8	1	0.9
SUM	60		57		117	

Q30: I threatened or forced him or her to do things he or she didn't want to do

	<u>Girls</u>		<u>Boys</u>		<u>Girls+Boys</u>	
	N	%	N	%	N	%
Hasn't happened	56	93.3	52	91.2	108	92.3
Once or twice	3	5.0	3	5.3	6	5.1
2-3 times	1	1.7	0	0.0	1	0.9
Once a week	0	0.0	1	1.8	1	0.9
Several times/week	0	0.0	1	1.8	1	0.9
SUM	60		57		117	

Q31: I bullied him or her with mean names about his or her race or color

	<u>Girls</u>		<u>Boys</u>		<u>Girls+Boys</u>	
	N	%	N	%	N	%
Hasn't happened	58	96.7	55	96.5	113	96.6
Once or twice	2	3.3	1	1.8	3	2.6
2-3 times	0	0.0	0	0.0	0	0.0
Once a week	0	0.0	1	1.8	1	0.9
Several times/week	0	0.0	0	0.0	0	0.0
SUM	60		57		117	

Q32: I bullied him or her with mean names, comments, or gestures with a sexual meaning

	<u>Girls</u>		<u>Boys</u>		<u>Girls+Boys</u>	
	N	%	N	%	N	%
Hasn't happened	58	96.7	52	91.2	110	94.0
Once or twice	1	1.7	1	1.8	2	1.7
2-3 times	0	0.0	2	3.5	2	1.7
Once a week	1	1.7	2	3.5	3	2.6
Several times/week	0	0.0	0	0.0	0	0.0
SUM	60		57		117	

Q33: I bullied him or her in another way

	<u>Girls</u>		<u>Boys</u>		<u>Girls+Boys</u>	
	N	%	N	%	N	%
Hasn't happened	53	88.3	51	89.5	104	88.9
Once or twice	5	8.3	4	7.0	9	7.7
2-3 times	2	3.3	0	0.0	2	1.7
Once a week	0	0.0	1	1.8	1	0.9
Several times/week	0	0.0	1	1.8	1	0.9
SUM	60		57		117	

Q34: Has your class (home room) teacher or any other teacher talked with you about your bullying other students at school in the past couple of months?

Computational basis: those who have bullied others "2-3 times a month" or more according to question 24

	<u>Girls</u>		<u>Boys</u>		<u>Girls+Boys</u>	
	N	%	N	%	N	%
No, they haven't talked with me	3	75.0	3	60.0	6	66.7
Yes, they have once	1	25.0	1	20.0	2	22.2
Yes, they have several times	0	0.0	1	20.0	1	11.1
SUM	4		5		9	

Q35: Has any adult at home talked with you about your bullying other students at school in the past couple of months?

Computational basis: those who have bullied others "2-3 times a month" or more according to question 24

	<u>Girls</u>		<u>Boys</u>		<u>Girls+Boys</u>	
	N	%	N	%	N	%
No, they haven't talked with me	3	75.0	4	100.0	7	87.5
Yes, they have once	1	25.0	0	0.0	1	12.5
Yes, they have several times	0	0.0	0	0.0	0	0.0
SUM	4		4		8	

Q36: Do you think you could join in bullying a student whom you don't like?

	<u>Girls</u>		<u>Boys</u>		<u>Girls+Boys</u>	
	N	%	N	%	N	%
Yes	2	3.4	9	16.1	11	9.6
Yes, maybe	5	8.5	4	7.1	9	7.8
I don't know	12	20.3	14	25.0	26	22.6
No, I don't think so	5	8.5	2	3.6	7	6.1
No	15	25.4	6	10.7	21	18.3
Definitely no	20	33.9	21	37.5	41	35.7
SUM	59		56		115	

Q37: How do you usually react if you see or understand that a student your age is being bullied by other students?

	<u>Girls</u>		<u>Boys</u>		<u>Girls+Boys</u>	
	N	%	N	%	N	%
I have never noticed it	15	25.9	12	23.1	27	24.5
I take part in the bullying	1	1.7	1	1.9	2	1.8
I don't do it, but find it OK	0	0.0	0	0.0	0	0.0
I just watch what goes on	6	10.3	9	17.3	15	13.6
I ought to help	17	29.3	13	25.0	30	27.3
I try to help	19	32.8	17	32.7	36	32.7
SUM	58		52		110	

Q38: How often are you afraid of being bullied by other students in your school?

	<u>Girls</u>		<u>Boys</u>		<u>Girls+Boys</u>	
	N	%	N	%	N	%
Never	23	39.0	27	50.0	50	44.2
Seldom	16	27.1	11	20.4	27	23.9
Sometimes	16	27.1	8	14.8	24	21.2
Fairly often	1	1.7	2	3.7	3	2.7
Often	0	0.0	1	1.9	1	0.9
Very often	3	5.1	5	9.3	8	7.1
SUM	59		54		113	

Q39: Overall, how much do you think your class (home room) teacher has done to counteract bullying in the past couple of months?

	<u>Girls</u>		<u>Boys</u>		<u>Girls+Boys</u>	
	N	%	N	%	N	%
Little or nothing	12	20.7	15	30.0	27	25.0
Fairly little somewhat	8	13.8	7	14.0	15	13.9
A good deal	14	24.1	10	20.0	24	22.2
Much	14	24.1	10	20.0	24	22.2
Much	10	17.2	8	16.0	18	16.7
SUM	58		50		108	