



# Viewlands Elementary

Michelle Ota, Principal

## School Report for 2015–16 School Year

[viewlandses.seattleschools.org](http://viewlandses.seattleschools.org)

### 2015–16 School Year

# Students: 383

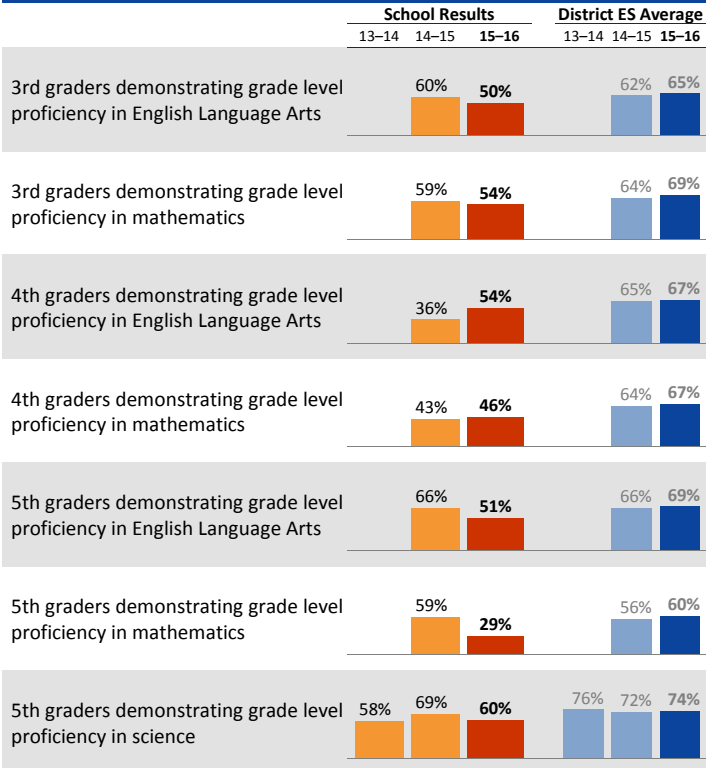
# Teachers: 25

Students per teacher: 16

Average daily attendance: 94.8%

Student mobility: 19%

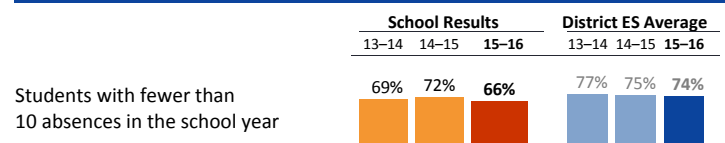
### Student Achievement \*



\* Students who did not participate in state testing are counted as not demonstrating proficiency.

For more details, see "Student Achievement" section of the [Glossary](#)

### Attendance



### Accountability and School Performance

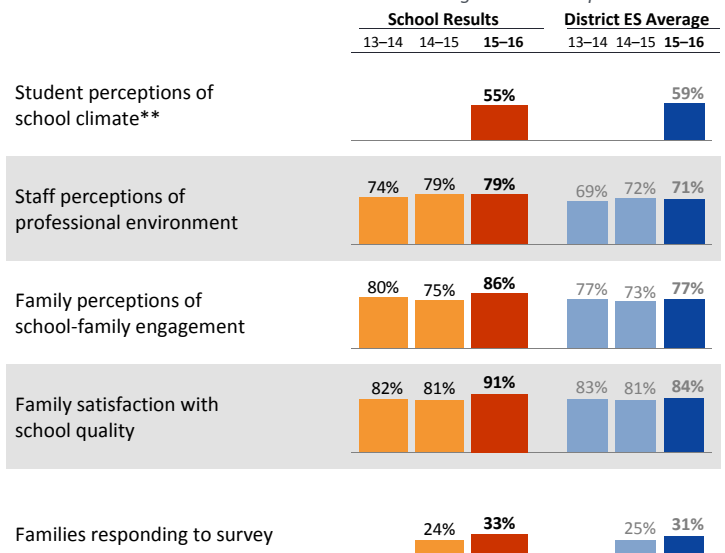
Seattle Public Schools Segmentation Level: **n/a**

Met Adequate Yearly Progress (AYP) Proficiency Goal for ELA: **n/a**

Met Adequate Yearly Progress (AYP) Proficiency Goal for Math: **n/a**

### Student, Family, and Staff School Climate Survey

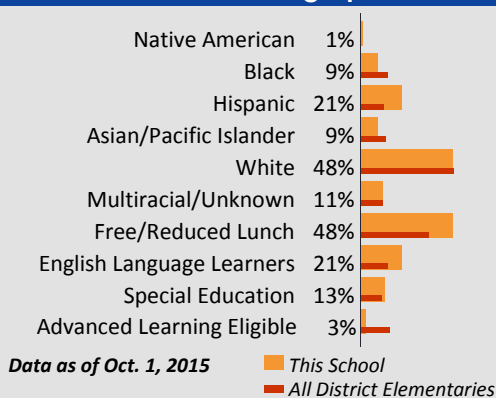
Average Positive Responses\*



\*Results for each survey category equal the average percent of positive responses ("Agree" or "Strongly Agree") for a subset of questions. See results here: [tiny.cc/seattlesurveys](http://tiny.cc/seattlesurveys)

\*\* New baseline established due to changes to survey in 2015-16. See [Glossary](#) for details.

### Student Demographics



### Student Proficiency on State Tests

Spring 2016 School average compared to District elementary school average

	English Language Arts		Mathematics	
	School	District Avg	School	District Avg
<b>All Students</b>	<b>51%</b> ↗ 2	67% ↗ 3	<b>46%</b> ↗ 9	65% ↗ 4
Native American		39% ↗ 7		35% ↗ 1
Black	<b>38%</b> ↗ 2	35% ↗ 1	<b>38%</b> ↗ 9	35% ↗ 4
Hispanic	<b>37%</b> ↘ 6	47% ↗ 2	<b>29%</b> ↘ 7	46% ↗ 5
Asian/Pacific Islander	<b>25%</b> ↘ 39	69% ↗ 4	<b>25%</b> ↘ 25	72% ↗ 4
White	<b>65%</b> ↗ 5	81% ↗ 2	<b>60%</b> ↘ 10	77% ↗ 3
Multiracial	<b>71%</b> ↗ 1	71% ↗ 3	<b>57%</b> ↘ 13	67% ↗ 3
Free/Reduced Lunch	<b>37%</b> ↘ 9	42% ↔	<b>26%</b> ↘ 22	42% ↗ 2
Eng. Lang. Learners	<b>16%</b> ↘ 13	23% ↗ 2	<b>16%</b> ↘ 27	33% ↗ 7
Special Education	<b>37%</b> ↘ 17	45% ↔	<b>30%</b> ↘ 12	44% ↗ 4
Gifted		95% ↗ 1		95% ↗ 1



# Viewlands Elementary

Michelle Ota, Principal

## School Plan & Budget for the 2016–17 School Year

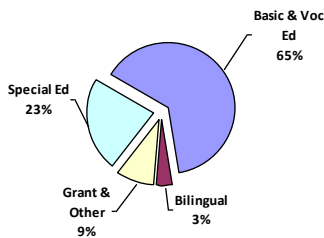
**School Mission Statement** As a growing neighborhood school, Viewlands is a place: 1) that actively embraces all cultures and strives to build relationships where all students and families are known; 2) that addresses social, emotional, physical, and intellectual needs so that students feel safe and inspired to challenge themselves; 3) where children are given an educational foundation and opportunity to strive for academic and creative potential; (Continued...)

**School Goals** **Mission Statement (continued)** 4) where making connections with the community and Carkeek Park, plus arts exploration develops our relationships with the environment and the world around us.  
**School Goals:** Our school goals are aligned with our CSIP focused around math and literacy. As a growing neighborhood school we use data strategically to serve our students in the best way possible. We aim for our kindergarten students to be reading at grade level at the end of the school year. All or nearly all third graders will be proficient readers based on the State Assessment. All or nearly all 4th & 5th graders will be proficient in math based on the State Assessment.

**School Description & Plan to Achieve Goals** Viewlands has a strong commitment to literacy, and we utilize the Reader's and Writer's workshop model in all classrooms. Teachers will implement Readers/Writers Workshop and new teachers will receive professional development in Readers/Writers. Staff will differentiate instruction by using small group instruction and targeted interventions to help students who are struggling, as well as to extend learning for students who are at or above standard. Viewlands has a strong commitment to mathematics. We use Math In Focus and utilize DreamBox and IXL to track student progress. Teachers will use MIF assessments throughout the semester and use the SBAC test to indicate whether or not a student is meeting or exceeding expected growth. Teachers will improve math instruction by focusing on using clear teaching points, student engagement strategies, math talks and small group work. Teachers will also identify struggling students through data meetings and develop plans/interventions to support student learning. Viewlands has an integrated environmental science focus, partnering with nearby Carkeek Park and a parent-run Outdoor Education group for experiential science. Viewlands integrates the arts into every curriculum area.

### Annual Budget Report

2016–17 School Funding by Category



All financial data are from the 2016–17 recommended budget.

Total 2016–17 School Budget: **\$3,938,276**

Projected 2016–17 Student Enrollment: **424**

Per-Student Funding: **\$9,288**

### Invitation to Participate

One of the goals of having School Reports is to support families as critical partners with us in a student's academic success. To get involved, please share this with your friends and neighbors, visit the school, or consider talking to the teacher or principal about joining the school's Building Leadership Team or Parent Teacher Student Association to shape your school's improvement plan.

### District Mission Statement

Seattle Public Schools is committed to ensuring equitable access, closing the opportunity gaps and excellence in education for every student.