



Sand Point Elementary

Kristen Roberts, Principal

School Report for 2015–16 School Year

sandpointes.seattleschools.org

2015–16 School Year

Students: 255

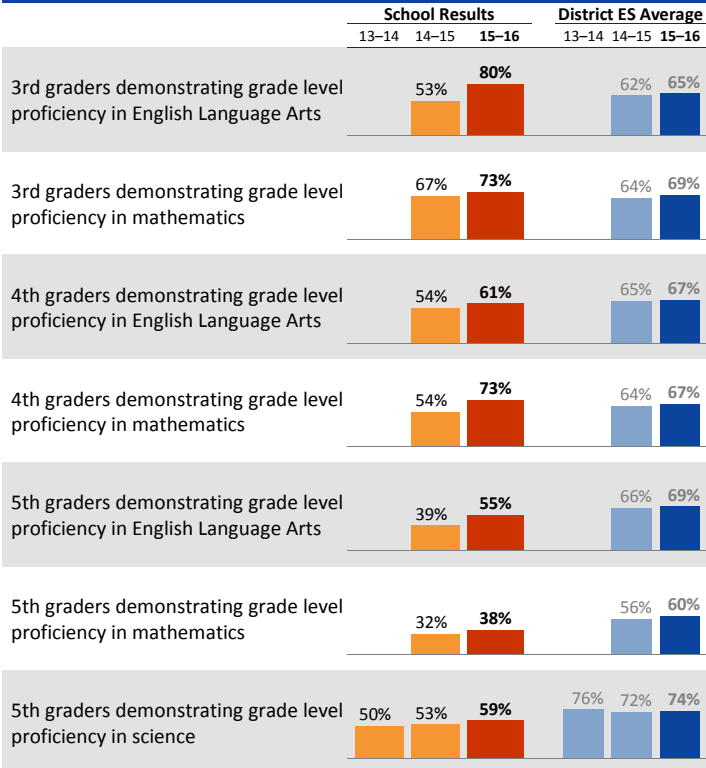
Teachers: 22

Students per teacher: 12

Average daily attendance: 95.6%

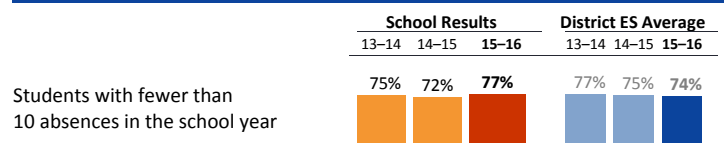
Student mobility: 27%

Student Achievement *



* Students who did not participate in state testing are counted as not demonstrating proficiency.
For more details, see "Student Achievement" section of the [Glossary](#)

Attendance



Accountability and School Performance

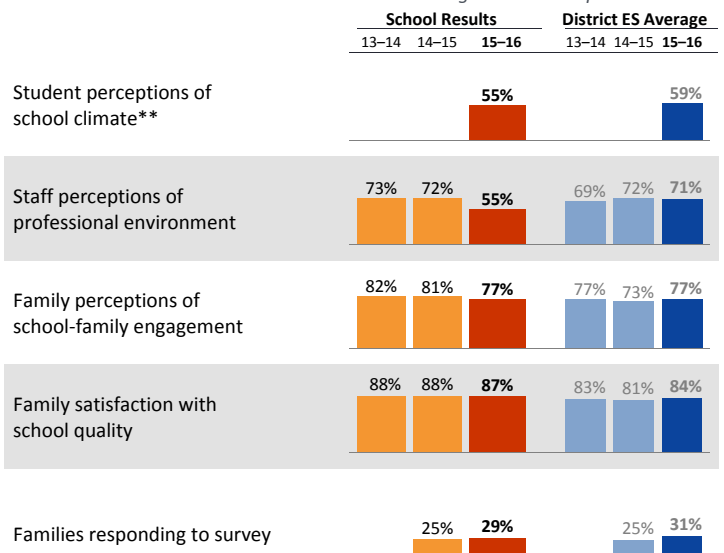
Seattle Public Schools Segmentation Level: **n/a**

Met Adequate Yearly Progress (AYP) Proficiency Goal for ELA: **n/a**

Met Adequate Yearly Progress (AYP) Proficiency Goal for Math: **n/a**

Student, Family, and Staff School Climate Survey

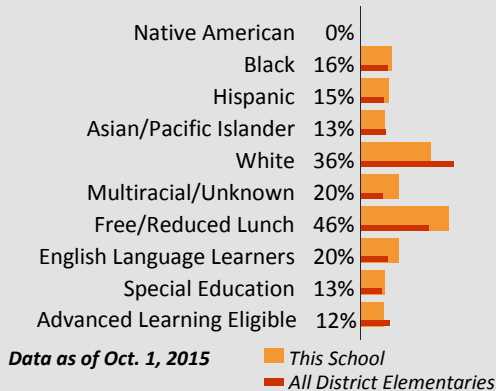
Average Positive Responses*



*Results for each survey category equal the average percent of positive responses ("Agree" or "Strongly Agree") for a subset of questions. See results here: tiny.cc/seattlesurveys

** New baseline established due to changes to survey in 2015-16. See [Glossary](#) for details.

Student Demographics



Student Proficiency on State Tests

Spring 2016 School average compared to District elementary school average

	English Language Arts		Mathematics	
	School	District Avg	School	District Avg
All Students	67% ↗11	67% ↗ 3	62% ↗11	65% ↗ 4
Native American		39% ↗ 7		35% ↗ 1
Black	30% ↗11	35% ↗ 1	33% ↗11	35% ↗ 4
Hispanic	38% ↗10	47% ↗ 2	43% ↗14	46% ↗ 5
Asian/Pacific Islander	73% ↗ 3	69% ↗ 4	75% ↘12	72% ↗ 4
White	76% ↗12	81% ↗ 2	63% ↘ 5	77% ↗ 3
Multiracial	96% ↗11	71% ↗ 3	91% ↗22	67% ↗ 3
Free/Reduced Lunch	41% ↗13	42% ↔	40% ↗ 9	42% ↗ 2
Eng. Lang. Learners	29% ↗ 6	23% ↗ 2	35% ↘ 9	33% ↗ 7
Special Education	43% ↔	45% ↔	43% ↗ 6	44% ↗ 4
Gifted		95% ↗ 1		95% ↗ 1



Sand Point Elementary

Kristen Roberts, *Principal*

School Plan & Budget for the 2016–17 School Year

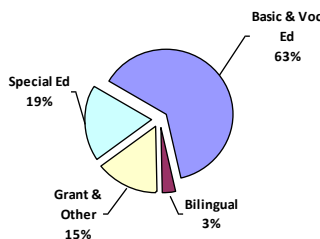
School Mission Statement At Sand Point Elementary, we are a community of lifelong learners, responsible global citizens, and champions of our own success.

School Goals Our goal at Sand Point Elementary is to equip all students with the academic, social/emotional and communication skills necessary to thrive in a 21st century learning environment. This means eliminating all opportunity gaps for the students we serve.

School Description & Plan to Achieve Goals Sand Point is a small community diverse community of learners who highly value global citizenship. We strive to give each child what they need academically through systems of differentiate and small group instruction. With the support of our PTA, we invest in educating the whole child. This includes a music program, an art education program, a health and physical education program and a technology program. We provide Social Emotional Literacy instruction using the RULER curriculum and cross-curricular projects focusing on self awareness and social awareness. We also provide a variety of Advanced Learning Opportunities.

Annual Budget Report

2016–17 School Funding by Category



All financial data are from the 2016–17 recommended budget.

Invitation to Participate

Total 2016–17 School Budget:

\$2,562,613

Projected 2016–17 Student Enrollment:

256

Per-Student Funding:

\$10,010

Sand Point Elementary appreciates and fosters strong parent involvement at the school and at home. We also understand the importance of forming solid partnerships with the community. These connections allow the Sand Point staff, families, and the community to collaborate on promoting high achievement for every Sand Point student.

District Mission Statement

Seattle Public Schools is committed to ensuring equitable access, closing the opportunity gaps and excellence in education for every student.