



# Roxhill Elementary

Tarra Patrick, Principal

## School Report for 2015–16 School Year

roxhilles.seattleschools.org

### 2015–16 School Year

# Students: 300

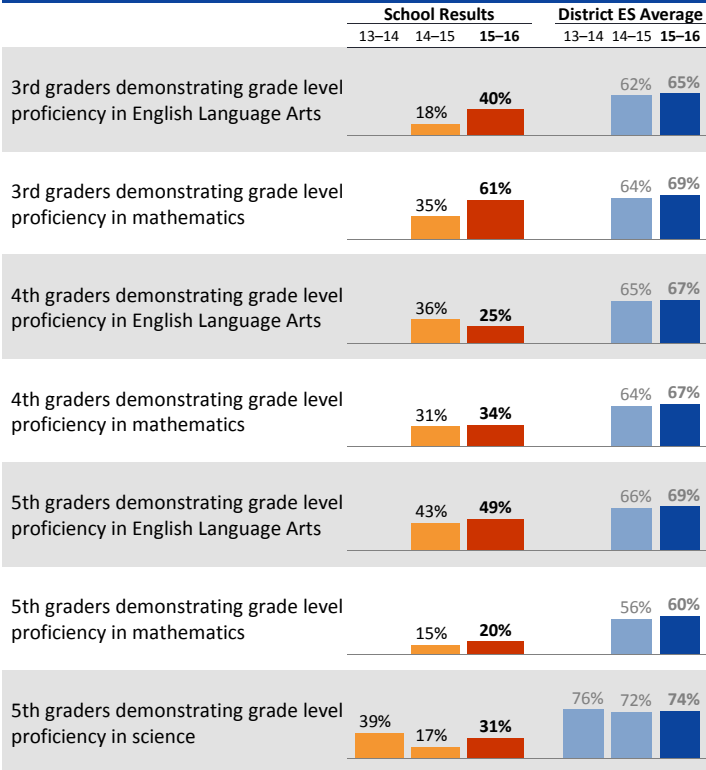
# Teachers: 28

Students per teacher: 11

Average daily attendance: 94.9%

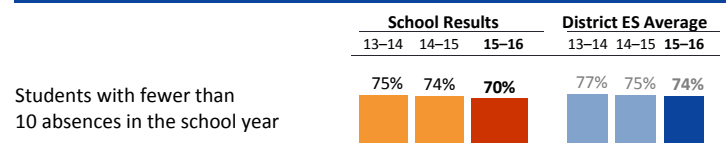
Student mobility: 13%

### Student Achievement \*



\* Students who did not participate in state testing are counted as not demonstrating proficiency.  
For more details, see "Student Achievement" section of the [Glossary](#)

### Attendance



### Accountability and School Performance

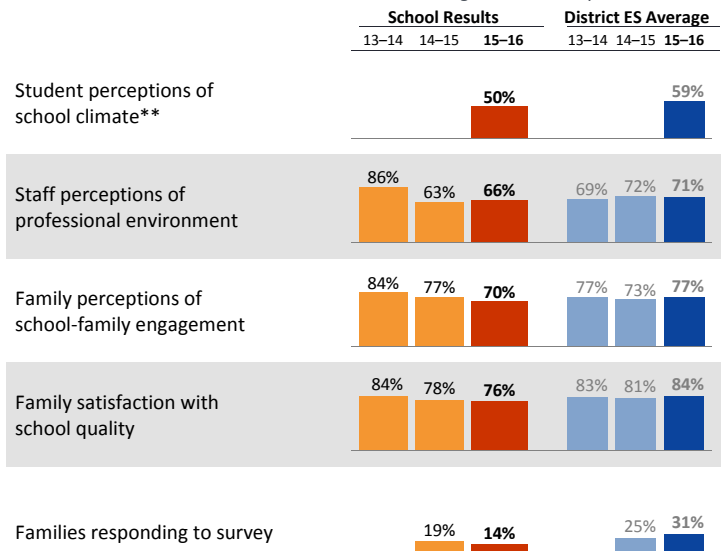
Seattle Public Schools Segmentation Level: **n/a**

Met Adequate Yearly Progress (AYP) Proficiency Goal for ELA: **n/a**

Met Adequate Yearly Progress (AYP) Proficiency Goal for Math: **n/a**

### Student, Family, and Staff School Climate Survey

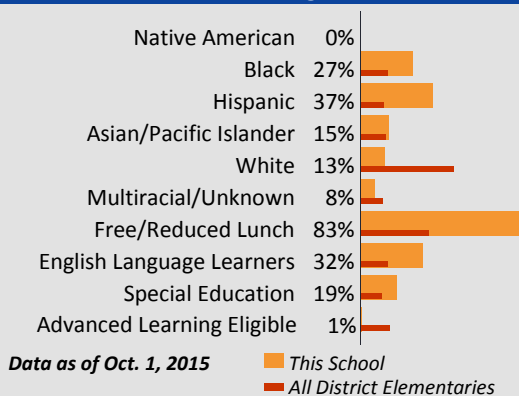
Average Positive Responses\*



\*Results for each survey category equal the average percent of positive responses ("Agree" or "Strongly Agree") for a subset of questions. See results here: [tiny.cc/seattlesurveys](http://tiny.cc/seattlesurveys)

\*\* New baseline established due to changes to survey in 2015-16. See [Glossary](#) for details.

### Student Demographics



### Student Proficiency on State Tests

Spring 2016 School average compared to District elementary school average

	English Language Arts		Mathematics	
	School	District Avg	School	District Avg
<b>All Students</b>	<b>38%</b> ↗ 4	<b>67%</b> ↗ 3	<b>39%</b> ↗ 8	<b>65%</b> ↗ 4
Native American		39% ↗ 7		35% ↗ 1
Black	19% ↗ 4	35% ↗ 1	26% ↗ 8	35% ↗ 4
Hispanic	37% ↗ 2	47% ↗ 2	42% ↗ 14	46% ↗ 5
Asian/Pacific Islander	70% ↗ 27	69% ↗ 4	45% ↗ 7	72% ↗ 4
White	56% ↗ 6	81% ↗ 2	44% ↗ 16	77% ↗ 3
Multiracial	8%	71% ↗ 3	38%	67% ↗ 3
Free/Reduced Lunch	31% ↗ 3	42% ↔	37% ↗ 14	42% ↗ 2
Eng. Lang. Learners	21% ↗ 13	23% ↗ 2	26% ↗ 10	33% ↗ 7
Special Education	24% ↘ 6	45% ↔	27% ↗ 10	44% ↗ 4
Gifted		95% ↗ 1		95% ↗ 1



# Roxhill Elementary

Tarra Patrick, Principal

## School Plan & Budget for the 2016–17 School Year

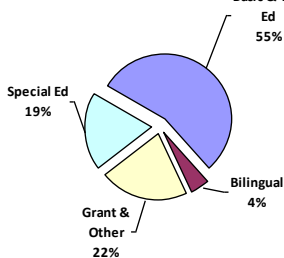
**School Mission Statement** We foster a climate of compassion, academic excellence, problem solving, creativity, and cultural awareness where the school, families, and the community are working together for the social, emotional, physical, and intellectual development of each child.

**School Goals** Roxhill’s intermediate students (grades 3-5) will increase their proficiency percentage on the English Language Arts SBA by 16% from 34% to 50%. In the Math SBA, intermediate students will increase their proficiency percentage by 21% from 29% to 50%. Roxhill’s Primary students (K-2) will increase the number of students meeting proficiency on the MAP assessment by 20%. 70% of our K-5th grade students will have fewer than 5 absences in the first and second trimester.

**School Description & Plan to Achieve Goals** Roxhill Elementary is a full service community school committed to the success of each and every student academically and social emotionally. A full service community school is both a place and a set of partnerships between the school and other community resources. Its integrated focus on academics, health and social services, youth and community development and community engagement leads to improved student learning, stronger families and healthier communities. This is not a program, but rather a collaborative approach to supporting student success. It is not just a set of services, but rather, a different way of doing business, one in which all stakeholders are in authentic relationships and have a shared vision for success. At Roxhill, we have the Families and Education Levy and Collaborative Schools for Innovation and Success Grant. These opportunities enable us to work in partnership with the University of Washington, Communities in Schools, City Year, Neighborcare and other community partners to provide comprehensive, wrap-around support for our students and families.

**Annual Budget Report**

2016–17 School Funding by Category



All financial data are from the 2016–17 recommended budget.

Total 2016–17 School Budget: **\$3,877,322**

Projected 2016–17 Student Enrollment: **312**

Per-Student Funding: **\$12,427**

**Invitation to Participate**

Roxhill is committed to building relationships with families as partners with us in their child’s success. We invite you to come to our weekly Parent Coffee Hour, Thursdays 9:00-10:00 a.m. in the Family Resource Room or join our PTA on the second Monday evening of the month.

**District Mission Statement** Seattle Public Schools is committed to ensuring equitable access, closing the opportunity gaps and excellence in education for every student.