



Rainier Beach High School

Keith Smith, Principal

School Report for 2015–16 School Year

rainierbeachhs.seattleschools.org

2015–16 School Year

Students: 673

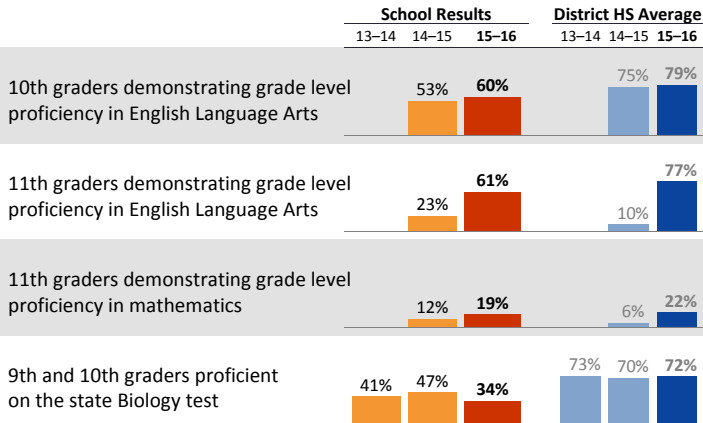
Teachers: 45

Students per teacher: 15

Average daily attendance: 84.8%

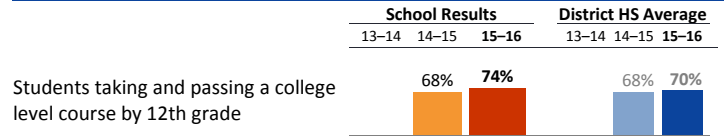
Student mobility: 25%

Student Achievement *

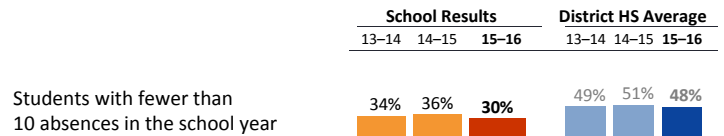


* Students who did not participate in state testing are counted as not demonstrating proficiency. For more details, see "Student Achievement" section of the [Glossary](#)

College & Career Ready



Attendance



Accountability and School Performance

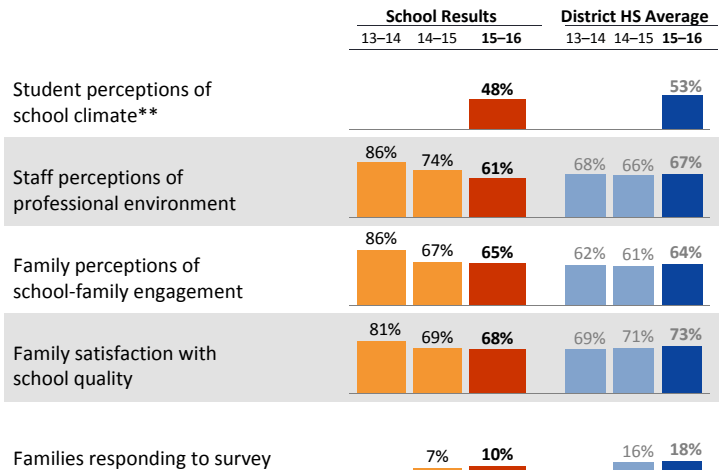
Seattle Public Schools Segmentation Level: **n/a**

Met Adequate Yearly Progress (AYP) Proficiency Goal for ELA: **n/a**

Met Adequate Yearly Progress (AYP) Proficiency Goal for Math: **n/a**

Student, Family, and Staff School Climate Survey

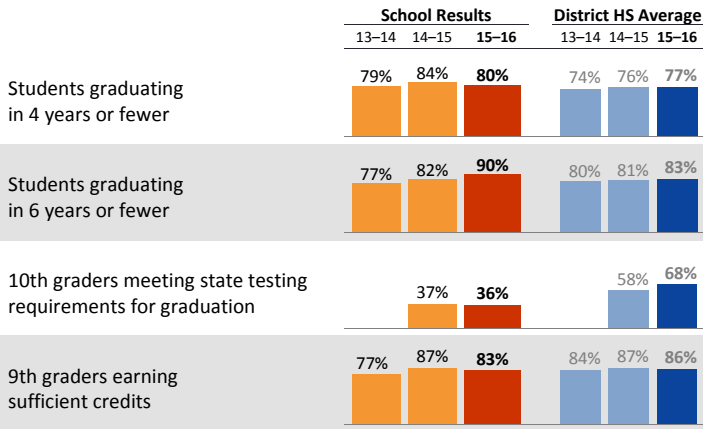
Average Positive Responses*




*Results for each survey category equal the average percent of positive responses ("Agree" or "Strongly Agree") for a subset of questions. See results here: tiny.cc/seattlesurveys

** New baseline established due to changes to survey in 2015-16. See [Glossary](#) for details.

On-Track for Graduation



Student Demographics



Data as of Oct. 1, 2015

■ This School
■ All District High Schools

Student Proficiency on State Tests

Spring 2016 School average compared to District high school average (grades 9 & 10)

	English Language Arts		Mathematics	
	School	District Avg	School	District Avg
All Students	60%	↗13	79%	↗4
Native American			67%	↗15
Black	54%	↗13	49%	↗2
Hispanic	65%	↗12	66%	↗2
Asian/Pacific Islander	63%	↘5	79%	↘1
White			93%	↗5
Multiracial			84%	↘3
Free/Reduced Lunch	54%	↗5	60%	↗2
Eng. Lang. Learners	25%	↗5	22%	↔
Special Education	63%	↗11	57%	↗15
Gifted			99%	↗5



Rainier Beach High School

Keith Smith, *Principal*

School Plan & Budget for the 2016–17 School Year

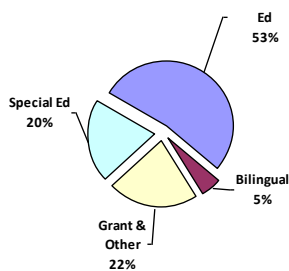
School Mission Statement	sdfsad
---------------------------------	--------

School Goals	
---------------------	--

School Description & Plan to Achieve Goals	
---	--

Annual Budget Report	
-----------------------------	--

2016–17 School Funding by Category



All financial data are from the 2016–17 recommended budget.

Invitation to Participate
Total 2016–17 School Budget: \$7,131,896

Projected 2016–17 Student Enrollment: 618

Per-Student Funding: \$11,540

District Mission Statement	Seattle Public Schools is committed to ensuring equitable access, closing the opportunity gaps and excellence in education for every student.
-----------------------------------	---