



Northgate Elementary

Katrina Pearl, Principal

School Report for 2015–16 School Year

northgatees.seattleschools.org

2015–16 School Year

Students: 241

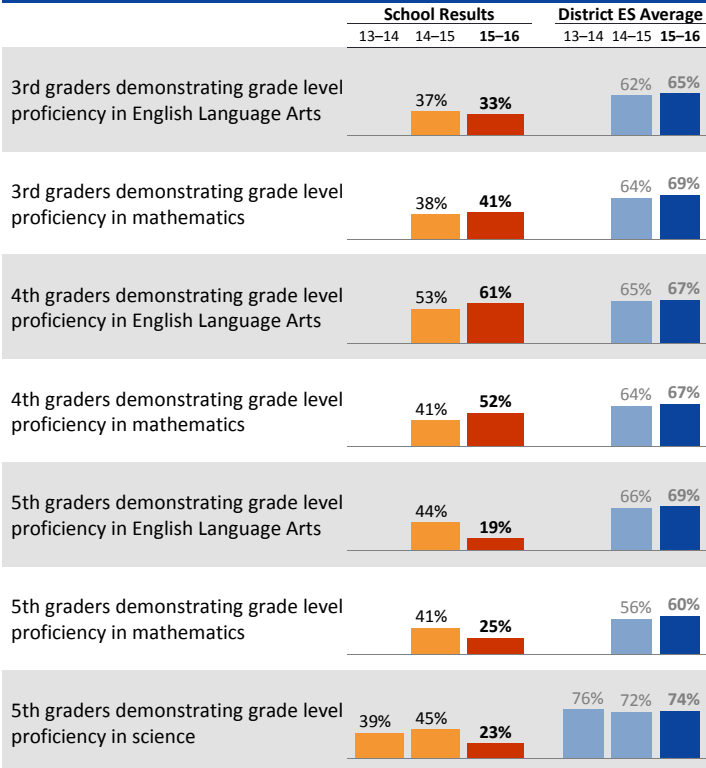
Teachers: 19

Students per teacher: 13

Average daily attendance: 95.1%

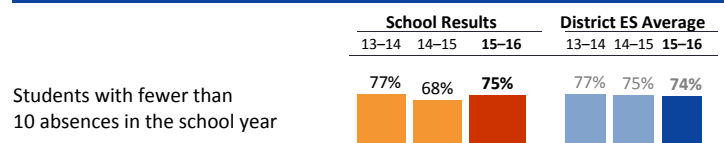
Student mobility: 56%

Student Achievement *



* Students who did not participate in state testing are counted as not demonstrating proficiency.
For more details, see "Student Achievement" section of the [Glossary](#)

Attendance



Accountability and School Performance

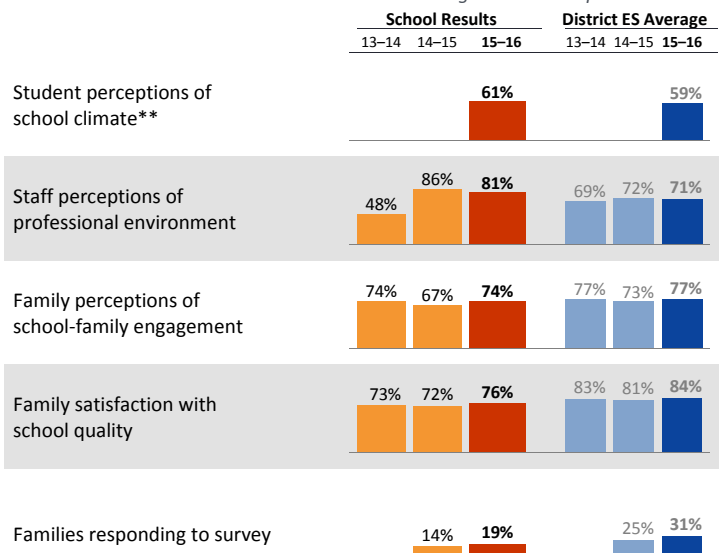
Seattle Public Schools Segmentation Level: **n/a**

Met Adequate Yearly Progress (AYP) Proficiency Goal for ELA: **n/a**

Met Adequate Yearly Progress (AYP) Proficiency Goal for Math: **n/a**

Student, Family, and Staff School Climate Survey

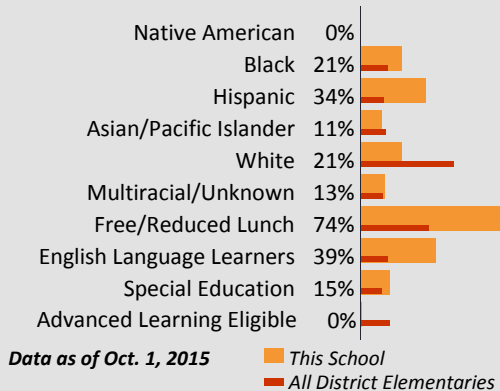
Average Positive Responses*



*Results for each survey category equal the average percent of positive responses ("Agree" or "Strongly Agree") for a subset of questions. See results here: tiny.cc/seattlesurveys

** New baseline established due to changes to survey in 2015-16. See [Glossary](#) for details.

Student Demographics



Student Proficiency on State Tests

Spring 2016 School average compared to District elementary school average

	English Language Arts		Mathematics	
	School	District Avg	School	District Avg
All Students	37% ↘13	67% ↗3	40% ↘1	65% ↗4
Native American		39% ↗7		35% ↗1
Black	30% ↘13	35% ↗1	30% ↘1	35% ↗4
Hispanic	34% ↘11	47% ↗2	38% ↗6	46% ↗5
Asian/Pacific Islander	50% ↘5	69% ↗4	64% ↗4	72% ↗4
White	50% ↗5	81% ↗2	40% ↘30	77% ↗3
Multiracial		71% ↗3		67% ↗3
Free/Reduced Lunch	33% ↘13	42% ↔	35% ↘3	42% ↗2
Eng. Lang. Learners	24% ↘9	23% ↗2	33% ↗9	33% ↗7
Special Education	24% ↘23	45% ↔	25% ↘13	44% ↗4
Gifted		95% ↗1		95% ↗1



Northgate Elementary

Katrina Pearl, *Principal*

School Plan & Budget for the 2016–17 School Year

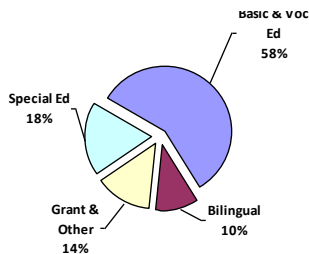
School Mission Statement	Mission Statement for Northgate Elementary The Northgate community is a team of parents, staff, and students dedicated to creating a positive and nurturing learning environment, resulting in systematically meeting small measurable goals to close opportunity gaps that are present for students.
---------------------------------	---

School Goals	For intermediate students, we will increase the percentage of students proficient on the state reading test from 33% to 60% with our current 4th graders and from 61% to 80% with our current 5th graders. For intermediate students in math, we will increase the percentage of students' proficient on the state math test from 41% to 60% and from 52% to 75% with our current 5th graders. For all students we will increase the percentage of students with fewer than ten absences per year from 74% to 80%. This goals are seen through the intentionally aligned work with both literacy and math in all grades, kindergarten through fifth grade.
---------------------	--

School Description & Plan to Achieve Goals	Northgate teachers will improve reading instruction by continuing to Common Core Standards with a Balanced Literacy model. Guided by a Literacy Specialist, teachers will identify specific reading skills that students need, demonstrate their use, and provide opportunities for students to apply them. There will be intentional assessment, use of leveled libraries, guided reading groups and conferring. We are working to make sure that all intervention supports align with classroom instruction. We accomplish this by all staff participating in professional development aligned to support our work with all students, but specifically focusing on ensuring ALL students are making growth. Northgate teachers will improve math instruction by focusing on using clear teaching points, student engagement strategies, math talks and rigorous intellectual work. Teachers will also identify struggling students through data review meetings and create action plans based on need. Specific skill needs will be provided during daily small groups for re-teaching and additional vocabulary instruction. We will offer extra learning time through after school clubs and the technology resources of STMath and IXL as well as intervention through LLI, System 44, Foundations and Read 180.
---	---

Annual Budget Report

2016–17 School Funding by Category



All financial data are from the 2016–17 recommended budget.

Total 2016–17 School Budget:
\$3,140,897

Projected 2016–17 Student Enrollment:
262

Per-Student Funding:
\$11,988

Invitation to Participate

One of the goals of having School Reports is to support families as critical partners with us in a student's academic success. To get involved, please share this with your friends and neighbors, visit the school, or consider talking to the teacher or principal about joining the school's Building Leadership Team or Parent Teacher Student Association to shape your school's improvement plan.

District Mission Statement	Seattle Public Schools is committed to ensuring equitable access, closing the opportunity gaps and excellence in education for every student.
-----------------------------------	---