



# Laurelhurst Elementary

Sarah Talbot, Principal

## School Report for 2015–16 School Year

laurelhurstes.seattleschools.org

### 2015–16 School Year

# Students: 433

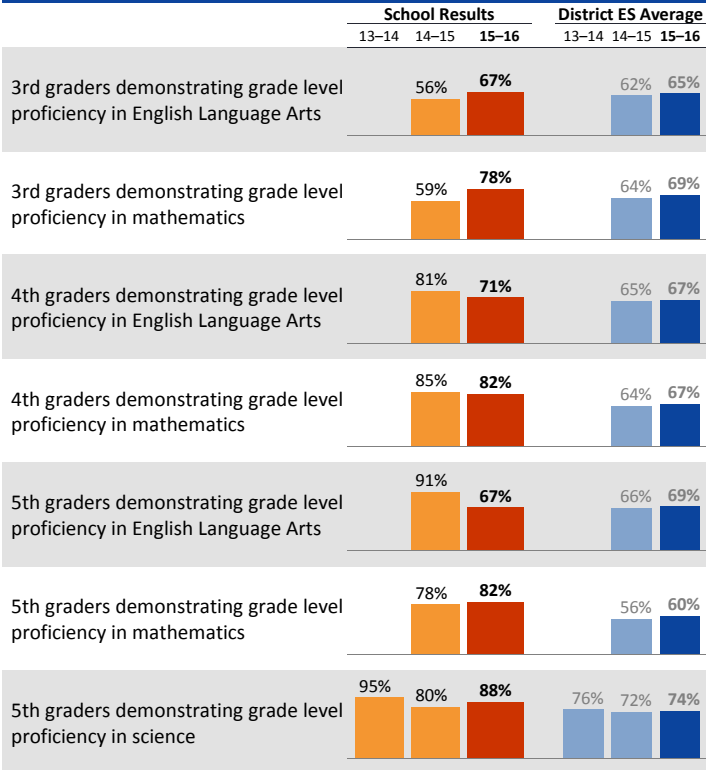
# Teachers: 27

Students per teacher: 16

Average daily attendance: 95.4%

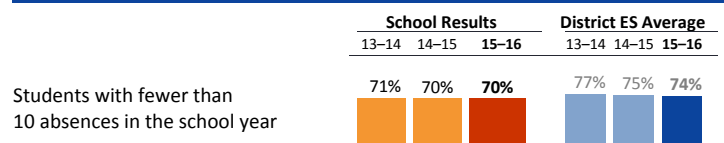
Student mobility: 17%

### Student Achievement \*



\* Students who did not participate in state testing are counted as not demonstrating proficiency.  
For more details, see "Student Achievement" section of the [Glossary](#)

### Attendance



### Accountability and School Performance

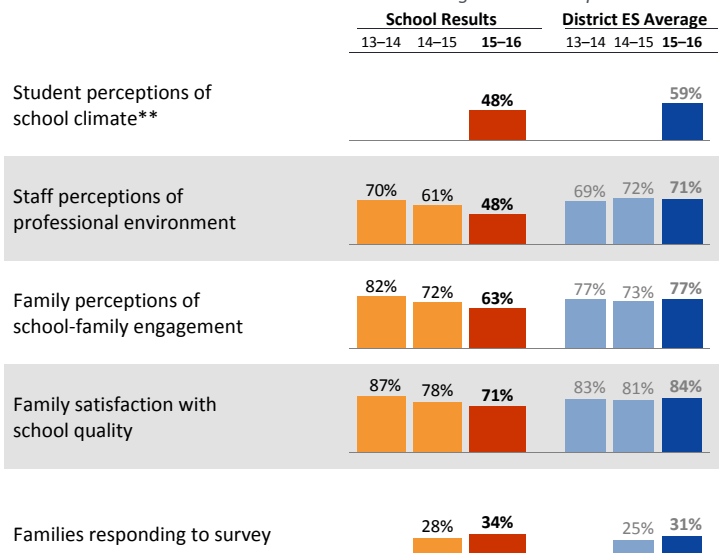
Seattle Public Schools Segmentation Level: **n/a**

Met Adequate Yearly Progress (AYP) Proficiency Goal for ELA: **n/a**

Met Adequate Yearly Progress (AYP) Proficiency Goal for Math: **n/a**

### Student, Family, and Staff School Climate Survey

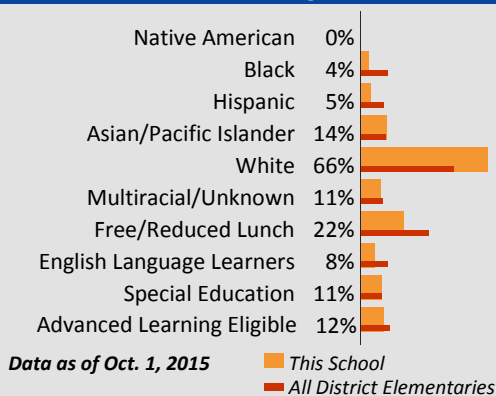
Average Positive Responses\*



\*Results for each survey category equal the average percent of positive responses ("Agree" or "Strongly Agree") for a subset of questions. See results here: [tiny.cc/seattlesurveys](http://tiny.cc/seattlesurveys)

\*\* New baseline established due to changes to survey in 2015-16. See [Glossary](#) for details.

### Student Demographics



### Student Proficiency on State Tests

Spring 2016 School average compared to District elementary school average

	English Language Arts		Mathematics	
	School	District Avg	School	District Avg
<b>All Students</b>	<b>68%</b>	67% ↗ 3	<b>81%</b>	65% ↗ 4
Native American		39% ↗ 7		35% ↗ 1
Black	<b>8%</b>	35% ↗ 1	<b>38%</b>	35% ↗ 4
Hispanic		47% ↗ 2		46% ↗ 5
Asian/Pacific Islander	<b>77%</b> ↗ 5	69% ↗ 4	<b>100%</b> ↗ 11	72% ↗ 4
White	<b>70%</b> ↘ 4	81% ↗ 2	<b>83%</b> ↗ 10	77% ↗ 3
Multiracial	<b>88%</b> ↗ 4	71% ↗ 3	<b>76%</b> ↘ 8	67% ↗ 3
Free/Reduced Lunch	<b>48%</b> ↔	42% ↔	<b>56%</b> ↗ 5	42% ↗ 2
Eng. Lang. Learners		23% ↗ 2	<b>100%</b>	33% ↗ 7
Special Education	<b>39%</b> ↘ 14	45% ↔	<b>57%</b> ↗ 13	44% ↗ 4
Gifted		95% ↗ 1		95% ↗ 1



# Laurelhurst Elementary

Sarah Talbot, *Principal*

## School Plan & Budget for the 2016–17 School Year


**School Mission Statement** The teachers at Laurelhurst are facilitators of learning, posing questions that elicit creative and critical thinking, and nurturing in their students a life-long love of learning.

**School Goals** We seek for every student to show one year's growth in Reading and Math every year.

**School Description & Plan to Achieve Goals** Laurelhurst is a small school where dedicated teachers and staff help every student feel cared for and every student see themselves learning. Getting our students to actually learn is not enough; we seek to help them understand their own learning and take charge. Students who understand themselves to be the masters of their own learning cannot ever be stopped from success! Students who are cared about and care about others have great joy from their time at school.

**Annual Budget Report**

**2016–17 School Funding by Category**



*All financial data are from the 2016–17 recommended budget.*

**Invitation to Participate**

Total 2016–17 School Budget:

**\$3,386,822**

Projected 2016–17 Student Enrollment:

**418**

Per-Student Funding:

**\$8,102**

One of the goals of having School Reports is to support families as critical partners with us in a student's academic success. To get involved, please share this with your friends and neighbors, visit the school, or consider talking to the teacher or principal about joining the school's Building Leadership Team or Parent Teacher Student Association to shape your school's improvement plan.

**District Mission Statement** Seattle Public Schools is committed to ensuring equitable access, closing the opportunity gaps and excellence in education for every student.