



Lafayette Elementary

Cynthia Chaput, Principal

School Report for 2015–16 School Year

www.mylafayette.org

2015–16 School Year

Students: 481

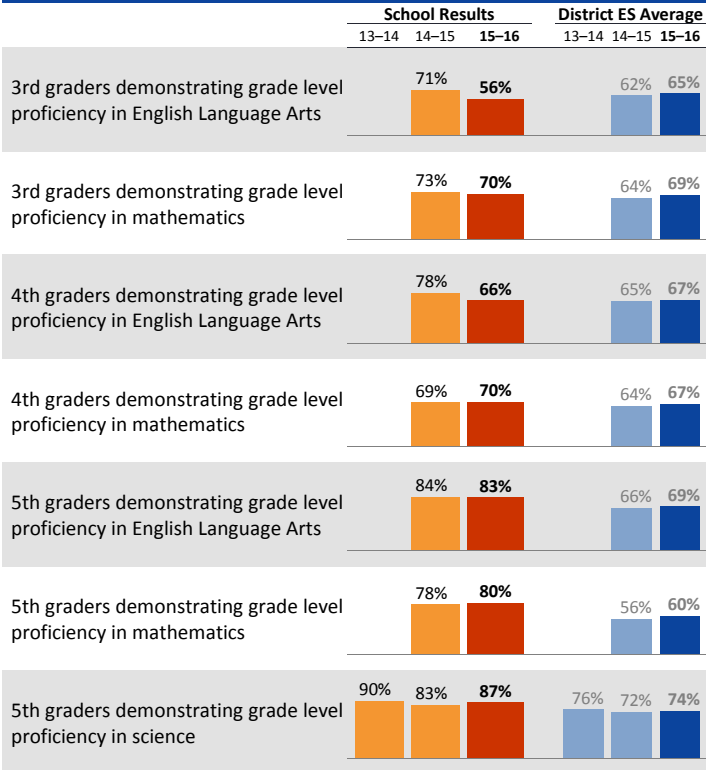
Teachers: 25

Students per teacher: 19

Average daily attendance: 95.8%

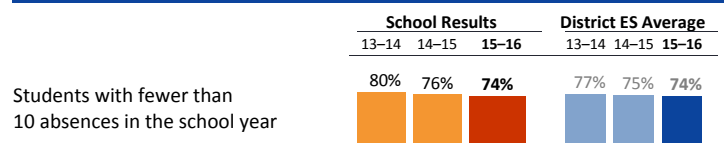
Student mobility: 9%

Student Achievement *



* Students who did not participate in state testing are counted as not demonstrating proficiency.
For more details, see "Student Achievement" section of the [Glossary](#)

Attendance



Accountability and School Performance

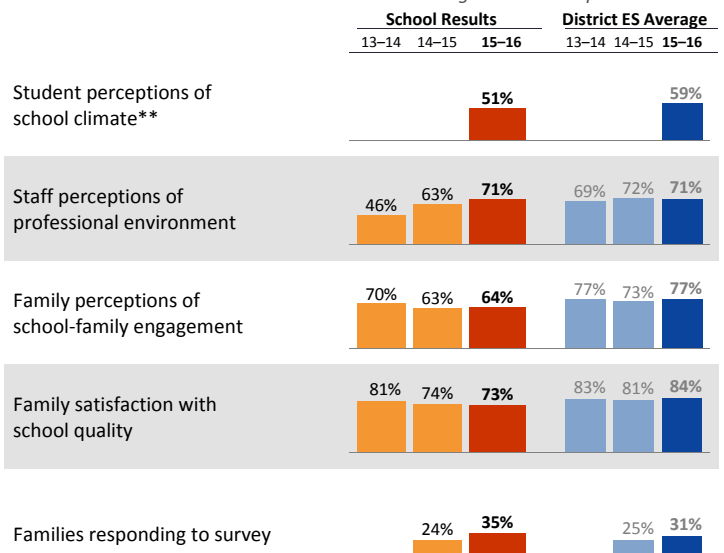
Seattle Public Schools Segmentation Level: **n/a**

Met Adequate Yearly Progress (AYP) Proficiency Goal for ELA: **n/a**

Met Adequate Yearly Progress (AYP) Proficiency Goal for Math: **n/a**

Student, Family, and Staff School Climate Survey

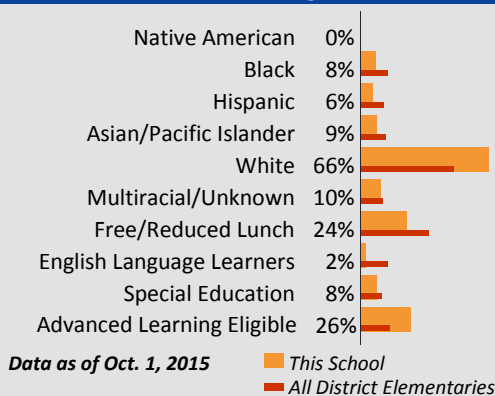
Average Positive Responses*



*Results for each survey category equal the average percent of positive responses ("Agree" or "Strongly Agree") for a subset of questions. See results here: tiny.cc/seattlesurveys

** New baseline established due to changes to survey in 2015-16. See [Glossary](#) for details.

Student Demographics



Student Proficiency on State Tests

Spring 2016 School average compared to District elementary school average

	English Language Arts		Mathematics	
	School	District Avg	School	District Avg
All Students	68% ↘ 9	67% ↗ 3	73% ↘ 5	65% ↗ 4
Native American		39% ↗ 7		35% ↗ 1
Black	38% ↘ 9	35% ↗ 1	33% ↘ 5	35% ↗ 4
Hispanic	37% ↘ 13	47% ↗ 2	61% ↗ 13	46% ↗ 5
Asian/Pacific Islander	77% ↗ 5	69% ↗ 4	82% ↗ 4	72% ↗ 4
White	77% ↘ 9	81% ↗ 2	80% ↘ 1	77% ↗ 3
Multiracial	57% ↘ 15	71% ↗ 3	70% ↘ 2	67% ↗ 3
Free/Reduced Lunch	46% ↘ 12	42% ↔	50% ↗ 2	42% ↗ 2
Eng. Lang. Learners		23% ↗ 2		33% ↗ 7
Special Education	42% ↘ 4	45% ↔	65% ↗ 19	44% ↗ 4
Gifted	100% ↔	95% ↗ 1	100% ↔	95% ↗ 1



Lafayette Elementary

Cynthia Chaput, Principal

School Plan & Budget for the 2016–17 School Year

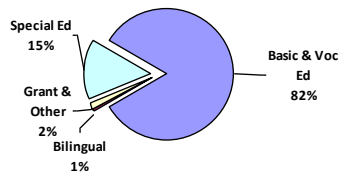
School Mission Statement	“Educate and nurture all students so they may grow toward responsible, global citizenship.”
---------------------------------	---

School Goals	Increase overall student proficiency across all grades as measured by either MAP or SBA . The target for 16-17 is 85% of all students will meet proficiency or met standard in ELA and Math. Implement the curriculum Language Power for all qualified ELL students at Lafayette. Over 50% of the students identified as ELL will show progress towards CCSS.
---------------------	---

School Description & Plan to Achieve Goals	Students at Lafayette Elementary have three personal standards: To Show Respect, Make Good Decisions and Solve Problems. Additionally, students are expected to self regulate their emotions and are engaged in the implementation of the RULER curriculum. School climate effects the academic and social/emotional development of all students. Our school data shows that 56% of the third graders, 65% of the fourth graders and 82% of fifth graders met standard in ELA as measured by the Spring 2016 SBA. The staff has been implementing a Balanced Literacy Framework and in 2016-2017 staff are implementing Easy CBM Dibels and SBA interim ELA assessments as progress monitoring tools to identify students for Tier II and III intervention. All staff will continue to use running records as well. The K-1 staff are attending and implementing ELA strategies from REACH Early Learning with Katie Hestad. Students identified as Advanced Learners are challenged in their ELA classrooms through differentiation and extended learning opportunities. Staff in grades 1-5 are implementing a "walk to math" program so they can better meet individual student needs.
---	---

Annual Budget Report

2016–17 School Funding by Category



All financial data are from the 2016–17 recommended budget.

Invitation to Participate

<p>Total 2016–17 School Budget:</p> <p style="text-align: center;">\$3,126,367</p> <p>Projected 2016–17 Student Enrollment:</p> <p style="text-align: center;">453</p> <p>Per-Student Funding:</p> <p style="text-align: center;">\$6,901</p>	<p>One of the goals of having School Reports is to support families as critical partners with us in their student's academic success. To get involved, please share this with your friends and neighbors, visit the school, or consider talking to the teacher or principal. There are many opportunities at Lafayette to be involved. Some of them include joining the school's Building Leadership Team (BLT), Parent Teacher Student Association (PTSA), committee work in ELA, STEAM, or Equity and Race, volunteer in a</p>
--	--

District Mission Statement	Seattle Public Schools is committed to ensuring equitable access, closing the opportunity gaps and excellence in education for every student.
-----------------------------------	---